



MOSEK Rmosek package
Release 11.0.0(BETA)

MOSEK ApS

06 November 2024

Contents

1	Introduction	1
1.1	Why the Rmosek package?	2
2	Contact Information	3
3	License Agreement	4
3.1	MOSEK end-user license agreement	4
3.2	Third party licenses	4
4	Installation	10
4.1	System requirements	10
4.2	Installation	11
4.3	Testing the Installation	11
5	Design Overview	12
5.1	Modeling	12
5.2	“Hello World!” in MOSEK	12
6	Optimization Tutorials	14
6.1	Linear Optimization	15
6.2	From Linear to Conic Optimization	17
6.3	Conic Quadratic Optimization	20
6.4	Power Cone Optimization	23
6.5	Conic Exponential Optimization	25
6.6	Geometric Programming	27
6.7	Semidefinite Optimization	30
6.8	Integer Optimization	37
6.9	Quadratic Optimization	40
6.10	Problem Modification and Reoptimization	42
6.11	Retrieving infeasibility certificates	46
7	Solver Interaction Tutorials	49
7.1	Accessing the solution	49
7.2	Errors and exceptions	52
7.3	Input/Output	54
7.4	Setting solver parameters	55
7.5	Retrieving information items	56
8	Debugging Tutorials	58
8.1	Understanding optimizer log	58
8.2	Addressing numerical issues	63
8.3	Debugging infeasibility	65
8.4	Python Console	70
9	Technical guidelines	73
9.1	Timing	73
9.2	Multithreading	73
9.3	Parallel optimization using the Multicore package	74

9.4	The license system	74
10	Case Studies	75
10.1	Portfolio Optimization	75
10.2	Least Squares and Other Norm Minimization Problems	91
10.3	Logistic regression	97
11	Problem Formulation and Solutions	100
11.1	Linear Optimization	100
11.2	Conic Optimization	103
11.3	Semidefinite Optimization	106
11.4	Quadratic and Quadratically Constrained Optimization	108
12	Optimizers	111
12.1	Presolve	111
12.2	Linear Optimization	113
12.3	Conic Optimization - Interior-point optimizer	120
12.4	The Optimizer for Mixed-Integer Problems	124
13	Rmosek API Reference	136
13.1	Command Reference	136
13.2	Parameters grouped by topic	140
13.3	Parameters (alphabetical list sorted by type)	152
13.4	Response codes	214
13.5	Enumerations	238
13.6	Supported domains	269
14	Supported File Formats	272
14.1	The LP File Format	273
14.2	The MPS File Format	277
14.3	The OPF Format	289
14.4	The CBF Format	300
14.5	The PTF Format	317
14.6	The Task Format	323
14.7	The JSON Format	324
14.8	The Solution File Format	330
15	List of examples	333
16	Interface changes	334
16.1	Important changes compared to version 10	334
16.2	Changes compared to version 10	334
	Bibliography	339
	Symbol Index	340
	Index	355

Chapter 1

Introduction

The **MOSEK** Optimization Suite 11.0.0(BETA) is a powerful software package capable of solving large-scale optimization problems of the following kind:

- linear,
- conic:
 - conic quadratic (also known as second-order cone),
 - involving the exponential cone,
 - involving the power cone,
 - semidefinite,
- convex quadratic and quadratically constrained,
- integer.

In order to obtain an overview of features in the **MOSEK** Optimization Suite consult the [product introduction](#) guide.

The most widespread class of optimization problems is *linear optimization problems*, where all relations are linear. The tremendous success of both applications and theory of linear optimization can be ascribed to the following factors:

- The required data are simple, i.e. just matrices and vectors.
- Convexity is guaranteed since the problem is convex by construction.
- Linear functions are trivially differentiable.
- There exist very efficient algorithms and software for solving linear problems.
- Duality properties for linear optimization are nice and simple.

Even if the linear optimization model is only an approximation to the true problem at hand, the advantages of linear optimization may outweigh the disadvantages. In some cases, however, the problem formulation is inherently nonlinear and a linear approximation is either intractable or inadequate. *Conic optimization* has proved to be a very expressive and powerful way to introduce nonlinearities, while preserving all the nice properties of linear optimization listed above.

The fundamental expression in linear optimization is a linear expression of the form

$$Ax - b \geq 0.$$

In conic optimization this is replaced with a wider class of constraints

$$Ax - b \in \mathcal{K}$$

where \mathcal{K} is a *convex cone*. For example in 3 dimensions \mathcal{K} may correspond to an ice cream cone. The conic optimizer in **MOSEK** supports a number of different types of cones \mathcal{K} , which allows a surprisingly large number of nonlinear relations to be modeled, as described in the **MOSEK Modeling Cookbook**, while preserving the nice algorithmic and theoretical properties of linear optimization.

1.1 Why the Rmosek package?

The Rmosek package provides access to most functionalities of **MOSEK** from an R-language software environment. The package is adjusted for the typical R user.

The Rmosek package provides access to:

- Linear Optimization (LO)
- Conic Quadratic (Second-Order Cone) Optimization (CQO, SOCO)
- Power Cone Optimization
- Conic Exponential Optimization (CEO)
- Convex Quadratic Optimization (QO)
- Semidefinite Optimization (SDO)
- Mixed-Integer Optimization (MIO)

Chapter 2

Contact Information

Phone	+45 7174 9373	Office
	+45 7174 5700	Sales
Website	mosek.com	
Email		
	sales@mosek.com	Sales, pricing, and licensing
	support@mosek.com	Technical support, questions and bug reports
	info@mosek.com	Everything else.
Mailing Address		
	MOSEK ApS	
	Fruebjergvej 3	
	Symbion Science Park, Box 16	
	2100 Copenhagen O	
	Denmark	

You can get in touch with **MOSEK** using popular social media as well:

Blogger	https://blog.mosek.com/
Google Group	https://groups.google.com/forum/#!forum/mosek
Twitter	https://twitter.com/mosektw
Linkedin	https://www.linkedin.com/company/mosek-aps
Youtube	https://www.youtube.com/channel/UCvIyectEVLp31NXeD5mIbEw

In particular **Twitter** is used for news, updates and release announcements.

Chapter 3

License Agreement

3.1 MOSEK end-user license agreement

Before using the **MOSEK** software, please read the license agreement available in the distribution at `<MSKHOME>/mosek/11.0/mosek-eula.pdf` or on the **MOSEK** website <https://mosek.com/products/license-agreement>. By using **MOSEK** you agree to the terms of that license agreement.

3.2 Third party licenses

MOSEK uses some third-party open-source libraries. Their license details follow.

zlib

MOSEK uses the *zlib* library obtained from the [zlib website](#). The license agreement for *zlib* is shown in [Listing 3.1](#).

Listing 3.1: *zlib* license.

```
zlib.h -- interface of the 'zlib' general purpose compression library
version 1.2.7, May 2nd, 2012

Copyright (C) 1995-2012 Jean-loup Gailly and Mark Adler

This software is provided 'as-is', without any express or implied
warranty. In no event will the authors be held liable for any damages
arising from the use of this software.

Permission is granted to anyone to use this software for any purpose,
including commercial applications, and to alter it and redistribute it
freely, subject to the following restrictions:

1. The origin of this software must not be misrepresented; you must not
   claim that you wrote the original software. If you use this software
   in a product, an acknowledgment in the product documentation would be
   appreciated but is not required.
2. Altered source versions must be plainly marked as such, and must not be
   misrepresented as being the original software.
3. This notice may not be removed or altered from any source distribution.

Jean-loup Gailly          Mark Adler
jloupg@zip.org           madler@alumni.caltech.edu
```

fplib

MOSEK uses the floating point formatting library developed by David M. Gay obtained from the [netlib website](#). The license agreement for *fplib* is shown in [Listing 3.2](#).

Listing 3.2: *fplib* license.

```
/*
 *
 * The author of this software is David M. Gay.
 *
 * Copyright (c) 1991, 2000, 2001 by Lucent Technologies.
 *
 * Permission to use, copy, modify, and distribute this software for any
 * purpose without fee is hereby granted, provided that this entire notice
 * is included in all copies of any software which is or includes a copy
 * or modification of this software and in all copies of the supporting
 * documentation for such software.
 *
 * THIS SOFTWARE IS BEING PROVIDED "AS IS", WITHOUT ANY EXPRESS OR IMPLIED
 * WARRANTY. IN PARTICULAR, NEITHER THE AUTHOR NOR LUCENT MAKES ANY
 * REPRESENTATION OR WARRANTY OF ANY KIND CONCERNING THE MERCHANTABILITY
 * OF THIS SOFTWARE OR ITS FITNESS FOR ANY PARTICULAR PURPOSE.
 *
 *****/
```

{fmt}

MOSEK uses the formatting library *{fmt}* developed by Victor Zverovich obtained from [github/fmt](#) and distributed under the MIT license. The license agreement for *{fmt}* is shown in [Listing 3.3](#).

Listing 3.3: *{fmt}* license.

```
Copyright (c) 2012 - present, Victor Zverovich

Permission is hereby granted, free of charge, to any person obtaining
a copy of this software and associated documentation files (the "Software"),
to deal in the Software without restriction, including without limitation
the rights to use, copy, modify, merge, publish, distribute, sublicense,
and/or sell copies of the Software, and to permit persons to whom the Software
is furnished to do so, subject to the following conditions:

The above copyright notice and this permission notice shall be included
in all copies or substantial portions of the Software.

THE SOFTWARE IS PROVIDED "AS IS", WITHOUT WARRANTY OF ANY KIND, EXPRESS OR IMPLIED,
INCLUDING BUT NOT LIMITED TO THE WARRANTIES OF MERCHANTABILITY, FITNESS FOR
A PARTICULAR PURPOSE AND NONINFRINGEMENT. IN NO EVENT SHALL THE AUTHORS OR
COPYRIGHT HOLDERS BE LIABLE FOR ANY CLAIM, DAMAGES OR OTHER LIABILITY, WHETHER
IN AN ACTION OF CONTRACT, TORT OR OTHERWISE, ARISING FROM, OUT OF OR IN
CONNECTION WITH THE SOFTWARE OR THE USE OR OTHER DEALINGS IN THE SOFTWARE.
```


Zstandard

MOSEK uses the *Zstandard* library developed by Facebook obtained from [github/zstd](https://github.com/zstd). The license agreement for *Zstandard* is shown in [Listing 3.4](#).

Listing 3.4: *Zstandard* license.

```
BSD License

For Zstandard software

Copyright (c) 2016-present, Facebook, Inc. All rights reserved.

Redistribution and use in source and binary forms, with or without modification,
are permitted provided that the following conditions are met:

* Redistributions of source code must retain the above copyright notice, this
  list of conditions and the following disclaimer.

* Redistributions in binary form must reproduce the above copyright notice,
  this list of conditions and the following disclaimer in the documentation
  and/or other materials provided with the distribution.

* Neither the name Facebook nor the names of its contributors may be used to
  endorse or promote products derived from this software without specific
  prior written permission.

THIS SOFTWARE IS PROVIDED BY THE COPYRIGHT HOLDERS AND CONTRIBUTORS "AS IS" AND
ANY EXPRESS OR IMPLIED WARRANTIES, INCLUDING, BUT NOT LIMITED TO, THE IMPLIED
WARRANTIES OF MERCHANTABILITY AND FITNESS FOR A PARTICULAR PURPOSE ARE
DISCLAIMED. IN NO EVENT SHALL THE COPYRIGHT HOLDER OR CONTRIBUTORS BE LIABLE FOR
ANY DIRECT, INDIRECT, INCIDENTAL, SPECIAL, EXEMPLARY, OR CONSEQUENTIAL DAMAGES
(INCLUDING, BUT NOT LIMITED TO, PROCUREMENT OF SUBSTITUTE GOODS OR SERVICES;
LOSS OF USE, DATA, OR PROFITS; OR BUSINESS INTERRUPTION) HOWEVER CAUSED AND ON
ANY THEORY OF LIABILITY, WHETHER IN CONTRACT, STRICT LIABILITY, OR TORT
(INCLUDING NEGLIGENCE OR OTHERWISE) ARISING IN ANY WAY OUT OF THE USE OF THIS
SOFTWARE, EVEN IF ADVISED OF THE POSSIBILITY OF SUCH DAMAGE.
```

OpenSSL

MOSEK uses the [LibReSSL](#) library, which is build on *OpenSSL*. *OpenSSL* is included under the *OpenSSL* license, [Listing 3.5](#), and the *LibReSSL* additions are licensed under the *ISC* license, [Listing 3.6](#).

Listing 3.5: *OpenSSL* license

```
=====  
Copyright (c) 1998-2011 The OpenSSL Project. All rights reserved.  
  
Redistribution and use in source and binary forms, with or without  
modification, are permitted provided that the following conditions  
are met:  
  
1. Redistributions of source code must retain the above copyright  
   notice, this list of conditions and the following disclaimer.  
  
2. Redistributions in binary form must reproduce the above copyright  
   notice, this list of conditions and the following disclaimer in
```

(continues on next page)

the documentation and/or other materials provided with the distribution.

3. All advertising materials mentioning features or use of this software must display the following acknowledgment:
"This product includes software developed by the OpenSSL Project for use in the OpenSSL Toolkit. (<http://www.openssl.org/>)"
4. The names "OpenSSL Toolkit" and "OpenSSL Project" must not be used to endorse or promote products derived from this software without prior written permission. For written permission, please contact openssl-core@openssl.org.
5. Products derived from this software may not be called "OpenSSL" nor may "OpenSSL" appear in their names without prior written permission of the OpenSSL Project.
6. Redistributions of any form whatsoever must retain the following acknowledgment:
"This product includes software developed by the OpenSSL Project for use in the OpenSSL Toolkit (<http://www.openssl.org/>)"

THIS SOFTWARE IS PROVIDED BY THE OpenSSL PROJECT ``AS IS'' AND ANY EXPRESSED OR IMPLIED WARRANTIES, INCLUDING, BUT NOT LIMITED TO, THE IMPLIED WARRANTIES OF MERCHANTABILITY AND FITNESS FOR A PARTICULAR PURPOSE ARE DISCLAIMED. IN NO EVENT SHALL THE OpenSSL PROJECT OR ITS CONTRIBUTORS BE LIABLE FOR ANY DIRECT, INDIRECT, INCIDENTAL, SPECIAL, EXEMPLARY, OR CONSEQUENTIAL DAMAGES (INCLUDING, BUT NOT LIMITED TO, PROCUREMENT OF SUBSTITUTE GOODS OR SERVICES; LOSS OF USE, DATA, OR PROFITS; OR BUSINESS INTERRUPTION) HOWEVER CAUSED AND ON ANY THEORY OF LIABILITY, WHETHER IN CONTRACT, STRICT LIABILITY, OR TORT (INCLUDING NEGLIGENCE OR OTHERWISE) ARISING IN ANY WAY OUT OF THE USE OF THIS SOFTWARE, EVEN IF ADVISED OF THE POSSIBILITY OF SUCH DAMAGE.

=====

This product includes cryptographic software written by Eric Young (ey@cryptsoft.com). This product includes software written by Tim Hudson (tjh@cryptsoft.com).

Listing 3.6: ISC license

Copyright (C) 1994-2017 Free Software Foundation, Inc.
Copyright (c) 2014 Jeremie Courreges-Anglas <jca@openbsd.org>
Copyright (c) 2014-2015 Joel Sing <jsing@openbsd.org>
Copyright (c) 2014 Ted Unangst <tedu@openbsd.org>
Copyright (c) 2015-2016 Bob Beck <beck@openbsd.org>
Copyright (c) 2015 Marko Kreen <markokr@gmail.com>
Copyright (c) 2015 Reyk Floeter <reyk@openbsd.org>
Copyright (c) 2016 Tobias Pape <tobias@netshed.de>

Permission to use, copy, modify, and/or distribute this software for any purpose with or without fee is hereby granted, provided that the above copyright notice and this permission notice appear in all copies.

(continued from previous page)

```
THE SOFTWARE IS PROVIDED "AS IS" AND THE AUTHOR DISCLAIMS ALL
WARRANTIES WITH REGARD TO THIS SOFTWARE INCLUDING ALL IMPLIED
WARRANTIES OF MERCHANTABILITY AND FITNESS. IN NO EVENT SHALL THE
AUTHOR BE LIABLE FOR ANY SPECIAL, DIRECT, INDIRECT, OR CONSEQUENTIAL
DAMAGES OR ANY DAMAGES WHATSOEVER RESULTING FROM LOSS OF USE, DATA OR
PROFITS, WHETHER IN AN ACTION OF CONTRACT, NEGLIGENCE OR OTHER
TORTIOUS ACTION, ARISING OUT OF OR IN CONNECTION WITH THE USE OR
PERFORMANCE OF THIS SOFTWARE.
```

mimalloc

MOSEK uses the *mimalloc* memory allocator library from [github/mimalloc](https://github.com/mimalloc). The license agreement for *mimalloc* is shown in [Listing 3.7](#).

Listing 3.7: *mimalloc* license.

```
MIT License
```

```
Copyright (c) 2019 Microsoft Corporation, Daan Leijen
```

```
Permission is hereby granted, free of charge, to any person obtaining a copy
of this software and associated documentation files (the "Software"), to deal
in the Software without restriction, including without limitation the rights
to use, copy, modify, merge, publish, distribute, sublicense, and/or sell
copies of the Software, and to permit persons to whom the Software is
furnished to do so, subject to the following conditions:
```

```
The above copyright notice and this permission notice shall be included in all
copies or substantial portions of the Software.
```

```
THE SOFTWARE IS PROVIDED "AS IS", WITHOUT WARRANTY OF ANY KIND, EXPRESS OR
IMPLIED, INCLUDING BUT NOT LIMITED TO THE WARRANTIES OF MERCHANTABILITY,
FITNESS FOR A PARTICULAR PURPOSE AND NONINFRINGEMENT. IN NO EVENT SHALL THE
AUTHORS OR COPYRIGHT HOLDERS BE LIABLE FOR ANY CLAIM, DAMAGES OR OTHER
LIABILITY, WHETHER IN AN ACTION OF CONTRACT, TORT OR OTHERWISE, ARISING FROM,
OUT OF OR IN CONNECTION WITH THE SOFTWARE OR THE USE OR OTHER DEALINGS IN THE
SOFTWARE.
```

BLASFEO

MOSEK uses the *BLASFEO* linear algebra library developed by Gianluca Frison, obtained from [github/blasfeo](https://github.com/blasfeo). The license agreement for *BLASFEO* is shown in [Listing 3.8](#).

Listing 3.8: *blasfeo* license.

```
BLASFEO -- BLAS For Embedded Optimization.
Copyright (C) 2019 by Gianluca Frison.
Developed at IMTEK (University of Freiburg) under the supervision of Moritz Diehl.
All rights reserved.
```

```
The 2-Clause BSD License
```

```
Redistribution and use in source and binary forms, with or without
modification, are permitted provided that the following conditions are met:
```

```
1. Redistributions of source code must retain the above copyright notice, this
```

(continues on next page)

(continued from previous page)

list of conditions and the following disclaimer.

2. Redistributions in binary form must reproduce the above copyright notice, this list of conditions and the following disclaimer in the documentation and/or other materials provided with the distribution.

THIS SOFTWARE IS PROVIDED BY THE COPYRIGHT HOLDERS AND CONTRIBUTORS "AS IS" AND ANY EXPRESS OR IMPLIED WARRANTIES, INCLUDING, BUT NOT LIMITED TO, THE IMPLIED WARRANTIES OF MERCHANTABILITY AND FITNESS FOR A PARTICULAR PURPOSE ARE DISCLAIMED. IN NO EVENT SHALL THE COPYRIGHT OWNER OR CONTRIBUTORS BE LIABLE FOR ANY DIRECT, INDIRECT, INCIDENTAL, SPECIAL, EXEMPLARY, OR CONSEQUENTIAL DAMAGES (INCLUDING, BUT NOT LIMITED TO, PROCUREMENT OF SUBSTITUTE GOODS OR SERVICES; LOSS OF USE, DATA, OR PROFITS; OR BUSINESS INTERRUPTION) HOWEVER CAUSED AND ON ANY THEORY OF LIABILITY, WHETHER IN CONTRACT, STRICT LIABILITY, OR TORT (INCLUDING NEGLIGENCE OR OTHERWISE) ARISING IN ANY WAY OUT OF THE USE OF THIS SOFTWARE, EVEN IF ADVISED OF THE POSSIBILITY OF SUCH DAMAGE.

oneTBB

MOSEK uses the *oneTBB* parallelization library which is part of *oneAPI* developed by Intel, obtained from [github/oneTBB](https://github.com/oneTBB), licensed under the Apache License 2.0. The license agreement for *oneTBB* can be found in <https://github.com/oneapi-src/oneTBB/blob/master/LICENSE.txt> .

Chapter 4

Installation

In this section we discuss how to install and setup the **MOSEK** Rmosek package.

Important: Before running this **MOSEK** interface please make sure that you:

- Installed **MOSEK** correctly. Some operating systems require extra steps. See the [Installation guide](#) for instructions and common troubleshooting tips.
 - Set up a license. See the [Licensing guide](#) for instructions.
-

Compatibility

The Rmosek package can be used with R version at least 3.6.

Locating files in the MOSEK Optimization Suite

The relevant files for the Rmosek package are organized as reported in [Table 4.1](#).

Table 4.1: Relevant files for the Rmosek package.

Relative Path	Description	Label
<MSKHOME>/mosek/11.0/tools/platform/<PLATFORM>/ rmosek	Rmosek install files	<RMOSEKDIR>
<MSKHOME>/mosek/11.0/tools/examples/rmosek	Examples	<EXDIR>
<MSKHOME>/mosek/11.0/tools/examples/data	Additional data	<MISCDIR>

where

- <MSKHOME> is the folder in which the **MOSEK** Optimization Suite has been installed,
- <PLATFORM> is the actual platform among those supported by **MOSEK**, i.e. win64x86, linux64x86, linuxaarch64 or osxaarch64.

4.1 System requirements

There are no pre-compiled binary versions of the Rmosek package available, so the system must be able to compile C++ source code and have access to a few command line tools. The summary of relevance to the Rmosek package given below is based on the official guide, [R Installation and Administration](#), for installing packages in source form.

Windows

- Download `Rtools` (not an R package). You will need to install the *R toolset*, the *Cygwin DLLs*, and the *toolchain*.
- Make sure you have `mosek` and the executables of `Rtools` on the `PATH` environment variable.

MacOS

- Make sure you have `Xcode` installed.

Linux

- On Ubuntu (and Debian) you may install the `r-base-dev` package.

4.2 Installation

To install the `Rmosek` package you may run the `install.rmosek` function of the script `<RMOSEKDIR>/builder.R`. This is a wrapper around the `install.packages` function with recommended default argument values (e.g., to a compatible **MOSEK** repository), cross-platform support of configuration variables, and helpers to resolve `Rtools` on Windows. As example, if called with no arguments, it will attempt an autoconfigured installation:

```
source("<RMOSEKDIR>/builder.R")
attachbuilder()
install.rmosek()
```

You can inspect the autoconfigured defaults by typing `show(install.rmosek)`. Apart from the typical arguments of `install.packages`, a user might want to change:

- `MSK_BINDIR`: The location of the **MOSEK** library to compile against; e.g., `mosek/<MSKVER>/tools/platform/<PLATFORM>/bin`.
- `using_pkgbuild`: Whether to run the installation in the build-friendly environment of package `pkgbuild` (helps, e.g., to resolve `Rtools` on Windows).
- `using_sysenv`: Whether to transmit configuration variables via `Sys.setenv()` as opposed to `configure.vars` (depends on platform support).

4.3 Testing the Installation

First of all, to check that the `Rmosek` package was properly installed, start R and try

```
require("Rmosek")
```

The installation can further be tested by running some of the enclosed examples. Open a terminal, change folder to `<EXDIR>` and use R to run a selected example, for instance:

```
R -f lo1.R
```

Chapter 5

Design Overview

5.1 Modeling

Rmosek package is an interface for specifying optimization problems directly in matrix form. It means that an optimization problem such as:

$$\begin{aligned} & \text{minimize} && c^T x \\ & \text{subject to} && Ax \leq b, \\ & && x \in \mathcal{K} \end{aligned}$$

or

$$\begin{aligned} & \text{minimize} && c^T x \\ & \text{subject to} && Ax \leq b, \\ & && Fx + g \in \mathcal{K} \end{aligned}$$

is specified by describing the matrices A , F , vectors b, c, g and a list of cones \mathcal{K} directly.

The main characteristics of this interface are:

- **Simplicity**: once the problem data is assembled in matrix form, it is straightforward to input it into the optimizer.
- **Exploiting sparsity**: data is entered in sparse format, enabling huge, sparse problems to be defined and solved efficiently.
- **Efficiency**: the API incurs almost no overhead between the user's representation of the problem and MOSEK's internal one.

Rmosek package does not aid with modeling. It is the user's responsibility to express the problem in MOSEK's standard form, introducing, if necessary, auxiliary variables and constraints. See [Sec. 11](#) for the precise formulations of problems MOSEK solves.

5.2 "Hello World!" in MOSEK

Here we present the most basic workflow pattern when using Rmosek package.

Create a problem structure

Optimization problems using Rmosek package are specified using a *problem* structure that describes the numerical data of the problem. In most cases it consists of matrices of floating-point numbers.

Retrieving the solutions

When the problem is set up, the optimizer is invoked with the call to `mosek`. The call will return a response and a structure containing the solution to all variables. See further details in [Sec. 7](#).

We refer also to [Sec. 7](#) for information about more advanced mechanisms of interacting with the solver.

Source code example

Below is the most basic code sample that defines and solves a trivial optimization problem

$$\begin{aligned} & \text{minimize} && x \\ & \text{subject to} && 2.0 \leq x \leq 3.0. \end{aligned}$$

For simplicity the example does not contain any error or status checks.

Listing 5.1: “Hello World!” in MOSEK

```
##  
# Copyright: Copyright (c) MOSEK ApS, Denmark. All rights reserved.  
#  
# File:      helloworld.R  
#  
# The most basic example of how to get started with MOSEK.  
  
library("Rmosek")  
  
prob <- list(sense="min")      # Minimization problem  
prob$A <- Matrix(nrow=0, ncol=1) # 0 constraints, 1 variable  
prob$bx <- rbind(blx=2.0, bux=3.0) # Bounds on the only variable  
prob$c <- c(1.0)              # The objective coefficient  
  
# Optimize  
r <- mosek(prob)  
  
# Print answer  
r$sol$itr$xx
```


Chapter 6

Optimization Tutorials

In this section we demonstrate how to set up basic types of optimization problems. Each short tutorial contains a working example of formulating problems, defining variables and constraints and retrieving solutions.

- **Model setup and linear optimization tutorial (LO)**

- Sec. 6.1. Linear optimization tutorial, *recommended first reading for all users*. Apart from setting up a linear problem it also demonstrates how to work with the optimizer: initialize data structures, pass them to the solver and retrieve the solutions.

- **Conic optimization tutorials (CO)**

- Sec. 6.2. A step by step introduction to programming with affine conic constraints (ACC). Explains all the steps required to input a conic problem. *Recommended first reading for users of the conic optimizer*.

Further basic examples demonstrating various types of conic constraints:

- Sec. 6.3. A basic example with a quadratic cone (CQO).
- Sec. 6.4. A basic example with a power cone.
- Sec. 6.5. A basic example with a exponential cone (CEO).
- Sec. 6.6. A basic tutorial of geometric programming (GP).

- **Semidefinite optimization tutorial (SDO)**

- Sec. 6.7. Examples showing how to solve semidefinite optimization problems with one or more semidefinite variables.

- **Mixed-integer optimization tutorials (MIO)**

- Sec. 6.8. Shows how to declare integer variables for linear and conic problems and how to set an initial solution.

- **Quadratic optimization tutorial (QO)**

- Sec. 6.9. Examples showing how to solve a quadratic problem.

- **Reoptimization tutorials**

- Sec. 6.10. Various techniques for modifying and reoptimizing a problem.

- **Infeasibility certificates**

- Sec. 6.11. Shows how to retrieve and analyze a primal infeasibility certificate for continuous problems.

6.1 Linear Optimization

The simplest optimization problem is a purely linear problem. A *linear optimization problem* (see also Sec. 11.1) is a problem of the following form:

Minimize or maximize the objective function

$$\sum_{j=0}^{n-1} c_j x_j + c^f$$

subject to the linear constraints

$$l_k^c \leq \sum_{j=0}^{n-1} a_{kj} x_j \leq u_k^c, \quad k = 0, \dots, m-1,$$

and the bounds

$$l_j^x \leq x_j \leq u_j^x, \quad j = 0, \dots, n-1.$$

The problem description consists of the following elements:

- m and n — the number of constraints and variables, respectively,
- x — the variable vector of length n ,
- c — the coefficient vector of length n

$$c = \begin{bmatrix} c_0 \\ \vdots \\ c_{n-1} \end{bmatrix},$$

- c^f — fixed term in the objective,
- A — an $m \times n$ matrix of coefficients

$$A = \begin{bmatrix} a_{0,0} & \cdots & a_{0,(n-1)} \\ \vdots & \cdots & \vdots \\ a_{(m-1),0} & \cdots & a_{(m-1),(n-1)} \end{bmatrix},$$

- l^c and u^c — the lower and upper bounds on constraints,
- l^x and u^x — the lower and upper bounds on variables.

Please note that we are using 0 as the first index: x_0 is the first element in variable vector x .

6.1.1 Example LO1

The following is an example of a small linear optimization problem:

$$\begin{aligned} &\text{maximize} && 3x_0 + 1x_1 + 5x_2 + 1x_3 \\ &\text{subject to} && 3x_0 + 1x_1 + 2x_2 &= 30, \\ &&& 2x_0 + 1x_1 + 3x_2 + 1x_3 &\geq 15, \\ &&& & 2x_1 &+ 3x_3 &\leq 25, \end{aligned} \tag{6.1}$$

under the bounds

$$\begin{aligned} 0 &\leq x_0 \leq \infty, \\ 0 &\leq x_1 \leq 10, \\ 0 &\leq x_2 \leq \infty, \\ 0 &\leq x_3 \leq \infty. \end{aligned}$$

This is easily programmed in R as shown in Listing 6.1. The first line overwrites any previous definitions of the variable `lo1`, preparing for the new problem description. The problem is then defined and finally solved on the last line.

Listing 6.1: R implementation of problem (6.1).

```

lo1 <- function()
{
  prob <- list()

  # Objective sense (maximize or minimize)
  prob$sense <- "max"

  # Objective coefficients
  prob$c <- c(3, 1, 5, 1)

  # Specify matrix 'A' in sparse format.
  asubi <- c(1, 1, 1, 2, 2, 2, 2, 3, 3)
  asubj <- c(1, 2, 3, 1, 2, 3, 4, 2, 4)
  aval <- c(3, 1, 2, 2, 1, 3, 1, 2, 3)

  prob$A <- sparseMatrix(asubi, asubj, x=aval)

  # Bound values for constraints
  prob$bc <- rbind(blc=c(30, 15, -Inf),
                  buc=c(30, Inf, 25))

  # Bound values for variables
  prob$bx <- rbind(blx=rep(0,4),
                  bux=c(Inf, 10, Inf, Inf))

  # Solve the problem
  r <- mosek(prob)

  # Return the solution
  stopifnot(identical(r$response$code, 0))
  r$sol
}

```

Notice how the R value `Inf` is used in both the constraint bounds (`blc` and `buc`) and the variable upper bound (`bux`), to avoid the specification of an actual bound.

From this example the input arguments for the linear program follows easily.

- **Objective** The string is the objective goal and could be either `minimize`, `min`, `maximize` or `max`. The dense numeric vector specifies the coefficients in front of the variables in the linear objective function, and the optional constant scalar (reads: `c zero`) is a constant in the objective corresponding to c^f , that will be assumed zero if not specified.
- **Constraint Matrix** The sparse matrix is the constraint matrix of the problem with the constraint coefficients written row-wise. Notice that for larger problems it may be more convenient to define an empty sparse matrix and specify the non-zero elements one at a time $A(i, j) = a_{ij}$, rather than writing out the full matrix as done in the example. E.g. `Matrix(0, nrow=30, ncol=50, sparse=TRUE)`.
- **Bounds** The constraint bounds with rows `blc` (constraint lower bound) and `buc` (constraint upper bound), as well as the variable bounds with rows `blx` (variable lower bound) and `bux` (variable upper bound), are both given as dense numeric matrices. These are equivalent to the bounds of problem, namely l^c , u^c , l^x and u^x .

6.2 From Linear to Conic Optimization

In Sec. 6.1 we demonstrated setting up the linear part of an optimization problem, namely the objective, linear bounds and linear (in)equalities. In this tutorial we show how to define conic constraints.

A single conic constraint in **MOSEK** is constructed in the following form

$$F_i x + g_i \in \mathcal{D}_i \tag{6.2}$$

where

- $x \in \mathbb{R}^n$ is the optimization variable vector of length n ,
- $F_i \in \mathbb{R}^{d \times n}$ is a $d \times n$ matrix of coefficients (problem data), where d is the number of **affine expressions** (AFE) in the conic constraint,
- $g_i \in \mathbb{R}^d$ is a vector of constants (problem data). Thus, the affine combination $F_i x + g_i$ results in a d -vector where each element is a scalar-valued AFE,
- $\mathcal{D}_i \subseteq \mathbb{R}^d$ is a **conic domain** of dimension d , representing *one of the cone types supported by MOSEK*.

Constraints of this form are called **affine conic constraints**, or **ACC** for short. Therefore, in this section we show how to set up a problem of the form

$$\begin{aligned} & \text{minimize} && c^T x + c^f \\ & \text{subject to} && \begin{array}{l} l^c \leq Ax \leq u^c, \\ l^x \leq x \leq u^x, \\ Fx + g \in \mathcal{D}_1 \times \cdots \times \mathcal{D}_l, \end{array} \end{aligned} \tag{6.3}$$

where $F \in \mathbb{R}^{k \times n}$, $g \in \mathbb{R}^k$, $k = \sum_{i=1}^l d_i$ and $d_i = \dim(\mathcal{D}_i)$. The problem in (6.3) consists of l affine conic constraints. The first ACC is made by restricting the first d_1 affine expressions (out of the total k) to the \mathcal{D}_1 domain. The d_2 AFEs thereafter belong to the \mathcal{D}_2 domain, forming the second ACC, and so on. The complete ACC data of a problem is therefore obtained by stacking together the descriptions of l ACCs.

Generalization of linear constraints

Conic constraints are a natural generalization of linear constraints to the general nonlinear case. For example, a typical linear constraint of the form

$$Ax + b \geq 0$$

can also be written as membership in the cone of nonnegative real numbers (also called the positive orthant cone):

$$Ax + b \in \mathbb{R}_{\geq 0}^d,$$

and that naturally generalizes to

$$Fx + g \in \mathcal{D}$$

for more complicated domains \mathcal{D} from Sec. 13.6.

6.2.1 Example AFFCO1

Consider the following simple optimization problem:

$$\begin{aligned} & \text{maximize} && x_1^{1/3} + (x_1 + x_2 + 0.1)^{1/4} \\ & \text{subject to} && \begin{array}{l} (x_1 - 0.5)^2 + (x_2 - 0.6)^2 \leq 1, \\ x_1 - x_2 \leq 1. \end{array} \end{aligned} \tag{6.4}$$

Adding auxiliary variables we convert this problem into an equivalent conic form:

$$\begin{aligned}
 & \text{maximize} && t_1 + t_2 \\
 & \text{subject to} && (1, x_1 - 0.5, x_2 - 0.6) \in \mathcal{Q}^3, \\
 & && (x_1, 1, t_1) \in \mathcal{P}_3^{(1/3, 2/3)}, \\
 & && (x_1 + x_2 + 0.1, 1, t_2) \in \mathcal{P}_3^{(1/4, 3/4)}, \\
 & && x_1 - x_2 \leq 1.
 \end{aligned} \tag{6.5}$$

Note that each of the vectors constrained to a cone is in a natural way an affine combination of the problem variables.

We first set up the linear part of the problem, including the number of variables, objective and all bounds precisely as in [Sec. 6.1](#). Affine conic constraints will be defined using the field `cones` in the `problem` structure. We construct the matrices F, g for each of the three cones. For example, the constraint $(1, x_1 - 0.5, x_2 - 0.6) \in \mathcal{Q}^3$ is written in matrix form as

$$\begin{bmatrix} 0 & 0 & 0 & 0 \\ 1 & 0 & 0 & 0 \\ 0 & 1 & 0 & 0 \end{bmatrix} \begin{bmatrix} x_1 \\ x_2 \\ t_1 \\ t_2 \end{bmatrix} + \begin{bmatrix} 1 \\ -0.5 \\ -0.6 \end{bmatrix} \in \mathcal{Q}^3.$$

Below we set up the matrices and define the cone type as a `"MSK_DOMAIN_QUADRATIC_CONE"` of length 3. The conic domain for each affine conic constraint is specified as a column in a matrix with rows corresponding to each associated detail of the domain. The last row for the quadratic cone is set to `NULL` because it is a non-parametric cone (unlike the power cones).

```

# The quadratic cone
FQ <- rbind(c(0,0,0,0), c(1,0,0,0), c(0,1,0,0))
gQ <- c(1, -0.5, -0.6)
cQ <- matrix(list("QUAD", 3, NULL), nrow=3, ncol=1)

```

Next we demonstrate how to do the same for the second of the power cone constraints. Its affine representation is:

$$\begin{bmatrix} 1 & 1 & 0 & 0 \\ 0 & 0 & 0 & 0 \\ 0 & 0 & 0 & 1 \end{bmatrix} \begin{bmatrix} x_1 \\ x_2 \\ t_1 \\ t_2 \end{bmatrix} + \begin{bmatrix} 0.1 \\ 1 \\ 0 \end{bmatrix} \in \mathcal{P}_3^{1/4, 3/4}.$$

The power cone is defined by its type, length, and the additional parameter which is a vector of exponents $\alpha, 1-\alpha$ appearing in the cone definition. In fact any pair of positive real numbers *proportional* to $(\alpha, 1-\alpha)$ may be used. They will be normalized to add up to 1:

```

# The power cone for (x_1+x_2+0.1, 1, t_2) \in POW3^(1/4, 3/4)
FP2 <- rbind(c(1,1,0,0), c(0,0,0,0), c(0,0,0,1))
gP2 <- c(0.1, 1, 0)
cP2 <- matrix(list("PPOW", 3, c(1.0, 3.0)), nrow=3, ncol=1)

```

Once affine conic descriptions of all cones are ready it remains to stack them vertically into the matrix F and vector g and concatenate the cone descriptions in one matrix, one column per cone. Below is the full code for problem (6.5).

Listing 6.2: Script implementing conic version of problem (6.4).

```

library("Rmosek")

affcol <- function()
{

  prob <- list(sense="max")

```

(continues on next page)

```

# Variables [x1; x2; t1; t2]
prob$c <- c(0, 0, 1, 1)

# Linear inequality x_1 - x_2 <= 1
prob$A <- Matrix(c(1, -1, 0, 0), nrow=1, sparse=TRUE)
prob$bc <- rbind(blc=-Inf, buc=1)
prob$bx <- rbind(blx=rep(-Inf,4), bux=rep(Inf,4))

# The quadratic cone
FQ <- rbind(c(0,0,0,0), c(1,0,0,0), c(0,1,0,0))
gQ <- c(1, -0.5, -0.6)
cQ <- matrix(list("QUAD", 3, NULL), nrow=3, ncol=1)

# The power cone for (x_1, 1, t_1) \in POW3^(1/3,2/3)
FP1 <- rbind(c(1,0,0,0), c(0,0,0,0), c(0,0,1,0))
gP1 <- c(0, 1, 0)
cP1 <- matrix(list("PPOW", 3, c(1/3, 2/3)), nrow=3, ncol=1)

# The power cone for (x_1+x_2+0.1, 1, t_2) \in POW3^(1/4,3/4)
FP2 <- rbind(c(1,1,0,0), c(0,0,0,0), c(0,0,0,1))
gP2 <- c(0.1, 1, 0)
cP2 <- matrix(list("PPOW", 3, c(1.0, 3.0)), nrow=3, ncol=1)

# All cones
prob$F <- rbind(FQ, FP1, FP2)
prob$g <- cbind(gQ, gP1, gP2)
prob$cones <- cbind(cQ, cP1, cP2)
rownames(prob$cones) <- c("type", "dim", "conepar")

r <- mosek(prob, list(soldetail=1))
stopifnot(identical(r$response$code, 0))

print(r$sol$itr$pobjval)
print(r$sol$itr$xx[1:2])
}

```

6.2.2 Example AFFCO2

Consider the following simple linear dynamical system. A point in \mathbb{R}^n moves along a trajectory given by $z(t) = z(0) \exp(At)$, where $z(0)$ is the starting position and $A = \mathbf{Diag}(a_1, \dots, a_n)$ is a diagonal matrix with $a_i < 0$. Find the time after which $z(t)$ is within euclidean distance d from the origin. Denoting the coordinates of the starting point by $z(0) = (z_1, \dots, z_n)$ we can write this as an optimization problem in one variable t :

$$\begin{aligned} & \text{minimize} && t \\ & \text{subject to} && \sqrt{\sum_i (z_i \exp(a_i t))^2} \leq d, \end{aligned}$$

which can be cast into conic form as:

$$\begin{aligned} & \text{minimize} && t \\ & \text{subject to} && (d, z_1 y_1, \dots, z_n y_n) \in \mathcal{Q}^{n+1}, \\ & && (y_i, 1, a_i t) \in K_{\text{exp}}, \quad i = 1, \dots, n, \end{aligned} \tag{6.6}$$

with variable vector $x = [t, y_1, \dots, y_n]^T$.

We assemble all conic constraints in the form

$$Fx + g \in \mathcal{Q}^{n+1} \times (K_{\text{exp}})^n.$$

For the conic quadratic constraint this representation is

$$\begin{bmatrix} 0 & 0_n^T \\ 0_n & \mathbf{Diag}(z_1, \dots, z_n) \end{bmatrix} \begin{bmatrix} t \\ y \end{bmatrix} + \begin{bmatrix} d \\ 0_n \end{bmatrix} \in \mathcal{Q}^{n+1}.$$

For the i -th exponential cone we have

$$\begin{bmatrix} 0 & e_i^T \\ 0 & 0_n \\ a_i & 0_n \end{bmatrix} \begin{bmatrix} t \\ y \end{bmatrix} + \begin{bmatrix} 0 \\ 1 \\ 0 \end{bmatrix} \in K_{\text{exp}},$$

where e_i denotes a vector of length n with a single 1 in position i .

Listing 6.3: Script implementing problem (6.6).

```

firstHittingTime <- function(n, z, a, d)
{
  prob <- list(sense="min")
  # Variables [t, y1, ..., yn]
  prob$A <- Matrix(nrow=0, ncol=n+1)
  prob$bx <- rbind(rep(-Inf, n+1), rep(Inf, n+1))
  prob$c <- c(1, rep(0, n))

  # Quadratic cone
  FQ <- Diagonal(n+1, c(0, z))
  gQ <- c(d, rep(0, n))

  # All exponential cones
  FE <- sparseMatrix( c(seq(1, 3*n, by=3), seq(3, 3*n, by=3)),
                    c(2:(n+1), rep(1, n)),
                    x=c(rep(1, n), t(a)))
  gE <- rep(c(0, 1, 0), n)

  # Assemble input data
  prob$F <- rbind(FQ, FE)
  prob$g <- c(gQ, gE)
  prob$cones <- cbind(matrix(list("QUAD", 1+n, NULL), nrow=3, ncol=1),
                    matrix(list("PEXP", 3, NULL), nrow=3, ncol=n))
  rownames(prob$cones) <- c("type", "dim", "conepar")

  # Solve
  r <- mosek(prob, list(soldetail=1))
  stopifnot(identical(r$response$code, 0))

  r$sol$itr$xx[1]
}

```

6.3 Conic Quadratic Optimization

The structure of a typical conic optimization problem is

$$\begin{array}{llll} \text{minimize} & & c^T x + c^f & \\ \text{subject to} & l^c \leq & Ax & \leq u^c, \\ & l^x \leq & x & \leq u^x, \\ & & Fx + g & \in \mathcal{D}, \end{array}$$

(see Sec. 11 for detailed formulations). We recommend Sec. 6.2 for a tutorial on how problems of that form are represented in MOSEK and what data structures are relevant. Here we discuss how to set-up problems with the (rotated) quadratic cones.

MOSEK supports two types of quadratic cones, namely:

- Quadratic cone:

$$\mathcal{Q}^n = \left\{ x \in \mathbb{R}^n : x_0 \geq \sqrt{\sum_{j=1}^{n-1} x_j^2} \right\}.$$

- Rotated quadratic cone:

$$\mathcal{Q}_r^n = \left\{ x \in \mathbb{R}^n : 2x_0x_1 \geq \sum_{j=2}^{n-1} x_j^2, \quad x_0 \geq 0, \quad x_1 \geq 0 \right\}.$$

For example, consider the following constraint:

$$(x_4, x_0, x_2) \in \mathcal{Q}^3$$

which describes a convex cone in \mathbb{R}^3 given by the inequality:

$$x_4 \geq \sqrt{x_0^2 + x_2^2}.$$

For other types of cones supported by **MOSEK**, see [Sec. 13.6](#) and the other tutorials in this chapter. Different cone types can appear together in one optimization problem.

6.3.1 Example CQO1

Consider the following conic quadratic problem which involves some linear constraints, a quadratic cone and a rotated quadratic cone.

$$\begin{aligned} & \text{minimize} && x_4 + x_5 + x_6 \\ & \text{subject to} && x_1 + x_2 + 2x_3 = 1, \\ & && x_1, x_2, x_3 \geq 0, \\ & && x_4 \geq \sqrt{x_1^2 + x_2^2}, \\ & && 2x_5x_6 \geq x_3^2 \end{aligned} \tag{6.7}$$

The two conic constraints can be expressed in the ACC form as shown in (6.8)

$$\begin{bmatrix} 0 & 0 & 0 & 1 & 0 & 0 \\ 1 & 0 & 0 & 0 & 0 & 0 \\ 0 & 1 & 0 & 0 & 0 & 0 \\ 0 & 0 & 0 & 0 & 1 & 0 \\ 0 & 0 & 0 & 0 & 0 & 1 \\ 0 & 0 & 1 & 0 & 0 & 0 \end{bmatrix} \begin{bmatrix} x_1 \\ x_2 \\ x_3 \\ x_4 \\ x_5 \\ x_6 \end{bmatrix} + \begin{bmatrix} 0 \\ 0 \\ 0 \\ 0 \\ 0 \\ 0 \end{bmatrix} \in \mathcal{Q}^3 \times \mathcal{Q}_r^3. \tag{6.8}$$

Setting up the linear part

The linear parts (constraints, variables, objective) are set up exactly the same way as for linear problems, and we refer to [Sec. 6.1](#) for all the details. The same applies to technical aspects such as defining an optimization problem, retrieving the solution and so on.

Setting up the conic constraints

To define the conic constraints, we start by setting `probF` equal to the matrix shown in (6.8). Note that `F` will internally be converted to the sparse triplet form (`dgTMatrix`) but the user may directly construct it as such by setting `giveCsparse=FALSE` (or `repr="T"` for newer `Matrix` package versions) in the `sparseMatrix` call. The vector `prob$g` is set to zero. Lastly, the domains are specified as columns in a list-typed matrix called `cones`, with rows for each associated detail. In example (6.7) we have two conic constraints:


```

# NOTE: The F matrix is internally stored in the sparse
# triplet form. Use 'giveCsparse' or 'repr' option
# in the sparseMatrix() call to construct the F
# matrix directly in the sparse triplet form.
prob$F      <- sparseMatrix(i=c(1, 2, 3, 4, 5, 6),
                           j=c(4, 1, 2, 5, 6, 3),
                           x=c(1, 1, 1, 1, 1, 1),
                           dims = c(6,6))

prob$g      <- c(1:6)*0
prob$cones  <- matrix(list(), nrow=3, ncol=2)
rownames(prob$cones) <- c("type", "dim", "conepar")

prob$cones[,1] <- list("QUAD", 3, NULL)
prob$cones[,2] <- list("RQUAD", 3, NULL)

```

The first row in `prob$cones` selects the "type" of cone, such as `"MSK_DOMAIN_QUADRATIC_CONE"` or `"MSK_DOMAIN_RQUADRATIC_CONE"` (note that `QUAD`, `QUADRATIC_CONE` and `RQUAD`, `RQUADRATIC_CONE` are valid aliases for each domain, respectively). The second row specifies the dimension ("dim") of each domain, here set to 3. The third row sets the parameters ("conepar") for parametric domains, but because the quadratic cones are not parameterized, we set this value as `NULL`.

Source code

Listing 6.4: Source code solving problem (6.7).

```

library("Rmosek")

cqo1 <- function()
{
  # Specify the non-conic part of the problem.
  prob <- list(sense="min")
  prob$c <- c(0, 0, 0, 1, 1, 1)
  prob$A <- Matrix(c(1, 1, 2, 0, 0, 0), nrow=1, sparse=TRUE)
  prob$bc <- rbind(blc=1,
                  buc=1)
  prob$bx <- rbind(blx=c(rep(0,3), rep(-Inf,3)),
                  bux=rep(Inf,6))

  # Specify the affine conic constraints.
  # NOTE: The F matrix is internally stored in the sparse
  # triplet form. Use 'giveCsparse' or 'repr' option
  # in the sparseMatrix() call to construct the F
  # matrix directly in the sparse triplet form.
  prob$F      <- sparseMatrix(i=c(1, 2, 3, 4, 5, 6),
                              j=c(4, 1, 2, 5, 6, 3),
                              x=c(1, 1, 1, 1, 1, 1),
                              dims = c(6,6))

  prob$g      <- c(1:6)*0
  prob$cones  <- matrix(list(), nrow=3, ncol=2)
  rownames(prob$cones) <- c("type", "dim", "conepar")

  prob$cones[,1] <- list("QUAD", 3, NULL)
  prob$cones[,2] <- list("RQUAD", 3, NULL)

  #
  # Use cbind to extend this chunk of ACCs, if needed:
  #

```

(continues on next page)

```

#   oldcones <- probb$cones
#   probb$cones <- cbind(oldcones, newcones)
#
# Solve the problem
r <- mosek(probb)
# Return the solution
stopifnot(identical(r$response$code, 0))
r$sol
}
cqp1()

```

6.4 Power Cone Optimization

The structure of a typical conic optimization problem is

$$\begin{aligned}
 & \text{minimize} && c^T x + c^f \\
 & \text{subject to} && l^c \leq Ax \leq u^c, \\
 & && l^x \leq x \leq u^x, \\
 & && Fx + g \in \mathcal{D},
 \end{aligned}$$

(see [Sec. 11](#) for detailed formulations). Here we discuss how to set-up problems with the **primal/dual power cones**.

MOSEK supports the primal and dual power cones, defined as below:

- Primal power cone:

$$\mathcal{P}_n^{\alpha_k} = \left\{ x \in \mathbb{R}^n : \prod_{i=0}^{n_\ell-1} x_i^{\beta_i} \geq \sqrt{\sum_{j=n_\ell}^{n-1} x_j^2}, x_0, \dots, x_{n_\ell-1} \geq 0 \right\}$$

where $s = \sum_i \alpha_i$ and $\beta_i = \alpha_i/s$, so that $\sum_i \beta_i = 1$.

- Dual power cone:

$$(\mathcal{P}_n^{\alpha_k})^* = \left\{ x \in \mathbb{R}^n : \prod_{i=0}^{n_\ell-1} \left(\frac{x_i}{\beta_i} \right)^{\beta_i} \geq \sqrt{\sum_{j=n_\ell}^{n-1} x_j^2}, x_0, \dots, x_{n_\ell-1} \geq 0 \right\}$$

where $s = \sum_i \alpha_i$ and $\beta_i = \alpha_i/s$, so that $\sum_i \beta_i = 1$.

Perhaps the most important special case is the three-dimensional power cone family:

$$\mathcal{P}_3^{\alpha, 1-\alpha} = \{x \in \mathbb{R}^3 : x_0^\alpha x_1^{1-\alpha} \geq |x_2|, x_0, x_1 \geq 0\}.$$

which has the corresponding dual cone:

For example, the conic constraint $(x, y, z) \in \mathcal{P}_3^{0.25, 0.75}$ is equivalent to $x^{0.25}y^{0.75} \geq |z|$, or simply $xy^3 \geq z^4$ with $x, y \geq 0$.

For other types of cones supported by **MOSEK**, see [Sec. 13.6](#) and the other tutorials in this chapter. Different cone types can appear together in one optimization problem.

6.4.1 Example POW1

Consider the following optimization problem which involves powers of variables:

$$\begin{aligned} & \text{maximize} && x_0^{0.2} x_1^{0.8} + x_2^{0.4} - x_0 \\ & \text{subject to} && x_0 + x_1 + \frac{1}{2}x_2 = 2, \\ & && x_0, x_1, x_2 \geq 0. \end{aligned} \tag{6.9}$$

We convert (6.9) into affine conic form using auxiliary variables as bounds for the power expressions:

$$\begin{aligned} & \text{maximize} && x_3 + x_4 - x_0 \\ & \text{subject to} && x_0 + x_1 + \frac{1}{2}x_2 = 2, \\ & && (x_0, x_1, x_3) \in \mathcal{P}_3^{0.2,0.8}, \\ & && (x_2, 1.0, x_4) \in \mathcal{P}_3^{0.4,0.6}. \end{aligned} \tag{6.10}$$

The two conic constraints shown in (6.10) can be expressed in the ACC form as shown in (6.11):

$$\begin{bmatrix} 1 & 0 & 0 & 0 & 0 \\ 0 & 1 & 0 & 0 & 0 \\ 0 & 0 & 0 & 1 & 0 \\ 0 & 0 & 1 & 0 & 0 \\ 0 & 0 & 0 & 0 & 0 \\ 0 & 0 & 0 & 0 & 1 \end{bmatrix} \begin{bmatrix} x_0 \\ x_1 \\ x_2 \\ x_3 \\ x_4 \end{bmatrix} + \begin{bmatrix} 0 \\ 0 \\ 0 \\ 0 \\ 1 \\ 0 \end{bmatrix} \in \mathcal{P}_3^{0.2,0.8} \times \mathcal{P}_3^{0.4,0.6}. \tag{6.11}$$

Setting up the linear part

The linear parts (constraints, variables, objective) are set up using exactly the same methods as for linear problems, and we refer to [Sec. 6.1](#) for all the details. The same applies to technical aspects such as defining an optimization task, retrieving the solution and so on.

Setting up the conic constraints

To define the conic constraints, we start by setting `prob$F` equal to the matrix shown in (6.11). Note that `F` will internally be converted to the sparse triplet form (`dgTMatrix`) but the user may directly construct it as such by setting `giveCsparse=FALSE` (or `repr="T"` for newer `Matrix` package versions) in the `sparseMatrix` call. The vector `prob$g` is also set to the value shown in (6.11). Lastly, the domains are specified as columns in a list-typed matrix called `cones`, with rows for each associated detail. In example (6.10) we have two conic constraints:

```
# NOTE: The F matrix is internally stored in the sparse
# triplet form. Use 'giveCsparse' or 'repr' option
# in the sparseMatrix() call to construct the F
# matrix directly in the sparse triplet form.
prob$F <- sparseMatrix(i=c(1, 2, 3, 4, 6),
                      j=c(1, 2, 4, 3, 5),
                      x=c(1, 1, 1, 1, 1),
                      dims = c(6,5))

prob$g <- c(0, 0, 0, 0, 1, 0)
prob$cones <- matrix(list(), nrow=3, ncol=2)
rownames(prob$cones) <- c("type", "dim", "conepar")

prob$cones[,1] <- list("PPOW", 3, c(0.2, 0.8))
prob$cones[,2] <- list("PPOW", 3, c(0.4, 0.6))
```

The first row in `prob$cones` selects the "type" of cone, i.e. the power cone `"MSK_DOMAIN_PRIMAL_POWER_CONE"` (note that `PPOW` and `PRIMAL_POWER_CONE` are valid aliases). The second row specifies the dimension ("dim") of each domain, here set to 3. The third row selects the cone parameters ("conepar") where each entry is a vector of parameter values.

Source code

Listing 6.5: Source code solving problem (6.9).

```
library("Rmosek")

pow1 <- function()
{
  # Specify the non-conic part of the problem.
  prob <- list(sense="max")
  prob$c <- c(-1, 0, 0, 1, 1)
  prob$A <- Matrix(c(1, 1, 0.5, 0, 0), nrow=1, sparse=TRUE)
  prob$bc <- rbind(blc=2,
                  buc=2)
  prob$bx <- rbind(blx=c(rep(-Inf,5)),
                  bux=c(rep( Inf,5)))

  # Specify the affine conic constraints.
  # NOTE: The F matrix is internally stored in the sparse
  #       triplet form. Use 'giveCsparse' or 'repr' option
  #       in the sparseMatrix() call to construct the F
  #       matrix directly in the sparse triplet form.
  prob$F <- sparseMatrix(i=c(1, 2, 3, 4, 6),
                         j=c(1, 2, 4, 3, 5),
                         x=c(1, 1, 1, 1, 1),
                         dims = c(6,5))

  prob$g <- c(0, 0, 0, 0, 1, 0)
  prob$cones <- matrix(list(), nrow=3, ncol=2)
  rownames(prob$cones) <- c("type", "dim", "conepar")

  prob$cones[,1] <- list("PPOW", 3, c(0.2, 0.8))
  prob$cones[,2] <- list("PPOW", 3, c(0.4, 0.6))

  # Solve the problem
  r <- mosek(prob)

  # Return the solution
  stopifnot(identical(r$response$code, 0))
  r$sol
}

pow1()
```

6.5 Conic Exponential Optimization

The structure of a typical conic optimization problem is

$$\begin{array}{ll} \text{minimize} & c^T x + c^f \\ \text{subject to} & l^c \leq Ax \leq u^c, \\ & l^x \leq x \leq u^x, \\ & Fx + g \in \mathcal{D}, \end{array}$$

(see Sec. 11 for detailed formulations). We recommend Sec. 6.2 for a tutorial on how problems of that form are represented in MOSEK and what data structures are relevant. Here we discuss how to set-up problems with the **primal/dual exponential cones**.

MOSEK supports two exponential cones, namely:

- Primal exponential cone:

$$K_{\text{exp}} = \{x \in \mathbb{R}^3 : x_0 \geq x_1 \exp(x_2/x_1), x_0, x_1 \geq 0\}.$$

- Dual exponential cone:

$$K_{\text{exp}}^* = \{s \in \mathbb{R}^3 : s_0 \geq -s_2 e^{-1} \exp(s_1/s_2), s_2 \leq 0, s_0 \geq 0\}.$$

For example, consider the following constraint:

$$(x_4, x_0, x_2) \in K_{\text{exp}}$$

which describes a convex cone in \mathbb{R}^3 given by the inequalities:

$$x_4 \geq x_0 \exp(x_2/x_0), x_0, x_4 \geq 0.$$

For other types of cones supported by **MOSEK**, see [Sec. 13.6](#) and the other tutorials in this chapter. Different cone types can appear together in one optimization problem.

6.5.1 Example CEO1

Consider the following basic conic exponential problem which involves some linear constraints and an exponential inequality:

$$\begin{aligned} & \text{minimize} && x_0 + x_1 \\ & \text{subject to} && x_0 + x_1 + x_2 = 1, \\ & && x_0 \geq x_1 \exp(x_2/x_1), \\ & && x_0, x_1 \geq 0. \end{aligned} \tag{6.12}$$

The affine conic form of (6.12) is:

$$\begin{aligned} & \text{minimize} && x_0 + x_1 \\ & \text{subject to} && x_0 + x_1 + x_2 = 1, \\ & && Ix \in K_{\text{exp}}, \\ & && x \in \mathbb{R}^3. \end{aligned} \tag{6.13}$$

where I is the 3×3 identity matrix.

Setting up the linear part

The linear parts (constraints, variables, objective) are set up using exactly the same methods as for linear problems, and we refer to [Sec. 6.1](#) for all the details. The same applies to technical aspects such as defining an optimization task, retrieving the solution and so on.

Setting up the conic constraints

To define the conic constraints, we start by setting `prob$F` equal to the identity matrix in (6.13). The `prob$g` vector is set to zero. Lastly, the conic domain is specified as columns in a list-typed matrix called `cones`, with rows for each associated detail. In example (6.13) we have one conic constraint:

```
prob$F <- rbind(c(1,0,0),c(0,1,0),c(0,0,1))
prob$g <- c(0, 0, 0)
prob$cones <- matrix(list("PEXP", 3, NULL), nrow=3, ncol=1)
rownames(prob$cones) <- c("type","dim", "conepar")
```

The first row in `prob$cones` selects the "type" of conic domain, in this case the exponential cone `"MSK_DOMAIN_PRIMAL_EXP_CONE"` (note that `PEXP`, `PRIMAL_EXP_CONE` are valid aliases for this conic domain). The second row is used to provide the dimension ("dim") of the conic domain, which in this case has to be 3. The third row sets the parameters ("conepar") for parametric conic domains, but because the exponential cone is not parameterized we set this value as `NULL`.

Source code

Listing 6.6: Source code solving problem (6.12).

```
library("Rmosek")

ceol <- function()
{
  # Specify the non-conic part of the problem.
  prob <- list(sense="min")
  prob$c <- c(1, 1, 0)
  prob$A <- Matrix(c(1, 1, 1), nrow=1, sparse=TRUE)
  prob$bc <- rbind(blc=1,
                  buc=1)
  prob$bx <- rbind(blx=rep(-Inf,3),
                  bux=rep( Inf,3))

  # Specify the affine conic constraints.
  prob$F <- rbind(c(1,0,0),c(0,1,0),c(0,0,1))
  prob$g <- c(0, 0, 0)
  prob$cones <- matrix(list("PEXP", 3, NULL), nrow=3, ncol=1)
  rownames(prob$cones) <- c("type", "dim", "coneapar")

  # Solve the problem
  r <- mosek(prob)

  # Return the solution
  stopifnot(identical(r$response$code, 0))
  r$sol
}

ceol()
```

6.6 Geometric Programming

Geometric programs (GP) are a particular class of optimization problems which can be expressed in special polynomial form as positive sums of generalized monomials. More precisely, a geometric problem in canonical form is

$$\begin{aligned} & \text{minimize} && f_0(x) \\ & \text{subject to} && f_i(x) \leq 1, \quad i = 1, \dots, m, \\ & && x_j > 0, \quad j = 1, \dots, n, \end{aligned} \tag{6.14}$$

where each f_0, \dots, f_m is a *posynomial*, that is a function of the form

$$f(x) = \sum_k c_k x_1^{\alpha_{k1}} x_2^{\alpha_{k2}} \dots x_n^{\alpha_{kn}}$$

with arbitrary real α_{ki} and $c_k > 0$. The standard way to formulate GPs in convex form is to introduce a variable substitution

$$x_i = \exp(y_i).$$

Under this substitution all constraints in a GP can be reduced to the form

$$\log\left(\sum_k \exp(a_k^T y + b_k)\right) \leq 0 \tag{6.15}$$

involving a *log-sum-exp* bound. Moreover, constraints involving only a single monomial in x can be even more simply written as a linear inequality:

$$a_k^T y + b_k \leq 0$$

We refer to the **MOSEK Modeling Cookbook** and to [BKVH07] for more details on this reformulation. A geometric problem formulated in convex form can be entered into **MOSEK** with the help of exponential cones.

6.6.1 Example GP1

The following problem comes from [BKVH07]. Consider maximizing the volume of a $h \times w \times d$ box subject to upper bounds on the area of the floor and of the walls and bounds on the ratios h/w and d/w :

$$\begin{aligned} & \text{maximize} && hwd \\ & \text{subject to} && 2(hw + hd) \leq A_{\text{wall}}, \\ & && wd \leq A_{\text{floor}}, \\ & && \alpha \leq h/w \leq \beta, \\ & && \gamma \leq d/w \leq \delta. \end{aligned} \tag{6.16}$$

The decision variables in the problem are h, w, d . We make a substitution

$$h = \exp(x), w = \exp(y), d = \exp(z)$$

after which (6.16) becomes

$$\begin{aligned} & \text{maximize} && x + y + z \\ & \text{subject to} && \log(\exp(x + y + \log(2/A_{\text{wall}})) + \exp(x + z + \log(2/A_{\text{wall}}))) \leq 0, \\ & && y + z \leq \log(A_{\text{floor}}), \\ & && \log(\alpha) \leq x - y \leq \log(\beta), \\ & && \log(\gamma) \leq z - y \leq \log(\delta). \end{aligned} \tag{6.17}$$

Next, we demonstrate how to implement a log-sum-exp constraint (6.15). It can be written as:

$$u_k \geq \exp(a_k^T y + b_k), \quad (\text{equiv. } (u_k, 1, a_k^T y + b_k) \in K_{\text{exp}}), \tag{6.18}$$

$$\sum_k u_k = 1.$$

This presentation requires one extra variable u_k for each monomial appearing in the original posynomial constraint. The explicit representation of affine conic constraints (ACC, see Sec. 6.2) in this case is:

$$\begin{bmatrix} 0 & 0 & 0 & 1 & 0 \\ 0 & 0 & 0 & 0 & 0 \\ 1 & 1 & 0 & 0 & 0 \\ 0 & 0 & 0 & 0 & 1 \\ 0 & 0 & 0 & 0 & 0 \\ 1 & 0 & 1 & 0 & 0 \end{bmatrix} \begin{bmatrix} x \\ y \\ z \\ u_1 \\ u_2 \end{bmatrix} + \begin{bmatrix} 0 \\ 1 \\ \log(2/A_{\text{wall}}) \\ 0 \\ 1 \\ \log(2/A_{\text{wall}}) \end{bmatrix} \in K_{\text{exp}} \times K_{\text{exp}}.$$

We can now use this representation to assemble all constraints in the model. The linear part of the problem is entered as in Sec. 6.1.

Listing 6.7: Source code solving problem (6.17).

```
# Input data
Awall <- 200.0
Afloor <- 50.0
alpha <- 2.0
beta <- 10
gamma <- 2
delta <- 10

# Objective
prob <- list(sense="max")
prob$c <- c(1, 1, 1, 0, 0)

# Linear constraints:
```

(continues on next page)

(continued from previous page)

```
# [ 0 0 0 1 1 ]      == 1
# [ 0 1 1 0 0 ]      <= log(Afloor)
# [ 1 -1 0 0 0 ]      in [log(alpha), log(beta)]
# [ 0 -1 1 0 0 ]      in [log(gamma), log(delta)]
#
prob$A <- rbind(c(0, 0, 0, 1, 1),
               c(0, 1, 1, 0, 0),
               c(1,-1, 0, 0, 0),
               c(0,-1, 1, 0, 0))

prob$bc <- rbind(c(1, -Inf,      log(alpha), log(gamma)),
                c(1, log(Afloor), log(beta),  log(delta)))

prob$bx <- rbind(c(-Inf, -Inf, -Inf, -Inf, -Inf),
                 c( Inf,  Inf,  Inf,  Inf,  Inf))

# The conic part FX+g \in Kexp x Kexp
#  x  y  z  u  v
# [ 0 0 0 1 0 ]    0
# [ 0 0 0 0 0 ]    1          in Kexp
# [ 1 1 0 0 0 ]    log(2/Awall)
#
# [ 0 0 0 0 1 ]    0
# [ 0 0 0 0 0 ]    1          in Kexp
# [ 1 0 1 0 0 ] + log(2/Awall)
#
# NOTE: The F matrix is internally stored in the sparse
#        triplet form. Use 'giveCsparse' or 'repr' option
#        in the sparseMatrix() call to construct the F
#        matrix directly in the sparse triplet form.
prob$F <- sparseMatrix(i = c(1, 3, 3, 4, 6, 6),
                      j = c(4, 1, 2, 5, 1, 3),
                      x = c(1, 1, 1, 1, 1, 1),
                      dims = c(6,5))

prob$g <- c(0, 1, log(2/Awall), 0, 1, log(2/Awall))

prob$cones <- matrix(rep(list("PEXP", 3, NULL), 2), ncol=2)
rownames(prob$cones) <- c("type", "dim", "conepar")

# Optimize and print results
r <- mosek(prob, list(soldetail=1))
print(exp(r$sol$itr$xx[1:3]))
```


6.7 Semidefinite Optimization

Semidefinite optimization is a generalization of conic optimization, allowing the use of matrix variables belonging to the convex cone of positive semidefinite matrices

$$\mathcal{S}_+^r = \{X \in \mathcal{S}^r : z^T X z \geq 0, \quad \forall z \in \mathbb{R}^r\},$$

where \mathcal{S}^r is the set of $r \times r$ real-valued symmetric matrices.

MOSEK can solve semidefinite optimization problems stated in the **primal** form,

$$\begin{aligned} & \text{minimize} && \sum_{j=0}^{p-1} \langle \overline{C}_j, \overline{X}_j \rangle + \sum_{j=0}^{n-1} c_j x_j + c^f \\ \text{subject to} & l_i^c \leq && \sum_{j=0}^{p-1} \langle \overline{A}_{ij}, \overline{X}_j \rangle + \sum_{j=0}^{n-1} a_{ij} x_j \leq u_i^c, \quad i = 0, \dots, m-1, \\ & && \sum_{j=0}^{p-1} \langle \overline{F}_{ij}, \overline{X}_j \rangle + \sum_{j=0}^{n-1} f_{ij} x_j + g_i \in \mathcal{K}_i, \quad i = 0, \dots, q-1, \\ & l_j^x \leq && x_j \leq u_j^x, \quad j = 0, \dots, n-1, \\ & && x \in \mathcal{K}, \overline{X}_j \in \mathcal{S}_+^{r_j}, \quad j = 0, \dots, p-1 \end{aligned} \quad (6.19)$$

where the problem has p symmetric positive semidefinite variables $\overline{X}_j \in \mathcal{S}_+^{r_j}$ of dimension r_j . The symmetric coefficient matrices $\overline{C}_j \in \mathcal{S}^{r_j}$ and $\overline{A}_{i,j} \in \mathcal{S}^{r_j}$ are used to specify PSD terms in the linear objective and the linear constraints, respectively. The symmetric coefficient matrices $\overline{F}_{i,j} \in \mathcal{S}^{r_j}$ are used to specify PSD terms in the affine conic constraints. Note that q ((6.19)) is the total dimension of all the cones, i.e. $q = \dim(\mathcal{K}_1 \times \dots \times \mathcal{K}_k)$, given there are k ACCs. We use standard notation for the matrix inner product, i.e., for $A, B \in \mathbb{R}^{m \times n}$ we have

$$\langle A, B \rangle := \sum_{i=0}^{m-1} \sum_{j=0}^{n-1} A_{ij} B_{ij}.$$

In addition to the primal form presented above, semidefinite problems can be expressed in their **dual** form. Constraints in this form are usually called **linear matrix inequalities** (LMIs). LMIs can be easily specified in **MOSEK** using the vectorized positive semidefinite cone which is defined as:

- Vectorized semidefinite domain:

$$\mathcal{S}_+^{d,\text{vec}} = \{(x_1, \dots, x_{d(d+1)/2}) \in \mathbb{R}^n : \text{sMat}(x) \in \mathcal{S}_+^d\},$$

where $n = d(d+1)/2$ and,

$$\text{sMat}(x) = \begin{bmatrix} x_1 & x_2/\sqrt{2} & \cdots & x_d/\sqrt{2} \\ x_2/\sqrt{2} & x_{d+1} & \cdots & x_{2d-1}/\sqrt{2} \\ \cdots & \cdots & \cdots & \cdots \\ x_d/\sqrt{2} & x_{2d-1}/\sqrt{2} & \cdots & x_{d(d+1)/2} \end{bmatrix},$$

or equivalently

$$\mathcal{S}_+^{d,\text{vec}} = \{\text{sVec}(X) : X \in \mathcal{S}_+^d\},$$

where

$$\text{sVec}(X) = (X_{11}, \sqrt{2}X_{21}, \dots, \sqrt{2}X_{d1}, X_{22}, \sqrt{2}X_{32}, \dots, X_{dd}).$$

In other words, the domain consists of vectorizations of the lower-triangular part of a positive semidefinite matrix, with the non-diagonal elements additionally rescaled. LMIs can be expressed by restricting appropriate affine expressions to this cone type.

For other types of cones supported by **MOSEK**, see [Sec. 13.6](#) and the other tutorials in this chapter. Different cone types can appear together in one optimization problem.

We demonstrate the setup of semidefinite variables and their coefficient matrices in the following examples:

- [Sec. 6.7.1](#): A problem with one semidefinite variable and linear and conic constraints.
- [Sec. 6.7.2](#): A problem with two semidefinite variables with a linear constraint and bound.
- [Sec. 6.7.3](#): A problem with linear matrix inequalities and the vectorized semidefinite domain.

6.7.1 Example SDO1

We consider the simple optimization problem with semidefinite and conic quadratic constraints:

$$\begin{aligned}
 & \text{minimize} && \left\langle \begin{bmatrix} 2 & 1 & 0 \\ 1 & 2 & 1 \\ 0 & 1 & 2 \end{bmatrix}, \bar{X} \right\rangle + x_0 \\
 & \text{subject to} && \left\langle \begin{bmatrix} 1 & 0 & 0 \\ 0 & 1 & 0 \\ 0 & 0 & 1 \end{bmatrix}, \bar{X} \right\rangle + x_0 &= & 1, \\
 & && \left\langle \begin{bmatrix} 1 & 1 & 1 \\ 1 & 1 & 1 \\ 1 & 1 & 1 \end{bmatrix}, \bar{X} \right\rangle + x_1 + x_2 &= & 1/2, \\
 & && x_0 \geq \sqrt{x_1^2 + x_2^2}, && \bar{X} \succeq 0,
 \end{aligned} \tag{6.20}$$

The problem description contains a 3-dimensional symmetric semidefinite variable which can be written explicitly as:

$$\bar{X} = \begin{bmatrix} \bar{X}_{00} & \bar{X}_{10} & \bar{X}_{20} \\ \bar{X}_{10} & \bar{X}_{11} & \bar{X}_{21} \\ \bar{X}_{20} & \bar{X}_{21} & \bar{X}_{22} \end{bmatrix} \in \mathcal{S}_+^3,$$

and an affine conic constraint (ACC) $(x_0, x_1, x_2) \in \mathcal{Q}^3$. The objective is to minimize

$$2(\bar{X}_{00} + \bar{X}_{10} + \bar{X}_{11} + \bar{X}_{21} + \bar{X}_{22}) + x_0,$$

subject to the two linear constraints

$$\begin{aligned}
 & \bar{X}_{00} + \bar{X}_{11} + \bar{X}_{22} + x_0 &= & 1, \\
 & \bar{X}_{00} + \bar{X}_{11} + \bar{X}_{22} + 2(\bar{X}_{10} + \bar{X}_{20} + \bar{X}_{21}) + x_1 + x_2 &= & 1/2.
 \end{aligned}$$

Setting up the linear and conic part

The linear and conic parts (constraints, variables, objective, ACC) are set up using the methods described in the relevant tutorials; [Sec. 6.1](#), [Sec. 6.2](#). Here we only discuss the aspects directly involving semidefinite variables.

Appending semidefinite variables

The dimensions of semidefinite variables are passed in `prob$bardim`.

Coefficients of semidefinite terms.

Every term of the form $(\bar{A}_{i,j})_{k,l}(\bar{X}_j)_{k,l}$ is determined by four indices (i, j, k, l) and a coefficient value $v = (\bar{A}_{i,j})_{k,l}$. Here i is the number of the constraint in which the term appears, j is the index of the semidefinite variable it involves and (k, l) is the position in that variable. This data is passed in the structure `prob$barA`. Note that only the lower triangular part should be specified explicitly, that is one always has $k \geq l$.

Semidefinite terms $(\bar{C}_j)_{k,l}(\bar{X}_j)_{k,l}$ of the objective are specified in the same way in `prob$barC` but only include (j, k, l) and v .

Source code

Listing 6.8: R implementation of model (6.20).

```

library("Rmosek")

getbarvarMatrix <- function(barvar, bardim)
{

```

(continues on next page)

```

N <- as.integer(bardim)
new("dspMatrix", x=barvar, uplo="L", Dim=c(N,N))
}

sdo1 <- function()
{
  # Specify the non-matrix variable part of the problem.
  prob <- list(sense="min")
  prob$c <- c(1, 0, 0)
  prob$A <- sparseMatrix(i=c(1, 2, 2),
                        j=c(1, 2, 3),
                        x=c(1, 1, 1), dims=c(2, 3))
  prob$bc <- rbind(blc=c(1, 0.5),
                  buc=c(1, 0.5))
  prob$bx <- rbind(blx=rep(-Inf,3),
                  bux=rep( Inf,3))

  # NOTE: The F matrix is internally stored in the sparse
  # triplet form. Use 'giveCsparse' or 'repr' option
  # in the sparseMatrix() call to construct the F
  # matrix directly in the sparse triplet form.
  prob$F <- sparseMatrix(i=c(1,2,3),
                        j=c(1,2,3),
                        x=c(1,1,1),
                        dims = c(3,3))

  prob$g <- c(1:3)*0
  prob$cones <- cbind(list("QUAD", 3, NULL))

  # Specify semidefinite matrix variables (one 3x3 block)
  prob$bardim <- c(3)

  # Block triplet format specifying the lower triangular part
  # of the symmetric coefficient matrix 'barc':
  prob$barc$j <- c(1, 1, 1, 1, 1)
  prob$barc$k <- c(1, 2, 3, 2, 3)
  prob$barc$l <- c(1, 2, 3, 1, 2)
  prob$barc$v <- c(2, 2, 2, 1, 1)

  # Block triplet format specifying the lower triangular part
  # of the symmetric coefficient matrix 'barA':
  prob$barA$i <- c(1, 1, 1, 2,2, 2, 2, 2, 2)
  prob$barA$j <- c(1, 1, 1, 1, 1, 1, 1, 1, 1)
  prob$barA$k <- c(1, 2, 3, 1, 2, 3, 2, 3, 3)
  prob$barA$l <- c(1, 2, 3, 1, 2, 3, 1, 1, 2)
  prob$barA$v <- c(1, 1, 1, 1, 1, 1, 1, 1, 1)

  # Solve the problem
  r <- mosek(prob)

  # Print matrix variable and return the solution
  stopifnot(identical(r$response$code, 0))
  print( list(barx=getbarvarMatrix(r$sol$itr$barx[[1]], prob$bardim[1])) )
  r$sol
}

sdo1()

```

The numerical values of \bar{X}_j are returned in the list `rsolitr$barx`; the j -th element of the list is the lower triangular part of each \bar{X}_j stacked column-by-column into a numeric vector. Similarly, the dual semidefinite variables \bar{S}_j are recovered through `rsolitr$bars`.

6.7.2 Example SDO2

We now demonstrate how to define more than one semidefinite variable using the following problem with two matrix variables and two types of constraints:

$$\begin{aligned} & \text{minimize} && \langle C_1, \bar{X}_1 \rangle + \langle C_2, \bar{X}_2 \rangle \\ & \text{subject to} && \langle A_1, \bar{X}_1 \rangle + \langle A_2, \bar{X}_2 \rangle = b, \\ & && (\bar{X}_2)_{01} \leq k, \\ & && \bar{X}_1, \bar{X}_2 \succeq 0. \end{aligned} \tag{6.21}$$

In our example $\dim(\bar{X}_1) = 3$, $\dim(\bar{X}_2) = 4$, $b = 23$, $k = -3$ and

$$C_1 = \begin{bmatrix} 1 & 0 & 0 \\ 0 & 0 & 0 \\ 0 & 0 & 6 \end{bmatrix}, A_1 = \begin{bmatrix} 1 & 0 & 1 \\ 0 & 0 & 0 \\ 1 & 0 & 2 \end{bmatrix},$$

$$C_2 = \begin{bmatrix} 1 & -3 & 0 & 0 \\ -3 & 2 & 0 & 0 \\ 0 & 0 & 1 & 0 \\ 0 & 0 & 0 & 0 \end{bmatrix}, A_2 = \begin{bmatrix} 0 & 1 & 0 & 0 \\ 1 & -1 & 0 & 0 \\ 0 & 0 & 0 & 0 \\ 0 & 0 & 0 & -3 \end{bmatrix},$$

are constant symmetric matrices.

Note that this problem does not contain any scalar variables, but they could be added in the same fashion as in [Sec. 6.7.1](#).

For explanations of data structures used in the example see [Sec. 6.7.1](#). Note that the field `bardim` is used to specify that we have two semidefinite variables of dimensions 3 and 4.

The code representing the above problem is shown below.

Listing 6.9: Implementation of model (6.21).

```
library("Rmosek")

getbarvarMatrix <- function(barvar, bardim)
{
  N <- as.integer(bardim)
  new("dspMatrix", x=barvar, uplo="L", Dim=c(N,N))
}

sdo2 <- function()
{
  # Sample data in sparse lower-triangular triplet form
  C1_k <- c(1, 3);
  C1_l <- c(1, 3);
  C1_v <- c(1, 6);
  A1_k <- c(1, 3, 3);
  A1_l <- c(1, 1, 3);
  A1_v <- c(1, 1, 2);
  C2_k <- c(1, 2, 2, 3);
  C2_l <- c(1, 1, 2, 3);
  C2_v <- c(1, -3, 2, 1);
  A2_k <- c(2, 2, 4);
  A2_l <- c(1, 2, 4);
  A2_v <- c(1, -1, -3);
  b <- 23.0;
  k <- -3.0;
}
```

(continues on next page)

(continued from previous page)

```
# Specify the dimensions of the problem
prob <- list(sense="min");
# Two constraints
prob$A <- Matrix(nrow=2, ncol=0); # 2 constraints
prob$c <- numeric(0);
prob$bx <- rbind(blc=numeric(0),
                buc=numeric(0));

# Dimensions of semidefinite matrix variables
prob$bardim <- c(3, 4);
# Constraint bounds
prob$bc <- rbind(blc=c(b, -Inf),
                buc=c(b, k));

# Block triplet format specifying the lower triangular part
# of the symmetric coefficient matrix 'barc':
prob$barc$j <- c(rep(1, length(C1_v)),
                rep(2, length(C2_v))); # Which PSD variable (j)
prob$barc$k <- c(C1_k, C2_k); # Entries: (k,l)->v
prob$barc$l <- c(C1_l, C2_l);
prob$barc$v <- c(C1_v, C2_v);

# Block triplet format specifying the lower triangular part
# of the symmetric coefficient matrix 'barA':
prob$barA$i <- c(rep(1, length(A1_v)+length(A2_v)), 2); # Which constraint (i)
prob$barA$j <- c(rep(1, length(A1_v)),
                rep(2, length(A2_v)),
                2); # Which PSD variable
→ (j)
prob$barA$k <- c(A1_k, A2_k, 2); # Entries: (k,l)->v
prob$barA$l <- c(A1_l, A2_l, 1);
prob$barA$v <- c(A1_v, A2_v, 0.5);

# Solve the problem
r <- mosek(prob);

# Print matrix variable and return the solution
stopifnot(identical(r$response$code, 0));
print( list(X1=getbarvarMatrix(r$sol$itr$barx[[1]], prob$bardim[1])) );
print( list(X2=getbarvarMatrix(r$sol$itr$barx[[2]], prob$bardim[2])) );
}

sdo2();
```

The numerical values of \bar{X}_j are returned in the list `rsolitr$barx`; the j -th element of the list is the lower triangular part of each \bar{X}_j stacked column-by-column into a numeric vector. Similarly, the dual semidefinite variables \bar{S}_j are recovered through `rsolitr$bars`.

6.7.3 Example SDO_LMI: Linear matrix inequalities and the vectorized semidefinite domain

The standard form of a semidefinite problem is usually either based on semidefinite variables (primal form) or on linear matrix inequalities (dual form). However, **MOSEK** allows mixing of these two forms, as shown in (6.22)

$$\begin{aligned}
 & \text{minimize} && \left\langle \begin{bmatrix} 1 & 0 \\ 0 & 1 \end{bmatrix}, \bar{X} \right\rangle + x_0 + x_1 + 1 \\
 & \text{subject to} && \left\langle \begin{bmatrix} 0 & 1 \\ 1 & 0 \end{bmatrix}, \bar{X} \right\rangle - x_0 - x_1 && \in \mathbb{R}_{\geq 0}^1, \\
 & && x_0 \begin{bmatrix} 0 & 1 \\ 1 & 3 \end{bmatrix} + x_1 \begin{bmatrix} 3 & 1 \\ 1 & 0 \end{bmatrix} - \begin{bmatrix} 1 & 0 \\ 0 & 1 \end{bmatrix} && \succeq 0, \\
 & && \bar{X} \succeq 0.
 \end{aligned} \tag{6.22}$$

The first affine expression is restricted to a linear domain and could also be modelled as a linear constraint (instead of an ACC). The lower triangular part of the linear matrix inequality (second constraint) can be vectorized and restricted to the *"MSK_DOMAIN_SVEC_PSD_CONE"*. This allows us to express the constraints in (6.22) as the affine conic constraints shown in (6.23).

$$\begin{aligned}
 \left\langle \begin{bmatrix} 0 & 1 \\ 1 & 0 \end{bmatrix}, \bar{X} \right\rangle + \begin{bmatrix} -1 & -1 \end{bmatrix} x + \begin{bmatrix} 0 \end{bmatrix} && \in \mathbb{R}_{\geq 0}^1, \\
 \begin{bmatrix} 0 & 3 \\ \sqrt{2} & \sqrt{2} \\ 3 & 0 \end{bmatrix} x + \begin{bmatrix} -1 \\ 0 \\ -1 \end{bmatrix} && \in \mathcal{S}_+^{3,\text{vec}}
 \end{aligned} \tag{6.23}$$

Vectorization of the LMI is performed as explained in Sec. 13.6.

Setting up the linear part

The linear parts (objective, constraints, variables) and the semidefinite terms in the linear expressions are defined exactly as shown in the previous examples.

Setting up the affine conic constraints with semidefinite terms

To define affine conic constraints, we set `prob$F` and `prob$g` to the values that are shown in (6.23). The coefficient for the semidefinite variable is defined by setting `prob$barF` equal to the symmetric matrix shown in (6.23).

```

prob$barF$i <- c(1, 1)
prob$barF$j <- c(1, 1)
prob$barF$k <- c(1, 2)
prob$barF$l <- c(1, 1)
prob$barF$v <- c(0, 1)

```

The domains are specified as columns in `prob$cones` where the first row selects the `"type"` of cone, such as *"MSK_DOMAIN_RPLUS"* or *"MSK_DOMAIN_SVEC_PSD_CONE"* (note that *RPLUS* and *SVEC_PSD_CONE* are valid aliases for each domain, respectively). The second row specifies the dimension (`"dim"`), here set to 1 and 3, respectively. The third row sets the parameters (`"conepar"`) for parametric domains but here it is set to `NULL`.

```

prob$F <- sparseMatrix(i=c(1, 1, 2, 3, 3, 4),
                      j=c(1, 2, 2, 1, 2, 1),
                      x=c(-1, -1, 3, sqrt(2), sqrt(2), 3), dims=c(4, 2))
prob$g <- c(0, -1, 0, -1)
prob$cones <- matrix(list(), nrow=3, ncol=2)
prob$cones[,1] <- list("RPLUS", 1, NULL)
prob$cones[,2] <- list("SVEC_PSD_CONE", 3, NULL)

```

Source code

Listing 6.10: Source code solving problem (6.22).

```
library("Rmosek")

getbarvarMatrix <- function(barvar, bardim)
{
  N <- as.integer(bardim)
  new("dspMatrix", x=barvar, uplo="L", Dim=c(N,N))
}

sdo_lmi <- function()
{
  # Specify the non-matrix variable part of the problem.
  prob <- list(sense="min")
  prob$c <- c(1, 1)
  prob$c0 <- 1

  # Specify variable bounds
  prob$bx <- rbind(blx=rep(-Inf,2), bux=rep( Inf,2))
  # The following two entries must always be defined, even if set to zero.
  prob$A <- Matrix(c(0, 0), nrow=1, sparse=TRUE)
  prob$bc <- rbind(blc=rep(-Inf,1), buc=rep(Inf, 1))

  prob$F <- sparseMatrix(i=c(1, 1, 2, 3, 3, 4),
                        j=c(1, 2, 2, 1, 2, 1),
                        x=c(-1, -1, 3, sqrt(2), sqrt(2), 3), dims=c(4, 2))

  prob$g <- c(0, -1, 0, -1)
  prob$cones <- matrix(list(), nrow=3, ncol=2)
  prob$cones[,1] <- list("RPLUS", 1, NULL)
  prob$cones[,2] <- list("SVEC_PSD_CONE", 3, NULL)

  # Specify semidefinite matrix variables (one 2x2 block)
  prob$bardim <- c(2)

  # Block triplet format specifying the lower triangular part
  # of the symmetric coefficient matrix 'barc':
  prob$barc$j <- c(1, 1, 1)
  prob$barc$k <- c(1, 2, 2)
  prob$barc$l <- c(1, 1, 2)
  prob$barc$v <- c(1, 0, 1)

  # Block triplet format specifying the lower triangular part
  # of the symmetric coefficient matrix 'barF' for the ACC:
  prob$barF$i <- c(1, 1)
  prob$barF$j <- c(1, 1)
  prob$barF$k <- c(1, 2)
  prob$barF$l <- c(1, 1)
  prob$barF$v <- c(0, 1)

  # Solve the problem
  r <- mosek(prob)

  # Print matrix variable and return the solution
  stopifnot(identical(r$response$code, 0))
  print( list(barx=getbarvarMatrix(r$sol$itr$barx[[1]]), prob$bardim[1]), xx=r$sol
```

(continues on next page)

```

→$itr$xx) )
  r$sol
}

sdo_lmi()

```

6.8 Integer Optimization

An optimization problem where one or more of the variables are constrained to integer values is called a (mixed) integer optimization problem. **MOSEK** supports integer variables in combination with linear, quadratic and quadratically constrained and conic problems (except semidefinite). See the previous tutorials for an introduction to how to model these types of problems.

6.8.1 Example MILO1

We use the example

$$\begin{aligned}
 & \text{maximize} && x_0 + 0.64x_1 \\
 & \text{subject to} && 50x_0 + 31x_1 \leq 250, \\
 & && 3x_0 - 2x_1 \geq -4, \\
 & && x_0, x_1 \geq 0 \quad \text{and integer}
 \end{aligned} \tag{6.24}$$

to demonstrate how to set up and solve a problem with integer variables. It has the structure of a linear optimization problem except for integrality constraints on the variables. Therefore, only the specification of the integer constraints requires something new compared to the linear optimization problem discussed previously.

This is easily programmed in R using the piece code shown in Listing 6.11,

Listing 6.11: R implementation of problem (6.24).

```

##
# Copyright : Copyright (c) MOSEK ApS, Denmark. All rights reserved.
#
# File :      milo1.R
#
# Purpose :   To demonstrate how to solve a small mixed integer linear
#             optimization problem using the Rmosek package.
##
library("Rmosek")

milo1 <- function()
{
  # Specify the continuous part of the problem.
  prob <- list(sense="max")
  prob$c <- c(1, 0.64)
  prob$A <- Matrix(rbind(c(50, 31),
                        c( 3, -2)), sparse=TRUE)
  prob$bc <- rbind(blc=c(-Inf, -4),
                  buc=c( 250, Inf))
  prob$bx <- rbind(blx=c( 0,  0),
                  bux=c(Inf, Inf))

  # Specify the integer constraints
  prob$intsub <- c(1, 2)

  # Solve the problem

```

(continues on next page)


```

r <- mosek(prob)

# Return the solution
stopifnot(identical(r$response$code, 0))
r$sol
}

milol()

```

where x_1 and x_2 are pointed out as integer variables.

The input arguments follow those of a linear or conic program with the additional identification of the integer variables. The column vector `intsub` should simply contain indexes to the subset of variables for which integrality is required. For instance if x should be a binary $\{0, 1\}$ -variable, its index in the problem formulation should be added to `intsub`, and its bounds $0 \leq x \leq 1$ should be specified explicitly.

If executed correctly you should be able to see the log of the interface and optimization process printed to the screen. The output structure will only include an integer solution `int`, since we are no longer in the continuous domain for which the interior-point algorithm operates. The structure also contains the problem status as well as the solution status based on certificates found by the **MOSEK** optimization library.

6.8.2 Specifying an initial solution

It is a common strategy to provide a starting feasible point (if one is known in advance) to the mixed-integer solver. This can in many cases reduce solution time.

There are two modes for **MOSEK** to utilize an initial solution.

- **A complete solution.** **MOSEK** will first try to check if the current value of the primal variable solution is a feasible point. The solution can either come from a previous solver call or can be entered by the user, however the full solution with values for all variables (both integer and continuous) must be provided. This check is always performed and does not require any extra action from the user. The outcome of this process can be inspected via information items `"MSK_IINF_MIO_INITIAL_FEASIBLE_SOLUTION"` and `"MSK_DINF_MIO_INITIAL_FEASIBLE_SOLUTION_OBJ"`, and via the `Initial feasible solution objective` entry in the log.
- **A partial integer solution.** **MOSEK** can also try to construct a feasible solution by fixing integer variables to the values provided by the user (rounding if necessary) and optimizing over the remaining continuous variables. In this setup the user must provide initial values for all integer variables. This action is only performed if the parameter `MSK_IPAR_MIO_CONSTRUCT_SOL` is switched on. The outcome of this process can be inspected via information items `"MSK_IINF_MIO_CONSTRUCT_SOLUTION"` and `"MSK_DINF_MIO_CONSTRUCT_SOLUTION_OBJ"`, and via the `Construct solution objective` entry in the log.

In the following example we focus on inputting a partial integer solution.

$$\begin{aligned}
&\text{maximize} && 7x_0 + 10x_1 + x_2 + 5x_3 \\
&\text{subject to} && x_0 + x_1 + x_2 + x_3 \leq 2.5 \\
&&& x_0, x_1, x_2 \in \mathbb{Z} \\
&&& x_0, x_1, x_2, x_3 \geq 0
\end{aligned} \tag{6.25}$$

Solution values can be set using the appropriate fields in the problem structure .

Listing 6.12: Implementation of problem (6.25) specifying an initial solution.

```

# Specify start guess for the integer variables.
prob$sol$int$xx <- c(1, 1, 0, NaN)

# Request constructing the solution from integer variable values
prob$iparam <- list(MIO_CONSTRUCT_SOL=1)

```

The log output from the optimizer will in this case indicate that the inputted values were used to construct an initial feasible solution:

```
Construct solution objective      : 1.950000000000e+01
```

The same information can be obtained from the API:

Listing 6.13: Retrieving information about usage of initial solution

```
print(r$iinfo$MIO_CONSTRUCT_SOLUTION)
print(r$dinfo$MIO_CONSTRUCT_SOLUTION_OBJ)
```

6.8.3 Example MICO1

Integer variables can also be used arbitrarily in conic problems (except semidefinite). We refer to the previous tutorials for how to set up a conic optimization problem. Here we present sample code that sets up a simple optimization problem:

$$\begin{aligned} & \text{minimize} && x^2 + y^2 \\ & \text{subject to} && x \geq e^y + 3.8, \\ & && x, y \text{ integer.} \end{aligned} \tag{6.26}$$

The canonical conic formulation of (6.26) suitable for Rmosek package is

$$\begin{aligned} & \text{minimize} && t \\ & \text{subject to} && (t, x, y) \in \mathcal{Q}^3 && (t \geq \sqrt{x^2 + y^2}) \\ & && (x - 3.8, 1, y) \in K_{\text{exp}} && (x - 3.8 \geq e^y) \\ & && x, y \text{ integer,} \\ & && t \in \mathbb{R}. \end{aligned} \tag{6.27}$$

Listing 6.14: Implementation of problem (6.27).

```
library("Rmosek")

micol <- function()
{
  # Specify the continuous part of the problem.
  # Variables are [t; x; y]
  prob <- list(sense="min")
  prob$c <- c(1, 0, 0)
  prob$A <- Matrix(nrow=0, ncol=3) # 0 constraints, 3 variables
  prob$bx <- rbind(blx=rep(-Inf,3), bux=rep(Inf,3))

  # Conic part of the problem
  prob$F <- rbind(diag(3), c(0,1,0), c(0,0,0), c(0,0,1))
  prob$g <- c(0, 0, 0, -3.8, 1, 0)
  prob$cones <- cbind(matrix(list("QUAD", 3, NULL), nrow=3, ncol=1),
                      matrix(list("PEXP", 3, NULL), nrow=3, ncol=1))
  rownames(prob$cones) <- c("type", "dim", "conepar")

  # Specify the integer constraints
  prob$intsub <- c(2, 3)

  # It is as always possible (but not required) to input an initial solution
  # to start the mixed-integer solver.
  prob$sol$int$xx <- c(100, 9, -1)
  prob$iparam <- list(MIO_CONSTRUCT_SOL=1)

  # Solve the problem
```

(continues on next page)

```

r <- mosek(prob, list(getinfo=TRUE))

# Return the solution
stopifnot(identical(r$response$code, 0))
print(r$sol$int$xx[2:3])
}

```

Error and solution status handling were omitted for readability.

6.9 Quadratic Optimization

MOSEK can solve quadratic and quadratically constrained problems, as long as they are convex. This class of problems can be formulated as follows:

$$\begin{aligned}
& \text{minimize} && \frac{1}{2}x^T Q^o x + c^T x + c^f \\
& \text{subject to} && \begin{aligned} l_k^c &\leq \frac{1}{2}x^T Q^k x + \sum_{j=0}^{n-1} a_{k,j} x_j &\leq u_k^c, & k = 0, \dots, m-1, \\ l_j^x &\leq x_j &\leq u_j^x, & j = 0, \dots, n-1. \end{aligned}
\end{aligned} \tag{6.28}$$

Without loss of generality it is assumed that Q^o and Q^k are all symmetric because

$$x^T Q x = \frac{1}{2} x^T (Q + Q^T) x.$$

This implies that a non-symmetric Q can be replaced by the symmetric matrix $\frac{1}{2}(Q + Q^T)$.

The problem is required to be convex. More precisely, the matrix Q^o must be positive semi-definite and the k th constraint must be of the form

$$l_k^c \leq \frac{1}{2} x^T Q^k x + \sum_{j=0}^{n-1} a_{k,j} x_j \tag{6.29}$$

with a negative semi-definite Q^k or of the form

$$\frac{1}{2} x^T Q^k x + \sum_{j=0}^{n-1} a_{k,j} x_j \leq u_k^c.$$

with a positive semi-definite Q^k . This implies that quadratic equalities are *not* allowed. Specifying a non-convex problem will result in an error when the optimizer is called.

A matrix is positive semidefinite if all the eigenvalues of Q are nonnegative. An alternative statement of the positive semidefinite requirement is

$$x^T Q x \geq 0, \quad \forall x.$$

If the convexity (i.e. semidefiniteness) conditions are not met **MOSEK** will not produce reliable results or work at all.

6.9.1 Example: Quadratic Objective

We look at a small problem with linear constraints and quadratic objective:

$$\begin{aligned}
& \text{minimize} && x_1^2 + 0.1x_2^2 + x_3^2 - x_1x_3 - x_2 \\
& \text{subject to} && 1 \leq x_1 + x_2 + x_3 \\
& && 0 \leq x.
\end{aligned} \tag{6.30}$$

The matrix formulation of (6.30) has:

$$Q^o = \begin{bmatrix} 2 & 0 & -1 \\ 0 & 0.2 & 0 \\ -1 & 0 & 2 \end{bmatrix}, c = \begin{bmatrix} 0 \\ -1 \\ 0 \end{bmatrix}, A = [1 \quad 1 \quad 1],$$

with the bounds:

$$l^c = 1, u^c = \infty, l^x = \begin{bmatrix} 0 \\ 0 \\ 0 \end{bmatrix} \text{ and } u^x = \begin{bmatrix} \infty \\ \infty \\ \infty \end{bmatrix}$$

Please note the explicit $\frac{1}{2}$ in the objective function of (6.28) which implies that diagonal elements must be doubled in Q , i.e. $Q_{11} = 2$ even though 1 is the coefficient in front of x_1^2 in (6.30).

Setting up the linear part

The linear parts (constraints, variables, objective) are set up using exactly the same methods as for linear problems, and we refer to Sec. 6.1 for all the details. The same applies to technical aspects such as defining an optimization task, retrieving the solution and so on.

Setting up the quadratic objective

The quadratic objective is specified in a list called `qobj` containing the numerical vectors i, j and v . These vectors specify the (row,column,value)-entries for the lower triangular part of the matrix Q^o using an unordered sparse triplet format. In case of example (6.30) we get:

```
prob$qobj$i <- c(1, 3, 2, 3)
prob$qobj$j <- c(1, 1, 2, 3)
prob$qobj$v <- c(2, -1, 0.2, 2)
```

Please note that

- only non-zero elements are specified (any element not specified is 0 by definition),
- the order of the non-zero elements is insignificant, and
- *only* the lower triangular part should be specified.

Source code

Listing 6.15: Script implementing problem (6.30)

```
##
# Copyright : Copyright (c) MOSEK ApS, Denmark. All rights reserved.
#
# File :      qo1.R
#
# Purpose :   To demonstrate how to solve a small quadratic
#             optimization problem using the Rmosek package.
##
library("Rmosek")

qo1 <- function()
{
  # Specify the non-quadratic part of the problem.
  prob <- list(sense="min")
  prob$c <- c(0, -1, 0)
  prob$A <- Matrix(c(1, 1, 1), nrow=1, sparse=TRUE)
  prob$bc <- rbind(blc=1,
                  buc=Inf)
  prob$bx <- rbind(blx=rep(0,3),
                  bux=rep(Inf,3))

  # Specify the quadratic objective matrix in triplet form.
  prob$qobj$i <- c(1, 3, 2, 3)
```

(continues on next page)

```

prob$qobj$j <- c(1, 1, 2, 3)
prob$qobj$v <- c(2, -1, 0.2, 2)

# Solve the problem
r <- mosek(prob)

# Return the solution
stopifnot(identical(r$response$code, 0))
r$sol
}

qp1()

```

6.9.2 Quadratic constraints

Quadratic constraints are not currently supported in Rmosek. You have the following options:

- Use a conic reformulation of the quadratic constraints (see the [Modeling Cookbook](#)).
- Use another **MOSEK** interface.
- Edit the open-source Rmosek interface to add the features you want.

6.10 Problem Modification and Reoptimization

Often one might want to solve not just a single optimization problem, but a sequence of problems, each differing only slightly from the previous one. This section demonstrates how to modify and re-optimize an existing problem.

The example we study is a simple production planning model.

Problem modifications regarding variables, cones, objective function and constraints can be grouped in categories:

- add/remove,
- coefficient modifications,
- bounds modifications.

Especially removing variables and constraints can be costly. Special care must be taken with respect to constraints and variable indexes that may be invalidated.

Depending on the type of modification, **MOSEK** may be able to optimize the modified problem more efficiently exploiting the information and internal state from the previous execution. After optimization, the solution is always stored internally, and is available before next optimization. The former optimal solution may be still feasible, but no longer optimal; or it may remain optimal if the modification of the objective function was small.

In general, **MOSEK** exploits dual information and availability of an optimal basis from the previous execution. The simplex optimizer is well suited for exploiting an existing primal or dual feasible solution. Restarting capabilities for interior-point methods are still not as reliable and effective as those for the simplex algorithm. More information can be found in Chapter 10 of the book [Chvatal83].

6.10.1 Example: Production Planning

A company manufactures three types of products. Suppose the stages of manufacturing can be split into three parts: Assembly, Polishing and Packing. In the table below we show the time required for each stage as well as the profit associated with each product.

Product no.	Assembly (minutes)	Polishing (minutes)	Packing (minutes)	Profit (\$)
0	2	3	2	1.50
1	4	2	3	2.50
2	3	3	2	3.00

With the current resources available, the company has 100,000 minutes of assembly time, 50,000 minutes of polishing time and 60,000 minutes of packing time available per year. We want to know how many items of each product the company should produce each year in order to maximize profit?

Denoting the number of items of each type by x_0, x_1 and x_2 , this problem can be formulated as a linear optimization problem:

$$\begin{aligned} & \text{maximize} && 1.5x_0 + 2.5x_1 + 3.0x_2 \\ & \text{subject to} && 2x_0 + 4x_1 + 3x_2 \leq 100000, \\ & && 3x_0 + 2x_1 + 3x_2 \leq 50000, \\ & && 2x_0 + 3x_1 + 2x_2 \leq 60000, \end{aligned} \tag{6.31}$$

and

$$x_0, x_1, x_2 \geq 0.$$

Code in Listing 6.16 loads and solves this problem.

Listing 6.16: Setting up and solving problem (6.31)

```
# Specify the c vector.
prob <- list(sense="max")
prob$c <- c(1.5, 2.5, 3.0)

# Specify a in sparse format.
subi <- c(1, 1, 1, 2, 2, 2, 3, 3, 3)
subj <- c(1, 2, 3, 1, 2, 3, 1, 2, 3)
valij <- c(2, 4, 3, 3, 2, 3, 2, 3, 2)

prob$A <- sparseMatrix(subi,subj,x=valij);

# Specify bounds of the constraints.
prob$bc<- rbind(blc=rep(-Inf, 3),
                buc=c(100000, 50000, 60000))

# Specify bounds of the variables.
prob$bx<- rbind(blx=rep(0,3),
                bux=rep(Inf,3))

# Perform the optimization.
prob$iparam <- list(OPTIMIZER="OPTIMIZER_DUAL_SIMPLEX")
r <- mosek(prob)

# Show the optimal x solution.
print(r$sol$bas$xx)
```

6.10.2 Changing the Linear Constraint Matrix

Suppose we want to change the time required for assembly of product 0 to 3 minutes. This corresponds to setting $a_{0,0} = 3$, which is done by directly modifying the A matrix of the problem, as shown below.

```
prob$A[1,1] <- 3.0
```

The problem now has the form:

$$\begin{aligned}
 &\text{maximize} && 1.5x_0 + 2.5x_1 + 3.0x_2 \\
 &\text{subject to} && 3x_0 + 4x_1 + 3x_2 \leq 100000, \\
 & && 3x_0 + 2x_1 + 3x_2 \leq 50000, \\
 & && 2x_0 + 3x_1 + 2x_2 \leq 60000,
 \end{aligned} \tag{6.32}$$

and

$$x_0, x_1, x_2 \geq 0.$$

After this operation we can reoptimize the problem.

6.10.3 Appending Variables

We now want to add a new product with the following data:

Product no.	Assembly (minutes)	Polishing (minutes)	Packing (minutes)	Profit (\$)
3	4	0	1	1.00

This corresponds to creating a new variable x_3 , appending a new column to the A matrix and setting a new term in the objective. We do this in [Listing 6.17](#)

Listing 6.17: How to add a new variable (column)

```
prob$c <- c(prob$c, 1.0)
prob$A <- cbind(prob$A, c(4.0, 0.0, 1.0))
prob$bx <- cbind(prob$bx, c(0.0, Inf))
```

After this operation the new problem is:

$$\begin{aligned}
 &\text{maximize} && 1.5x_0 + 2.5x_1 + 3.0x_2 + 1.0x_3 \\
 &\text{subject to} && 3x_0 + 4x_1 + 3x_2 + 4x_3 \leq 100000, \\
 & && 3x_0 + 2x_1 + 3x_2 \leq 50000, \\
 & && 2x_0 + 3x_1 + 2x_2 + 1x_3 \leq 60000,
 \end{aligned} \tag{6.33}$$

and

$$x_0, x_1, x_2, x_3 \geq 0.$$

6.10.4 Appending Constraints

Now suppose we want to add a new stage to the production process called *Quality control* for which 30000 minutes are available. The time requirement for this stage is shown below:

Product no.	Quality control (minutes)
0	1
1	2
2	1
3	1

This corresponds to adding the constraint

$$x_0 + 2x_1 + x_2 + x_3 \leq 30000$$

to the problem. This is done as follows.

Listing 6.18: Adding a new constraint.

```
prob$A <- rbind(prob$A, c(1.0, 2.0, 1.0, 1.0))
prob$bc <- cbind(prob$bc, c(-Inf, 30000.0))
```

Again, we can continue with re-optimizing the modified problem.

6.10.5 Changing bounds

One typical reoptimization scenario is to change bounds. Suppose for instance that we must operate with limited time resources, and we must change the upper bounds in the problem as follows:

Operation	Time available (before)	Time available (new)
Assembly	100000	80000
Polishing	50000	40000
Packing	60000	50000
Quality control	30000	22000

That means we would like to solve the problem:

$$\begin{aligned}
 &\text{maximize} && 1.5x_0 &+& 2.5x_1 &+& 3.0x_2 &+& 1.0x_3 \\
 &\text{subject to} && 3x_0 &+& 4x_1 &+& 3x_2 &+& 4x_3 &\leq 80000, \\
 &&& 3x_0 &+& 2x_1 &+& 3x_2 &&&\leq 40000, \\
 &&& 2x_0 &+& 3x_1 &+& 2x_2 &+& 1x_3 &\leq 50000, \\
 &&& x_0 &+& 2x_1 &+& x_2 &+& x_3 &\leq 22000.
 \end{aligned} \tag{6.34}$$

In this case all we need to do is redefine the upper bound vector for the constraints, as shown in the next listing.

Listing 6.19: Change constraint bounds.

```
prob$bc<- rbind(blc=rep(-Inf, 4),
               buc=c(80000, 40000, 50000, 22000))
r <- mosek(prob)
print(r$sol$bas$xx)
```

Again, we can continue with re-optimizing the modified problem.

6.10.6 Advanced hot-start

In order to exploit the possibility of hot-starting the simplex algorithms it is necessary to pass the old basic solution when the modified problem is re-optimized. Without this operation the optimizer will simply start from scratch. Any subset of the basic solution may be provided, but to achieve the best results all fields of `res.sol.bas` should be present, that is `xx,xc,slx,sux,slc,suc,skx,skc`.

Listing 6.20: Passing the full basic solution.

```
# Reoptimize with changed coefficient
# Use previous solution to perform very simple hot-start.
# This part can be skipped, but then the optimizer will start
# from scratch on the new problem, i.e. without any hot-start.
prob$sol <- list(bas=r$sol$bas)
r <- mosek(prob)
print(r$sol$bas$xx)
```

If the dimensions of the problem (number of variables, constraints) have changed, the lengths of all fields have to be adjusted to be compatible with the reformulated problem. For example, here is an adjustment when adding a new variable:

Listing 6.21: Adjusting lengths in the solution fields related to variables.

```

# Reoptimize with a new variable and hot-start
# All parts of the solution must be extended to the new dimensions.
prob$sol <- list(bas=r$sol$bas)
prob$sol$bas$xx <- c(prob$sol$bas$xx, 0.0)
prob$sol$bas$slx <- c(prob$sol$bas$slx, 0.0)
prob$sol$bas$sux <- c(prob$sol$bas$sux, 0.0)
prob$sol$bas$skx <- c(prob$sol$bas$skx, "UN")
r <- mosek(prob)
print(r$sol$bas$xx)

```

If the optimizer used the data from the previous run to hot-start the optimizer for reoptimization, this will be indicated in the log:

```
Optimizer - hotstart          : yes
```

When performing re-optimizations, instead of removing a basic variable it may be more efficient to fix the variable at zero and then remove it when the problem is re-optimized and it has left the basis. This makes it easier for **MOSEK** to restart the simplex optimizer.

6.11 Retrieving infeasibility certificates

When a continuous problem is declared as primal or dual infeasible, **MOSEK** provides a Farkas-type infeasibility certificate. If, as it happens in many cases, the problem is infeasible due to an unintended mistake in the formulation or because some individual constraint is too tight, then it is likely that infeasibility can be isolated to a few linear constraints/bounds that mutually contradict each other. In this case it is easy to identify the source of infeasibility. The tutorial in [Sec. 8.3](#) has instructions on how to deal with this situation and debug it **by hand**. We recommend [Sec. 8.3](#) as an introduction to infeasibility certificates and how to deal with infeasibilities in general.

Some users, however, would prefer to obtain the infeasibility certificate using Rmosek package, for example in order to repair the issue automatically, display the information to the user, or perhaps simply because the infeasibility was one of the intended outcomes that should be analyzed in the code.

In this tutorial we show how to obtain such an infeasibility certificate with Rmosek package in the most typical case, that is when the linear part of a problem is primal infeasible. A Farkas-type primal infeasibility certificate consists of the dual values of linear constraints and bounds. The names of duals corresponding to various parts of the problem are defined in [Sec. 11.1.2](#). Each of the dual values (multipliers) indicates that a certain multiple of the corresponding constraint should be taken into account when forming the collection of mutually contradictory equalities/inequalities.

6.11.1 Example PINFEAS

For the purpose of this tutorial we use the same example as in [Sec. 8.3](#), that is the primal infeasible problem

$$\begin{array}{rll}
 \text{minimize} & x_0 + 2x_1 + 5x_2 + 2x_3 + x_4 + 2x_5 + x_6 & \\
 \text{subject to} & s_0 : x_0 + x_1 & \leq 200, \\
 & s_1 : x_2 + x_3 & \leq 1000, \\
 & s_2 : x_4 + x_5 + x_6 & \leq 1000, \\
 & d_0 : x_0 + x_4 & = 1100, \\
 & d_1 : x_1 & = 200, \\
 & d_2 : x_2 + x_5 & = 500, \\
 & d_3 : x_3 + x_6 & = 500, \\
 & & x_i \geq 0.
 \end{array} \tag{6.35}$$

Checking infeasible status and adjusting settings

After the model has been solved we check that it is indeed infeasible. If yes, then we choose a threshold for when a certificate value is considered as an important contributor to infeasibility (ideally we would like to list all nonzero duals, but just like an optimal solution, an infeasibility certificate is also subject to floating-point rounding errors). All these steps are demonstrated in the snippet below:

```
# Check problem status
if (r$sol$itr$prosta == 'PRIMAL_INFEASIBLE') {
  # Set the tolerance at which we consider a dual value as essential
  eps <- 1e-7
```

Going through the certificate for a single item

We can define a fairly generic function which takes an array of lower and upper dual values and all other required data and prints out the positions of those entries whose dual values exceed the given threshold. These are precisely the values we are interested in:

```
# Analyzes and prints infeasibility contributing elements
analyzeCertificate <- function(s1,      # dual values for lower bounds
                             su,      # dual values for upper bounds
                             eps)     # tolerance determining when a dual value is
→ considered important
{
  n <- length(s1)
  for(i in 1:n) {
    if (abs(s1[i]) > eps) print(sprintf("#%d: lower, dual = %e", i, s1[i]))
    if (abs(su[i]) > eps) print(sprintf("#%d: upper, dual = %e", i, su[i]))
  }
}
```

Full source code

All that remains is to call this function for all variable and constraint bounds for which we want to know their contribution to infeasibility. Putting all these pieces together we obtain the following full code:

Listing 6.22: Demonstrates how to retrieve a primal infeasibility certificate.

```
pinfeas <- function()
{
  # In this example we set up a simple problem
  prob <- testProblem()

  # Perform the optimization.
  r <- mosek(prob)
  # Use the line below instead to disable log output
  #r <- mosek(prob, list(verbose=0))

  # Check problem status
  if (r$sol$itr$prosta == 'PRIMAL_INFEASIBLE') {
    # Set the tolerance at which we consider a dual value as essential
    eps <- 1e-7

    print("Variable bounds important for infeasibility: ")
    analyzeCertificate(r$sol$itr$slx, r$sol$itr$sux, eps)

    print("Constraint bounds important for infeasibility: ")
```

(continues on next page)

(continued from previous page)

```
analyzeCertificate(r$sol$itr$slc, r$sol$itr$suc, eps)
}
else {
  print("The problem is not primal infeasible, no certificate to show")
}
}
```

Running this code will produce the following output:

```
Variable bounds important for infeasibility:
#6: lower, dual = 1.000000e+00
#7: lower, dual = 1.000000e+00
Constraint bounds important for infeasibility:
#1: upper, dual = 1.000000e+00
#3: upper, dual = 1.000000e+00
#4: lower, dual = 1.000000e+00
#5: lower, dual = 1.000000e+00
```

indicating the positions of bounds which appear in the infeasibility certificate with nonzero values. For a more in-depth treatment see the following sections:

- [Sec. 10](#) for more advanced and complicated optimization examples.
- [Sec. 10.1](#) for examples related to portfolio optimization.
- [Sec. 11](#) for formal mathematical formulations of problems **MOSEK** can solve, dual problems and infeasibility certificates.

Chapter 7

Solver Interaction Tutorials

In this section we cover the interaction with the solver.

7.1 Accessing the solution

This section contains important information about the status of the solver and the status of the solution, which must be checked in order to properly interpret the results of the optimization.

7.1.1 Solver termination

The optimizer provides a **response code** of type *rescode*, relevant for error handling. It indicates if any errors occurred in any phase of optimization (including processing input data). It will also indicate system-related errors (such as an out of memory error, licensing error etc.). Finally, it will also indicate if the optimizer terminated correctly, but for a non-standard reason, for example because it reached a time limit or met another criterion set by the user. Such termination codes are not errors. The expected value for a typical successful optimization without any special settings is *"MSK_RES_OK"*.

If a runtime error causes the program to crash during optimization, the first debugging step is to enable logging and check the log output. See [Sec. 7.3](#).

If the optimization completes successfully, the next step is to check the solution status, as explained below.

7.1.2 Available solutions

MOSEK uses three kinds of optimizers and provides three types of solutions:

- **basic solution** from the simplex optimizer,
- **interior-point solution** from the interior-point optimizer,
- **integer solution** from the mixed-integer optimizer.

Under standard parameters settings the following solutions will be available for various problem types:

Table 7.1: Types of solutions available from **MOSEK**

	Simplex optimizer	opti-mizer	Interior-point optimizer	opti-mizer	Mixed-integer optimizer	opti-mizer
Linear problem	<code>r\$sol\$bas</code>		<code>r\$sol\$itr</code>			
Nonlinear continuous problem			<code>r\$sol\$itr</code>			
Problem with integer variables					<code>r\$sol\$int</code>	

For linear problems the user can force a specific optimizer choice making only one of the two solutions available. For example, if the user disables basis identification, then only the interior point solution will be available for a linear problem. Numerical issues may cause one of the solutions to be unknown even if another one is feasible.

Not all components of a solution are always available. For example, there is no dual solution for integer problems and no dual conic variables from the simplex optimizer.

The user will always need to specify which solution should be accessed.

7.1.3 Problem and solution status

Assuming that the optimization terminated without errors, the next important step is to check the problem and solution status and availability of solutions. There is one for every type of solution, as explained above.

Problem status

Problem status (*prosta*) determines whether the problem is certified as feasible. Its values can roughly be divided into the following broad categories:

- **feasible** — the problem is feasible. For continuous problems and when the solver is run with default parameters, the feasibility status should ideally be `"MSK_PRO_STA_PRIM_AND_DUAL_FEAS"`.
- **primal/dual infeasible** — the problem is infeasible or unbounded or a combination of those. The exact problem status will indicate the type of infeasibility.
- **unknown** — the solver was unable to reach a conclusion, most likely due to numerical issues.

Solution status

Solution status (*solsta*) provides the information about what the solution values actually contain. The most important broad categories of values are:

- **optimal** (`"MSK_SOL_STA_OPTIMAL"`) — the solution values are feasible and optimal.
- **certificate** — the solution is in fact a certificate of infeasibility (primal or dual, depending on the solution).
- **unknown/undefined** — the solver could not solve the problem or this type of solution is not available for a given problem.

Problem and solution status can be found in the fields `prosta` and `solsta` of a solution structure `solution_info`, for instance `rsolitr$prosta`, `r$solitrsolsta` for the interior-point solution.

The solution status determines the action to be taken. For example, in some cases a suboptimal solution may still be valuable and deserve attention. It is the user's responsibility to check the status and quality of the solution.

Typical status reports

Here are the most typical optimization outcomes described in terms of the problem and solution statuses. Note that these do not cover all possible situations that can occur.

Table 7.2: Continuous problems (solution status for interior-point and basic solution)

Outcome	Problem status	Solution status
Optimal	<code>"MSK_PRO_STA_PRIM_AND_DUAL_FEAS"</code> "	<code>"MSK_SOL_STA_OPTIMAL"</code>
Primal infeasible	<code>"MSK_PRO_STA_PRIM_INFEAS"</code>	<code>"MSK_SOL_STA_PRIM_INFEAS_CER"</code> "
Dual infeasible (unbounded)	<code>"MSK_PRO_STA_DUAL_INFEAS"</code>	<code>"MSK_SOL_STA_DUAL_INFEAS_CER"</code> "
Uncertain (stall, numerical issues, etc.)	<code>"MSK_PRO_STA_UNKNOWN"</code>	<code>"MSK_SOL_STA_UNKNOWN"</code>

Table 7.3: Integer problems (solution status for integer solution, others undefined)

Outcome	Problem status	Solution status
Integer optimal	"MSK_PRO_STA_PRIM_FEAS"	"MSK_SOL_STA_INTEGER_OPTIMAL"
Infeasible	"MSK_PRO_STA_PRIM_INFEAS"	"MSK_SOL_STA_UNKNOWN"
Integer feasible point	"MSK_PRO_STA_PRIM_FEAS"	"MSK_SOL_STA_PRIM_FEAS"
No conclusion	"MSK_PRO_STA_UNKNOWN"	"MSK_SOL_STA_UNKNOWN"

7.1.4 Retrieving solution values

After the meaning and quality of the solution (or certificate) have been established, we can query for the actual numerical values. They can be accessed using:

- `rsolitr$pobjval`, `r$solitrdobjval` — the primal and dual objective value.
- `rsolitr$xx` — solution values for the variables.
- `rsolitr$y`, `r$solitrslx` and so on — dual values for the linear constraints

and many other fields of the `solution_info` structure (replace `itr` with `bas` or `int` for other solution types). Note that if the optimization failed then the `r$sol` field may not exist and attempting to access it will cause an error.

7.1.5 Source code example

Below is a source code example with a simple framework for assessing and retrieving the solution to a conic optimization problem.

Listing 7.1: Sample framework for checking optimization result.

```
response <- function()
{
  # In this example we set up a simple problem
  prob <- setupProblem()

  # (Optionally) Uncomment the next line to get solution status Unknown
  # prob$iparam <- list(INTPNT_MAX_ITERATIONS=1)

  # Perform the optimization.
  r <- mosek(prob, list(verbose=0))
  # Use the line below instead to get more log output
  #r <- mosek(prob, list(verbose=10))

  # Expected result: The solution status of the interior-point solution is optimal.

  # Check if there was a fatal error
  if (r$response$code != 0 && startsWith(r$response$msg, "MSK_RES_ERR"))
  {
    print(sprintf("Optimization error: %s (%d)", r$response$msg, r$response
→$code))
  }
  else
  {
    if (r$sol$itr$solsta == 'OPTIMAL')
    {
      print('An optimal interior-point solution is located:')
      print(r$sol$itr$xx)
    }
  }
}
```

(continues on next page)

```

    }
    else if (r$sol$itr$solsta == 'DUAL_INFEASIBLE_CER')
    {
        print('Dual infeasibility certificate found.')
    }
    else if (r$sol$itr$solsta == 'PRIMAL_INFEASIBLE_CER')
    {
        print('Primal infeasibility certificate found.')
    }
    else if (r$sol$itr$solsta == 'UNKNOWN')
    {
        # The solutions status is unknown. The termination code
        # indicates why the optimizer terminated prematurely.
        print('The solution status is unknown.')
        print(sprintf('Termination code: %s (%d).', r$response$msg, r$response
→$code))
    }
    else
    {
        printf('An unexpected solution status is obtained.')
    }
}
}

```

7.2 Errors and exceptions

Response codes

The function `mosek` returns a **response code** (and its human-readable description), informing if optimization was performed correctly, and if not, what error occurred. The expected response, indicating successful execution, is always `"MSK_RES_OK"`. Typical errors include:

- referencing a nonexisting variable (for example with too large index),
- incompatible dimensions of input data matrices,
- NaN in the input data,
- duplicate conic variable,
- error in the optimizer.

A full list of response codes, error, warning and termination codes can be found in the [API reference](#). For example, if the objective vector contains a NaN then

```
r <- mosek(prob)
r$response
```

will produce as output:

```
$code
[1] 1470

$msg
[1] "MSK_RES_ERR_NAN_IN_C: c contains an invalid floating point value, i.e. a NaN."
```

Optimizer errors and warnings

The optimizer may also produce warning messages. They indicate non-critical but important events, that will not prevent solver execution, but may be an indication that something in the optimization problem might be improved. Warning messages are normally printed to a log stream (see Sec. 7.3). A typical warning is, for example:

```
MOSEK warning 53: A numerically large upper bound value 6.6e+09 is specified for_
↳constraint 'C69200' (46020).
```

Warnings can also be suppressed by setting the `MSK_IPAR_MAX_NUM_WARNINGS` parameter to zero, if they are well-understood.

Error and solution status handling example

Below is a source code example with a simple framework for handling major errors when assessing and retrieving the solution to a conic optimization problem.

Listing 7.2: Sample framework for checking optimization result.

```
response <- function()
{
  # In this example we set up a simple problem
  prob <- setupProblem()

  # (Optionally) Uncomment the next line to get solution status Unknown
  # prob$iparam <- list(INTPNT_MAX_ITERATIONS=1)

  # Perform the optimization.
  r <- mosek(prob, list(verbose=0))
  # Use the line below instead to get more log output
  #r <- mosek(prob, list(verbose=10))

  # Expected result: The solution status of the interior-point solution is optimal.

  # Check if there was a fatal error
  if (r$response$code != 0 && startsWith(r$response$msg, "MSK_RES_ERR"))
  {
    print(sprintf("Optimization error: %s (%d)", r$response$msg, r$response
↳$code))
  }
  else
  {
    if (r$sol$itr$solsta == 'OPTIMAL')
    {
      print('An optimal interior-point solution is located:')
      print(r$sol$itr$xx)
    }
    else if (r$sol$itr$solsta == 'DUAL_INFEASIBLE_CER')
    {
      print('Dual infeasibility certificate found.')
    }
    else if (r$sol$itr$solsta == 'PRIMAL_INFEASIBLE_CER')
    {
      print('Primal infeasibility certificate found.')
    }
    else if (r$sol$itr$solsta == 'UNKNOWN')
    {
      # The solutions status is unknown. The termination code
```

(continues on next page)

(continued from previous page)

```
    # indicates why the optimizer terminated prematurely.
    print('The solution status is unknown.')
    print(sprintf('Termination code: %s (%d).', r$response$msg, r$response
→$code))
  }
  else
  {
    printf('An unexpected solution status is obtained.')
  }
}
}
```

7.3 Input/Output

7.3.1 Stream logging

By default the solver prints a log output analogous to the one produced by the command-line version of **MOSEK**. Logging may be turned off using the option `verbose`, for example:

```
r <- mosek(prob, list(verbose=0))
```

7.3.2 Log verbosity

The logging verbosity can be controlled by setting the relevant parameters, as for instance

- `MSK_IPAR_LOG`,
- `MSK_IPAR_LOG_INTPNT`,
- `MSK_IPAR_LOG_MIO`,
- `MSK_IPAR_LOG_CUT_SECOND_OPT`,
- `MSK_IPAR_LOG_SIM`.

Each parameter controls the output level of a specific functionality or algorithm. The main switch is `MSK_IPAR_LOG` which affect the whole output. The actual log level for a specific functionality is determined as the minimum between `MSK_IPAR_LOG` and the relevant parameter. For instance, the log level for the output produce by the interior-point algorithm is tuned by the `MSK_IPAR_LOG_INTPNT`; the actual log level is defined by the minimum between `MSK_IPAR_LOG` and `MSK_IPAR_LOG_INTPNT`.

Tuning the solver verbosity may require adjusting several parameters. It must be noticed that verbose logging is supposed to be of interest during debugging and tuning. When output is no more of interest, the user can easily disable it globally with `MSK_IPAR_LOG`. Larger values of `MSK_IPAR_LOG` do not necessarily result in increased output.

By default **MOSEK** will reduce the amount of log information after the first optimization on a given problem. To get full log output on subsequent re-optimizations set `MSK_IPAR_LOG_CUT_SECOND_OPT` to zero.

7.3.3 Saving a problem to a file

An optimization problem can be dumped to a file using the function `mosek_write`. The file format will be determined from the filename's extension. Supported formats are listed in Sec. 14 together with a table of problem types supported by each.

For instance the problem can be written to a human-readable PTF file (see Sec. 14.5) with

```
r <- mosek_write(prob, "dump.ptf");
```

All formats can be compressed with `gzip` by appending the `.gz` extension, and with `ZStandard` by appending the `.zst` extension, for example

```
r <- mosek_write(prob, "dump.task.gz");
```

Some remarks:

- The problem is written to the file as it is represented in the underlying *optimizer task*.
- Unnamed variables are given generic names. It is therefore recommended to use meaningful variable names if the problem file is meant to be human-readable.
- The `task` format is **MOSEK**'s native file format which contains all the problem data as well as solver settings.

7.3.4 Reading a problem from a file

A problem saved in any of the supported file formats can be read directly into a *problem* structure using the function `mosek_read`. Afterwards the problem can be optimized, modified, etc.

```
r <- mosek_read("dump.ptf");  
r$prob
```

7.4 Setting solver parameters

MOSEK comes with a large number of parameters that allows the user to tune the behavior of the optimizer. The typical settings which can be changed with solver parameters include:

- choice of the optimizer for linear problems,
- choice of primal/dual solver,
- turning presolve on/off,
- turning heuristics in the mixed-integer optimizer on/off,
- level of multi-threading,
- feasibility tolerances,
- solver termination criteria,
- behaviour of the license manager,

and more. All parameters have default settings which will be suitable for most typical users. The API reference contains:

- *Full list of parameters*
- *List of parameters grouped by topic*

Setting parameters

Each parameter is identified by a unique name and it can accept either integers, floating point values, symbolic strings or symbolic values. Parameters are set in the lists `iparam`, `dparam` and `sparam` of the structure `problem` and passed with the problem to `mosek`.

Some parameters can accept symbolic strings from a fixed set. The set of accepted values for every parameter is provided in the API reference.

For example, the following piece of code sets up some parameters before solving a problem.

Listing 7.3: Parameter setting example.

```
# Set log level (integer parameter)
# and select interior-point optimizer... (integer parameter)
# ... without basis identification (integer parameter)
prob$iparam <- list(LOG=0, OPTIMIZER="OPTIMIZER_INTPNT", INTPNT_BASIS="BI_NEVER")

# Set relative gap tolerance (double parameter)
prob$dparam <- list(INTPNT_CO_TOL_REL_GAP=1.0e-7)

# Solve the problem
r <- mosek(prob)
```

7.5 Retrieving information items

After the optimization the user has access to the solution as well as to a report containing a large amount of additional *information items*. For example, one can obtain information about:

- **timing**: total optimization time, time spent in various optimizer subroutines, number of iterations, etc.
- **solution quality**: feasibility measures, solution norms, constraint and bound violations, etc.
- **problem structure**: counts of variables of different types, constraints, nonzeros, etc.
- **integer optimizer**: integrality gap, objective bound, number of cuts, etc.

and more. Information items are numerical values of integer, long integer or double type. The full list can be found in the API reference:

- *Double*
- *Integer*
- *Long*

Remark

For efficiency reasons, not all information items are automatically computed after optimization. To force all information items to be updated use the parameter `MSK_IPAR_AUTO_UPDATE_SOL_INFO`.

Retrieving the values

Values of information items are only returned if the `getinfo` option is set to `TRUE`. They are available in the fields:

- `r$dinfo` for a double information item,
- `r$iinfo` for an integer or long integer information item.

Each information item is identified by a unique name. The example below reads two pieces of data from the solver: total optimization time and the number of interior-point iterations.

Listing 7.4: Information items example.

```
opts <- list(getinfo=TRUE)
r <- mosek(prob, opts)

print(r$dinfo$OPTIMIZER_TIME)
print(r$iinfo$INTPNT_ITER)
```

Chapter 8

Debugging Tutorials

This collection of tutorials contains basic techniques for debugging optimization problems using tools available in **MOSEK**: optimizer log, solution summary, infeasibility report, command-line tools. It is intended as a first line of technical help for issues such as: Why do I get solution status *unknown* and how can I fix it? Why is my model infeasible while it shouldn't be? Should I change some parameters? Can the model solve faster? etc.

The major steps when debugging a model are always:

- Consult the log output. It is enabled by default, but if necessary switch it on explicitly with:

```
r <- mosek(prob, list(verbose=10))
```

- Run the optimization and analyze the log output, see [Sec. 8.1](#). In particular:
 - check if the problem setup (number of constraints/variables etc.) matches your expectation.
 - check solution summary and solution status.
- Dump the problem to disk if necessary to continue analysis. See [Sec. 7.3.3](#).
 - use a human-readable text format, preferably `*.ptf` if you want to check the problem structure by hand. Assign names to variables and constraints to make them easier to identify.

```
r <- mosek_write(prob, "dump.ptf");
```

- use the **MOSEK** native format `*.task.gz` when submitting a bug report or support question.

```
r <- mosek_write(prob, "dump.task.gz");
```

- Fix problem setup, improve the model, locate infeasibility or adjust parameters, depending on the diagnosis.

See the following sections for details.

8.1 Understanding optimizer log

The optimizer produces a log which splits roughly into four sections:

1. summary of the input data,
2. presolve and other pre-optimize problem setup stages,
3. actual optimizer iterations,
4. solution summary.

In this tutorial we show how to analyze the most important parts of the log when initially debugging a model: input data (1) and solution summary (4). For the iterations log (3) see [Sec. 12.3.4](#) or [Sec. 12.4.3](#).

8.1.1 Input data

If **MOSEK** behaves very far from expectations it may be due to errors in problem setup. The log file will begin with a summary of the structure of the problem, which looks for instance like:

```
Problem
  Name           :
  Objective sense : minimize
  Type           : CONIC (conic optimization problem)
  Constraints     : 234
  Affine conic cons. : 5348 (6444 rows)
  Disjunctive cons. : 0
  Cones          : 0
  Scalar variables : 20693
  Matrix variables : 1 (scalarized: 45)
  Integer variables : 0
```

This can be consulted to eliminate simple errors: wrong objective sense, wrong number of variables etc. Note that some modeling tools can introduce additional variables and constraints to the model and perturb the model even further (such as by dualizing). In most **MOSEK** APIs the problem dimensions should match exactly what the user specified.

If this is not sufficient a bit more information can be obtained by dumping the problem to a file (see [Sec. 8](#)) and using the `anapro` option of any of the command line tools. This will produce a longer summary similar to:

```
** Variables
scalar: 20414      integer: 0          matrix: 0
low: 2082         up: 5014           ranged: 0          free: 12892       fixed: 426

** Constraints
all: 20413
low: 10028       up: 0                ranged: 0          free: 0           fixed: 10385

** Affine conic constraints (ACC)
QUAD: 1          dims: 2865: 1
RQUAD: 2507     dims: 3: 2507

** Problem data (numerics)
|c|              nnz: 10028          min=2.09e-05      max=1.00e+00
|A|              nnz: 597023          min=1.17e-10     max=1.00e+00
blx              fin: 2508             min=-3.60e+09    max=2.75e+05
bux              fin: 5440             min=0.00e+00    max=2.94e+08
blc              fin: 20413           min=-7.61e+05    max=7.61e+05
buc              fin: 10385           min=-5.00e-01    max=0.00e+00
|F|              nnz: 612301          min=8.29e-06     max=9.31e+01
|g|              nnz: 1203            min=5.00e-03     max=1.00e+00
```

Again, this can be used to detect simple errors, such as:

- Wrong type of conic constraint was used or it has wrong dimension.
- The bounds for variables or constraints are incorrect or incomplete.
- The model is otherwise incomplete.
- Suspicious values of coefficients.
- For various data sizes the model does not scale as expected.

Finally saving the problem in a human-friendly text format such as LP or PTF (see [Sec. 8](#)) and analyzing it by hand can reveal if the model is correct.

Warnings and errors

At this stage the user can encounter warnings which should not be ignored, unless they are well-understood. They can also serve as hints as to numerical issues with the problem data. A typical warning of this kind is

```
MOSEK warning 53: A numerically large upper bound value 2.9e+08 is specified for ↵  
↵variable 'absh[107]' (2613).
```

Warnings do not stop the problem setup. If, on the other hand, an error occurs then the model will become invalid. The user should make sure to test for errors/exceptions from all API calls that set up the problem and validate the data. See [Sec. 7.2](#) for more details.

8.1.2 Solution summary

The last item in the log is the solution summary.

Continuous problem

Optimal solution

A typical solution summary for a continuous (linear, conic, quadratic) problem looks like:

```
Problem status : PRIMAL_AND_DUAL_FEASIBLE  
Solution status : OPTIMAL  
Primal.  obj: 8.7560516107e+01   nrm: 1e+02   Viol.  con: 3e-12   var: 0e+00   ↵  
↵acc: 3e-11  
Dual.    obj: 8.7560521345e+01   nrm: 1e+00   Viol.  con: 5e-09   var: 9e-11   ↵  
↵acc: 0e+00
```

It contains the following elements:

- Problem and solution status. For details see [Sec. 7.1.3](#).
- A summary of the primal solution: objective value, infinity norm of the solution vector and maximal violations of variables and constraints of different types. The violation of a linear constraint such as $a^T x \leq b$ is $\max(a^T x - b, 0)$. The violation of a conic constraint is the distance to the cone.
- The same for the dual solution.

The features of the solution summary which characterize a very good and accurate solution and a well-posed model are:

- **Status:** The solution status is `OPTIMAL`.
- **Duality gap:** The primal and dual objective values are (almost) identical, which proves the solution is (almost) optimal.
- **Norms:** Ideally the norms of the solution and the objective values should not be too large. This of course depends on the input data, but a huge solution norm can be an indicator of issues with the scaling, conditioning and/or well-posedness of the model. It may also indicate that the problem is borderline between feasibility and infeasibility and sensitive to small perturbations in this respect.
- **Violations:** The violations are close to zero, which proves the solution is (almost) feasible. Observe that due to rounding errors it can be expected that the violations are proportional to the norm (`nrm:`) of the solution. It is rarely the case that violations are exactly zero.

Solution status UNKNOWN

A typical example with solution status UNKNOWN due to numerical problems will look like:

```
Problem status : UNKNOWN
Solution status : UNKNOWN
Primal.  obj: 1.3821656824e+01   nrm: 1e+01   Viol.  con: 2e-03   var: 0e+00   ⏏
↪acc: 0e+00
Dual.    obj: 3.0119004098e-01   nrm: 5e+07   Viol.  con: 4e-16   var: 1e-01   ⏏
↪acc: 0e+00
```

Note that:

- The primal and dual objective are very different.
- The dual solution has very large norm.
- There are considerable violations so the solution is likely far from feasible.

Follow the hints in [Sec. 8.2](#) to resolve the issue.

Solution status UNKNOWN with a potentially useful solution

Solution status UNKNOWN does not necessarily mean that the solution is completely useless. It only means that the solver was unable to make any more progress due to numerical difficulties, and it was not able to reach the accuracy required by the termination criteria (see [Sec. 12.3.2](#)). Consider for instance:

```
Problem status : UNKNOWN
Solution status : UNKNOWN
Primal.  obj: 3.4531019648e+04   nrm: 1e+05   Viol.  con: 7e-02   var: 0e+00   ⏏
↪acc: 0e+00
Dual.    obj: 3.4529720645e+04   nrm: 8e+03   Viol.  con: 1e-04   var: 2e-04   ⏏
↪acc: 0e+00
```

Such a solution may still be useful, and it is always up to the user to decide. It may be a good enough approximation of the optimal point. For example, the large constraint violation may be due to the fact that one constraint contained a huge coefficient.

Infeasibility certificate

A primal infeasibility certificate is stored in the dual variables:

```
Problem status : PRIMAL_INFEASIBLE
Solution status : PRIMAL_INFEASIBLE_CER
Dual.    obj: 2.9238975853e+02   nrm: 6e+02   Viol.  con: 0e+00   var: 1e-11   ⏏
↪acc: 0e+00
```

It is a Farkas-type certificate as described in [Sec. 11.2.2](#). In particular, for a good certificate:

- The dual objective is positive for a minimization problem, negative for a maximization problem. Ideally it is well bounded away from zero.
- The norm is not too big and the violations are small (as for a solution).

If the model was not expected to be infeasible, the likely cause is an error in the problem formulation. Use the hints in [Sec. 8.1.1](#) and [Sec. 8.3](#) to locate the issue.

Just like a solution, the infeasibility certificate can be of better or worse quality. The infeasibility certificate above is very solid. However, there can be less clear-cut cases, such as for example:

```
Problem status : PRIMAL_INFEASIBLE
Solution status : PRIMAL_INFEASIBLE_CER
Dual.    obj: 1.6378689238e-06   nrm: 6e+05   Viol.  con: 7e-03   var: 2e-04   ⏏
↪acc: 0e+00
```


This infeasibility certificate is more dubious because the dual objective is positive, but barely so in comparison with the large violations. It also has rather large norm. This is more likely an indication that the problem is borderline between feasibility and infeasibility or simply ill-posed and sensitive to tiny variations in input data. See [Sec. 8.3](#) and [Sec. 8.2](#).

The same remarks apply to dual infeasibility (i.e. unboundedness) certificates. Here the primal objective should be negative a minimization problem and positive for a maximization problem.

8.1.3 Mixed-integer problem

Optimal integer solution

For a mixed-integer problem there is no dual solution and a typical optimal solution report will look as follows:

```
Problem status : PRIMAL_FEASIBLE
Solution status : INTEGER_OPTIMAL
Primal. obj: 6.0111122960e+06   nrm: 1e+03   Viol.   con: 2e-13   var: 2e-14   ┐
↔itg: 5e-15
```

The interpretation of all elements is as for a continuous problem. The additional field `itg` denotes the maximum violation of an integer variable from being an exact integer.

Feasible integer solution

If the solver found an integer solution but did not prove optimality, for instance because of a time limit, the solution status will be `PRIMAL_FEASIBLE`:

```
Problem status : PRIMAL_FEASIBLE
Solution status : PRIMAL_FEASIBLE
Primal. obj: 6.0114607792e+06   nrm: 1e+03   Viol.   con: 2e-13   var: 2e-13   ┐
↔itg: 4e-15
```

In this case it is valuable to go back to the optimizer summary to see how good the best solution is:

```
31      35      1      0      6.0114607792e+06      6.0078960892e+06      0.06   ┐
↔      4.1

Objective of best integer solution : 6.011460779193e+06
Best objective bound                : 6.007896089225e+06
```

In this case the best integer solution found has objective value `6.011460779193e+06`, the best proved lower bound is `6.007896089225e+06` and so the solution is guaranteed to be within 0.06% from optimum. The same data can be obtained as information items through an API. See also [Sec. 12.4](#) for more details.

Infeasible problem

If the problem is declared infeasible the summary is simply

```
Problem status : PRIMAL_INFEASIBLE
Solution status : UNKNOWN
Primal. obj: 0.0000000000e+00   nrm: 0e+00   Viol.   con: 0e+00   var: 0e+00   ┐
↔itg: 0e+00
```

If infeasibility was not expected, consult [Sec. 8.3](#).

8.2 Addressing numerical issues

The suggestions in this section should help diagnose and solve issues with numerical instability, in particular UNKNOWN solution status or solutions with large violations. Since numerically stable models tend to solve faster, following these hints can also dramatically shorten solution times.

We always recommend that issues of this kind are addressed by reformulating or rescaling the model, since it is the modeler who has the best insight into the structure of the problem and can fix the cause of the issue.

Some information about the numerical properties of the data can be obtained by dumping the problem to a file (see Sec. 8) and using the `anapro` option of any of the command line tools.

8.2.1 Formulating problems

Scaling

Make sure that all the data in the problem are of comparable orders of magnitude. This applies especially to the linear constraint matrix. Use Sec. 8.1.1 if necessary. For example a report such as

A	nnz: 597023	min=1.17e-6	max=2.21e+5
---	-------------	-------------	-------------

means that the ratio of largest to smallest elements in A is 10^{11} . In this case the user should rescale or reformulate the model to avoid such spread which makes it difficult for **MOSEK** to scale the problem internally. In many cases it may be possible to change the units, i.e. express the model in terms of rescaled variables (for instance work with millions of dollars instead of dollars, etc.).

Similarly, if the objective contains very different coefficients, say

$$\text{maximize } 10^{10}x + y$$

then it is likely to lead to inaccuracies. The objective will be dominated by the contribution from x and y will become insignificant.

Removing huge bounds

Never use a very large number as replacement for ∞ . Instead define the variable or constraint as unbounded from below/above. Similarly, avoid artificial huge bounds if you expect they will not become tight in the optimal solution.

Avoiding linear dependencies

As much as possible try to avoid linear dependencies and near-linear dependencies in the model. See Example 8.3.

Avoiding ill-posedness

Avoid continuous models which are ill-posed: the solution space is degenerate, for example consists of a single point (technically, the Slater condition is not satisfied). In general, this refers to problems which are borderline between feasible and infeasible. See Example 8.1.

Scaling the expected solution

Try to formulate the problem in such a way that the expected solution (both primal and dual) is not very large. Consult the solution summary Sec. 8.1.2 to check the objective values or solution norms.

8.2.2 Further suggestions

Here are other simple suggestions that can help locate the cause of the issues. They can also be used as hints for how to tune the optimizer if fixing the root causes of the issue is not possible.

- Remove the objective and solve the feasibility problem. This can reveal issues with the objective.
- Change the objective or change the objective sense from minimization to maximization (if applicable). If the two objective values are almost identical, this may indicate that the feasible set is very small, possibly degenerate.
- Perturb the data, for instance bounds, very slightly, and compare the results.
- For linear problems: solve the problem using a different optimizer by setting the parameter `MSK_IPAR_OPTIMIZER` and compare the results.
- Force the optimizer to solve the primal/dual versions of the problem by setting the parameter `MSK_IPAR_INTPNT_SOLVE_FORM` or `MSK_IPAR_SIM_SOLVE_FORM`. **MOSEK** has a heuristic to decide whether to dualize, but for some problems the guess is wrong an explicit choice may give better results.
- Solve the problem without presolve or some of its parts by setting the parameter `MSK_IPAR_PRESOLVE_USE`, see Sec. 12.1.
- Use different numbers of threads (`MSK_IPAR_NUM_THREADS`) and compare the results. Very different results indicate numerical issues resulting from round-off errors.

If the problem was dumped to a file, experimenting with various parameters is facilitated with the **MOSEK** Command Line Tool or **MOSEK** Python Console Sec. 8.4.

8.2.3 Typical pitfalls

Example 8.1 (Ill-posedness). A toy example of this situation is the feasibility problem

$$(x - 1)^2 \leq 1, (x + 1)^2 \leq 1$$

whose only solution is $x = 0$ and moreover replacing any 1 on the right hand side by $1 - \varepsilon$ makes the problem infeasible and replacing it by $1 + \varepsilon$ yields a problem whose solution set is an interval (fully-dimensional). This is an example of ill-posedness.

Example 8.2 (Huge solution). If the norm of the expected solution is very large it may lead to numerical issues or infeasibility. For example the problem

$$(10^{-4}, x, 10^3) \in \mathcal{Q}_r^3$$

may be declared infeasible because the expected solution must satisfy $x \geq 5 \cdot 10^9$.

Example 8.3 (Near linear dependency). Consider the following problem:

$$\begin{array}{llllll} \text{minimize} & & & & & \\ \text{subject to} & x_1 & + & x_2 & & = & 1, \\ & & & & x_3 & + & x_4 & = & 1, \\ & - & x_1 & & - & x_3 & & = & -1 + \varepsilon, \\ & & - & x_2 & & - & x_4 & = & -1, \\ & x_1, & & x_2, & & x_3, & & x_4 & \geq & 0. \end{array}$$

If we add the equalities together we obtain:

$$0 = \varepsilon$$

which is infeasible for any $\varepsilon \neq 0$. Here infeasibility is caused by a linear dependency in the constraint matrix coupled with a precision error represented by the ε . Indeed if a problem contains linear dependencies then the problem is either infeasible or contains redundant constraints. In the above case any of the equality constraints can be removed while not changing the set of feasible solutions. To summarize linear dependencies in the constraints can give rise to infeasible problems and therefore it is better to avoid them.

Example 8.4 (Presolving very tight bounds). Next consider the problem

$$\begin{array}{ll} \text{minimize} & \\ \text{subject to} & x_1 - 0.01x_2 = 0, \\ & x_2 - 0.01x_3 = 0, \\ & x_3 - 0.01x_4 = 0, \\ & x_1 \geq -10^{-9}, \\ & x_1 \leq 10^{-9}, \\ & x_4 \geq 10^{-4}. \end{array}$$

Now the **MOSEK** presolve will, for the sake of efficiency, fix variables (and constraints) that have tight bounds where tightness is controlled by the parameter `MSK_DPAR_PRESOLVE_TOL_X`. Since the bounds

$$-10^{-9} \leq x_1 \leq 10^{-9}$$

are tight, presolve will set $x_1 = 0$. It is easy to see that this implies $x_4 = 0$, which leads to the incorrect conclusion that the problem is infeasible. However a tiny change of the value 10^{-9} makes the problem feasible. In general it is recommended to avoid ill-posed problems, but if that is not possible then one solution is to reduce parameters such as `MSK_DPAR_PRESOLVE_TOL_X` to say 10^{-10} . This will at least make sure that presolve does not make the undesired reduction.

8.3 Debugging infeasibility

When solving an optimization problem one typically expects to get an optimal solution, but in some cases, either by design, or (most frequently) due to an error in the formulation, the problem may become infeasible (have no solution at all).

This section

- describes the intuitions behind infeasibility,
- helps to debug (unexpectedly) infeasible problems using the command line tool and by inspecting infeasibility reports and problem data by hand,
- gives some hints for how to modify the formulation to identify the reasons for infeasibility.

If, instead, you want to fetch an infeasibility certificate directly using Rmosek package, see the tutorial in [Sec. 6.11](#).

An infeasibility certificate is only available for continuous problems, however the hints in [Sec. 8.3.4](#) apply to a large extent also to mixed-integer problems.

8.3.1 Numerical issues

Infeasible problem status may be just an artifact of numerical issues appearing when the problem is badly-scaled, barely feasible or otherwise ill-conditioned so that it is unstable under small perturbations of the data or round-off errors. This may be visible in the solution summary if the infeasibility certificate has poor quality. See Sec. 8.1.2 for how to diagnose that and Sec. 8.2 for possible hints. Sec. 8.2.3 contains examples of situations which may lead to infeasibility for numerical reasons.

We refer to Sec. 8.2 for further information on dealing with those sort of issues. For the rest of this section we concentrate on the case when the solution summary leaves little doubt that the problem solved by the optimizer actually is infeasible.

8.3.2 Locating primal infeasibility

As an example of a primal infeasible problem consider minimizing the cost of transportation between a number of production plants and stores: Each plant produces a fixed number of goods, and each store has a fixed demand that must be met. Supply, demand and cost of transportation per unit are given in Fig. 8.1.

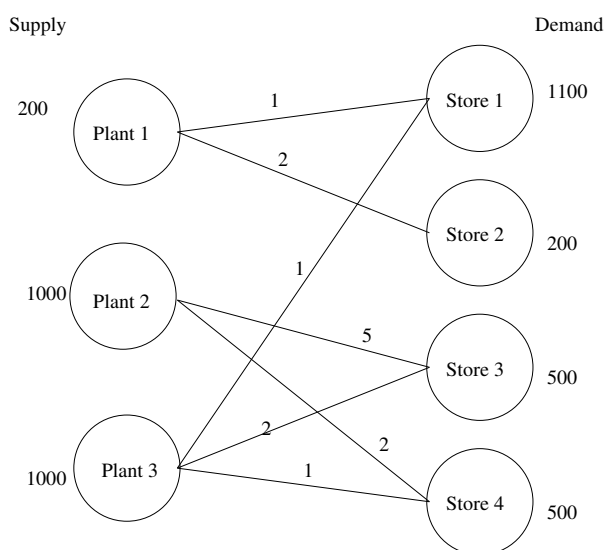


Fig. 8.1: Supply, demand and cost of transportation.

The problem represented in Fig. 8.1 is infeasible, since the total demand

$$2300 = 1100 + 200 + 500 + 500$$

exceeds the total supply

$$2200 = 200 + 1000 + 1000$$

If we denote the number of transported goods from plant i to store j by x_{ij} , the problem can be formulated as the LP:

$$\begin{aligned}
 & \text{minimize} && x_{11} + 2x_{12} + 5x_{23} + 2x_{24} + x_{31} + 2x_{33} + x_{34} \\
 & \text{subject to} && s_0 : x_{11} + x_{12} &&&&&&&& \leq 200, \\
 & && s_1 : && x_{23} + x_{24} &&&&&& \leq 1000, \\
 & && s_2 : &&&& x_{31} + x_{33} + x_{34} &&& \leq 1000, \\
 & && d_0 : x_{11} &&&& + x_{31} &&& = 1100, \\
 & && d_1 : & x_{12} &&&&&& = 200, \\
 & && d_2 : && x_{23} + && x_{33} &&& = 500, \\
 & && d_3 : &&& x_{24} + && x_{34} && = 500, \\
 & && &&&&&&& x_{ij} \geq 0.
 \end{aligned} \tag{8.1}$$

Solving problem (8.1) using **MOSEK** will result in an infeasibility status. The infeasibility certificate is contained in the dual variables and can be accessed from an API. The variables and constraints with nonzero solution values form an infeasible subproblem, which frequently is very small. See [Sec. 11.1.2](#) or [Sec. 11.2.2](#) for detailed specifications of infeasibility certificates.

A short infeasibility report can also be printed to the log stream. It can be turned on by setting the parameter `MSK_IPAR_INFEAS_REPORT_AUTO` to `"MSK_ON"`. This causes **MOSEK** to print a report on variables and constraints which are involved in infeasibility in the above sense, i.e. have nonzero values in the certificate. The parameter `MSK_IPAR_INFEAS_REPORT_LEVEL` controls the amount of information presented in the infeasibility report. The default value is 1. For the above example the report is

```

Primal infeasibility report

Problem status: The problem is primal infeasible

The following constraints are involved in the primal infeasibility.

Index      Name      Lower bound      Upper bound      Dual lower      Dual upper
0          s0        none             200              0               1
2          s2        none             1000             0               1
3          d0        1100             1100             1               0
4          d1        200              200              1               0

The following bound constraints are involved in the primal infeasibility.

Index      Name      Lower bound      Upper bound      Dual lower      Dual upper
5          x33      0                none             1               0
6          x34      0                none             1               0

```

The infeasibility report is divided into two sections corresponding to constraints and variables. It is a selection of those lines from the problem solution which are important in understanding primal infeasibility. In this case the constraints `s0`, `s2`, `d0`, `d1` and variables `x33`, `x34` are of importance because of nonzero dual values. The columns `Dual lower` and `Dual upper` contain the values of dual variables s_l^c , s_u^c , s_l^x and s_u^x in the primal infeasibility certificate (see [Sec. 11.1.2](#)).

In our example the certificate means that an appropriate linear combination of constraints `s0`, `s1` with coefficient $s_u^c = 1$, constraints `d0` and `d1` with coefficient $s_u^c - s_l^c = 0 - 1 = -1$ and lower bounds on `x33` and `x34` with coefficient $-s_l^x = -1$ gives a contradiction. Indeed, the combination of the four involved constraints is $x_{33} + x_{34} \leq -100$ (as indicated in the introduction, the difference between supply and demand).

It is also possible to extract the infeasible subproblem with the command-line tool. For an infeasible problem called `infeas.lp` the command:

```
mosek -d MSK_IPAR_INFEAS_REPORT_AUTO MSK_ON infeas.lp -info rinfeas.lp
```

will produce the file `rinfeas.bas.inf.lp` which contains the infeasible subproblem. Because of its size it may be easier to work with than the original problem file.

Returning to the transportation example, we discover that removing the fifth constraint $x_{12} = 200$ makes the problem feasible. Almost all undesired infeasibilities should be fixable at the modeling stage.

8.3.3 Locating dual infeasibility

A problem may also be *dual infeasible*. In this case the primal problem is usually unbounded, meaning that feasible solutions exist such that the objective tends towards infinity. For example, consider the problem

$$\begin{aligned} &\text{maximize} && 200y_1 + 1000y_2 + 1000y_3 + 1100y_4 + 200y_5 + 500y_6 + 500y_7 \\ &\text{subject to} && y_1 + y_4 \leq 1, \quad y_1 + y_5 \leq 2, \quad y_2 + y_6 \leq 5, \quad y_2 + y_7 \leq 2, \\ &&& y_3 + y_4 \leq 1, \quad y_3 + y_6 \leq 2, \quad y_3 + y_7 \leq 1 \\ &&& y_1, y_2, y_3 \leq 0 \end{aligned}$$

which is dual to (8.1) (and therefore is dual infeasible). The dual infeasibility report may look as follows:

```
Dual infeasibility report

Problem status: The problem is dual infeasible

The following constraints are involved in the dual infeasibility.

Index      Name      Activity      Objective      Lower bound      Upper bound
5          x33      -1            200            none             2
6          x34      -1            1000           none             1

The following variables are involved in the dual infeasibility.

Index      Name      Activity      Objective      Lower bound      Upper bound
0          y1       -1            200            none             0
2          y3       -1            1000           none             0
3          y4       1             1100           none             none
4          y5       1             200            none             none
```

In the report we see that the variables y_1, y_3, y_4, y_5 and two constraints contribute to infeasibility with non-zero values in the Activity column. Therefore

$$(y_1, \dots, y_7) = (-1, 0, -1, 1, 1, 0, 0)$$

is the dual infeasibility certificate as in Sec. 11.1.2. This just means, that along the ray

$$(0, 0, 0, 0, 0, 0, 0) + t(y_1, \dots, y_7) = (-t, 0, -t, t, t, 0, 0), \quad t > 0,$$

which belongs to the feasible set, the objective value $100t$ can be arbitrarily large, i.e. the problem is unbounded.

In the example problem we could

- Add a lower bound on y_3 . This will directly invalidate the certificate of dual infeasibility.
- Increase the objective coefficient of y_3 . Changing the coefficients sufficiently will invalidate the inequality $c^T y^* > 0$ and thus the certificate.

8.3.4 Suggestions

Primal infeasibility

When trying to understand what causes the unexpected primal infeasible status use the following hints:

- Remove the objective function. This does not change the infeasibility status but simplifies the problem, eliminating any possibility of issues related to the objective function.
- Remove cones, semidefinite variables and integer constraints. Solve only the linear part of the problem. Typical simple modeling errors will lead to infeasibility already at this stage.
- Consider whether your problem has some obvious necessary conditions for feasibility and examine if these are satisfied, e.g. total supply should be greater than or equal to total demand.
- Verify that coefficients and bounds are reasonably sized in your problem.
- See if there are any obvious contradictions, for instance a variable is bounded both in the variables and constraints section, and the bounds are contradictory.
- Consider replacing suspicious equality constraints by inequalities. For instance, instead of $x_{12} = 200$ see what happens for $x_{12} \geq 200$ or $x_{12} \leq 200$.
- Relax bounds of the suspicious constraints or variables.
- For integer problems, remove integrality constraints on some/all variables and see if the problem solves.
- Form an **elastic model**: allow to violate constraints at a cost. Introduce slack variables and add them to the objective as penalty. For instance, suppose we have a constraint

$$\begin{array}{ll} \text{minimize} & c^T x, \\ \text{subject to} & a^T x \leq b. \end{array}$$

which might be causing infeasibility. Then create a new variable y and form the problem which contains:

$$\begin{array}{ll} \text{minimize} & c^T x + y, \\ \text{subject to} & a^T x \leq b + y. \end{array}$$

Solving this problem will reveal by how much the constraint needs to be relaxed in order to become feasible. This is equivalent to inspecting the infeasibility certificate but may be more intuitive.

- If you think you have a feasible solution or its part, fix all or some of the variables to those values. Presolve will propagate them through the model and potentially reveal more localized sources of infeasibility.
- Dump the problem in PTF or LP format and verify that the problem that was passed to the optimizer corresponds to the problem expressed in the high-level modeling language, if any such was used.

Dual infeasibility

When trying to understand what causes the unexpected dual infeasible status use the following hints:

- Verify that the objective coefficients are reasonably sized.
- Check if no bounds and constraints are missing, for example if all variables that should be nonnegative have been declared as such etc.
- Strengthen bounds of the suspicious constraints or variables.

- Form an series of models with decreasing bounds on the objective, that is, instead of objective

$$\text{minimize } c^T x$$

solve the problem with an additional constraint such as

$$c^T x = -10^5$$

and inspect the solution to figure out the mechanism behind arbitrarily decreasing objective values. This is equivalent to inspecting the infeasibility certificate but may be more intuitive.

- Dump the problem in PTF or LP format and verify that the problem that was passed to the optimizer corresponds to the problem expressed in the high-level modeling language, if any such was used.

Please note that modifying the problem to invalidate the reported certificate does *not* imply that the problem becomes feasible — the reason for infeasibility may simply *move*, resulting a problem that is still infeasible, but for a different reason. More often, the reported certificate can be used to give a hint about errors or inconsistencies in the model that produced the problem.

8.4 Python Console

The **MOSEK** Python Console is an alternative to the **MOSEK** Command Line Tool. It can be used for interactive loading, solving and debugging optimization problems stored in files, for example **MOSEK** task files. It facilitates debugging techniques described in [Sec. 8](#).

8.4.1 Usage

The tool requires Python 3. The **MOSEK** interface for Python must be installed following the installation instructions for Python API or Python Fusion API. The easiest option is

```
pip install Mosek
```

The Python Console is contained in the file `mosekconsole.py` in the folder with **MOSEK** binaries. It can be copied to an arbitrary location. The file is also available for [download here](#) (`mosekconsole.py`). To run the console in interactive mode use

```
python mosekconsole.py
```

To run the console in batch mode provide a semicolon-separated list of commands as the second argument of the script, for example:

```
python mosekconsole.py "read data.task.gz; solve form=dual; writesol data"
```

The script is written using the **MOSEK** Python API and can be extended by the user if more specific functionality is required. We refer to the documentation of the Python API.

8.4.2 Examples

To read a problem from `data.task.gz`, solve it, and write solutions to `data.sol`, `data.bas` or `data.itg`:

```
read data.task.gz; solve; writesol data
```

To convert between file formats:

```
read data.task.gz; write data.mps
```

To set a parameter before solving:

```
read data.task.gz; param INTPNT_CO_TOL_DFEAS 1e-9; solve"
```

To list parameter values related to the mixed-integer optimizer in the task file:

```
read data.task.gz; param MIO
```

To print a summary of problem structure:

```
read data.task.gz; anapro
```

To solve a problem forcing the dual and switching off presolve:

```
read data.task.gz; solve form=dual presolve=no
```

To write an infeasible subproblem to a file for debugging purposes:

```
read data.task.gz; solve; infsub; write inf.opf
```

8.4.3 Full list of commands

Below is a brief description of all the available commands. Detailed information about a specific command `cmd` and its options can be obtained with

```
help cmd
```

Table 8.1: List of commands of the MOSEK Python Console.

Command	Description
<code>help [command]</code>	Print list of commands or info about a specific command
<code>log filename</code>	Save the session to a file
<code>intro</code>	Print MOSEK splashscreen
<code>testlic</code>	Test the license system
<code>read filename</code>	Load problem from file
<code>reread</code>	Reload last problem file
<code>solve</code>	Solve current problem
<code>[options]</code>	
<code>write filename</code>	Write current problem to file
<code>param [name [value]]</code>	Set a parameter or get parameter values
<code>paramdef</code>	Set all parameters to default values
<code>paramdiff</code>	Show parameters with non-default values
<code>paramval name</code>	Show available values for a parameter
<code>info [name]</code>	Get an information item
<code>anapro</code>	Analyze problem data
<code>anapro+</code>	Analyze problem data with the internal analyzer
<code>hist</code>	Plot a histogram of problem data
<code>histsol</code>	Plot a histogram of the solutions
<code>spy</code>	Plot the sparsity pattern of the data matrices
<code>truncate epsilon</code>	Truncate small coefficients down to 0
<code>resobj [fac]</code>	Rescale objective by a factor
<code>anasol</code>	Analyze solutions
<code>removeitg</code>	Remove integrality constraints
<code>removecones</code>	Remove all cones and leave just the linear part
<code>del_sol</code>	Remove solutions
<code>infsub</code>	Replace current problem with its infeasible subproblem
<code>dualize</code>	Replace current problem with its dual
<code>writesol [basename]</code>	Write solution(s) to file(s) with given basename
<code>writejsonsol [name]</code>	Write solutions to JSON file with given name
<code>ptf</code>	Print the PTF representation of the problem

continues on next page

Table 8.1 – continued from previous page

Command	Description
<code>optserver</code> <code>[url]</code>	Use an OptServer to optimize
<code>exit</code>	Leave

Chapter 9

Technical guidelines

This section contains some more in-depth technical guidelines for Rmosek package, not strictly necessary for basic use of **MOSEK**.

9.1 Timing

Unless otherwise mentioned all parameters, information items and log output entries in **MOSEK** which refer to time measurement are expressed in seconds of wall-clock time.

9.2 Multithreading

Parallelization

The interior-point and mixed-integer optimizers in **MOSEK** are parallelized. By default **MOSEK** will automatically select the number of threads. However, the maximum number of threads allowed can be changed by setting the parameter *MSK_IPAR_NUM_THREADS* and related parameters. This should never exceed the number of cores.

The speed-up obtained when using multiple threads is highly problem and hardware dependent. We recommend experimenting with various thread numbers to determine the optimal settings. For small problems using multiple threads may be counter-productive because of the associated overhead. Note also that not all parts of the algorithm can be parallelized, so there are times when CPU utilization is only 1 even if more cores are available.

Determinism

By default the optimizer is run-to-run deterministic, which means that it will return the same answer each time it is run on the same machine with the same input, the same parameter settings (including number of threads) and no time limits.

Setting the number of threads

The number of threads the optimizer uses can be changed with the parameter *MSK_IPAR_NUM_THREADS*.

9.3 Parallel optimization using the Multicore package

The *multicore* package works by copying the full memory state of the R session to new processes. While this seems like a large overhead, in practice, the copy is delayed until modification assuring a smooth parallel execution. The downside is that this low-level memory state copy is not safe for all types of resources. As an example, parallel interactions with the GUI or on-screen devices can cause the R session to crash. It is thus recommended only to use the *multicore* package in console R.

In the *Rmosek* package a license is an externally acquired resource, and attempts to simply copy the memory state of this resource will provoke a session crash. Thus, licenses should always be released before the time of parallelization.

Always call `mosek_clean()` before a parallelizing operator. Failure to do so is likely to provoke session crashes.

A consequence of this is that each new process will be using a separate license. That is, your license system should allow as many licenses to be checked out simultaneously, as many parallel optimizations you want to run. Please note that unlimited academic and commercial licenses are available at **MOSEK**.

9.4 The license system

MOSEK is a commercial product that **always** needs a valid license to work. **MOSEK** uses a third party license manager to implement license checking. The number of license tokens provided determines the number of optimizations that can be run simultaneously.

By default a license token remains checked out from the first optimization until the end of the **MOSEK** session, i.e.

- a license token is checked out when *mosek* is called the first time and
- it is returned when R is terminated, or *mosek_clean* is called.

Starting the optimization when no license tokens are available will result in an error.

Default behaviour of the license system can be changed in several ways:

- Setting the parameter *MSK_IPAR_CACHE_LICENSE* to "*MSK_OFF*" will force **MOSEK** to return the license token immediately after the optimization completed.
- Setting the parameter *MSK_IPAR_LICENSE_WAIT* will force **MOSEK** to wait until a license token becomes available instead of returning with an error.
- The license can be manually released by calling *mosek_clean*.

Chapter 10

Case Studies

In this section we present some case studies in which the Rmosek package is used to solve real-life applications. These examples involve some more advanced modeling skills and possibly some input data. The user is strongly recommended to first read the basic tutorials of [Sec. 6](#) before going through these advanced case studies.

- *Portfolio Optimization*
 - **Keywords:** Markowitz model, variance, risk, efficient frontier, factor model, transaction cost, market impact cost, cardinality constraints
 - **Type:** Conic Quadratic, Power Cone, Mixed-Integer
- *Least squares and other norm minimization problems*
 - **Keywords:** Least squares, regression, 2-norm, 1-norm, p-norm, ridge, lasso
 - **Type:** Conic Quadratic, Power Cone
- *Logistic regression*
 - **Keywords:** machine learning, logistic regression, classifier, log-sum-exp, softplus, regularization
 - **Type:** Exponential Cone, Quadratic Cone

10.1 Portfolio Optimization

In this section the Markowitz portfolio optimization problem and variants are implemented using Rmosek package.

Familiarity with [Sec. 6.2](#) is recommended to follow the syntax used to create affine conic constraints (ACCs) throughout all the models appearing in this case study.

- *Basic Markowitz model*
- *Efficient frontier*
- *Factor model and efficiency*
- *Market impact costs*
- *Transaction costs*
- *Cardinality constraints*

10.1.1 The Basic Model

The classical Markowitz portfolio optimization problem considers investing in n stocks or assets held over a period of time. Let x_j denote the amount invested in asset j , and assume a stochastic model where the return of the assets is a random variable r with known mean

$$\mu = \mathbf{E}r$$

and covariance

$$\Sigma = \mathbf{E}(r - \mu)(r - \mu)^T.$$

The return of the investment is also a random variable $y = r^T x$ with mean (or expected return)

$$\mathbf{E}y = \mu^T x$$

and variance

$$\mathbf{E}(y - \mathbf{E}y)^2 = x^T \Sigma x.$$

The standard deviation

$$\sqrt{x^T \Sigma x}$$

is usually associated with risk.

The problem facing the investor is to rebalance the portfolio to achieve a good compromise between risk and expected return, e.g., maximize the expected return subject to a budget constraint and an upper bound (denoted γ) on the tolerable risk. This leads to the optimization problem

$$\begin{aligned} & \text{maximize} && \mu^T x \\ & \text{subject to} && e^T x = w + e^T x^0, \\ & && x^T \Sigma x \leq \gamma^2, \\ & && x \geq 0. \end{aligned} \tag{10.1}$$

The variables x denote the investment i.e. x_j is the amount invested in asset j and x_j^0 is the initial holding of asset j . Finally, w is the initial amount of cash available.

A popular choice is $x^0 = 0$ and $w = 1$ because then x_j may be interpreted as the relative amount of the total portfolio that is invested in asset j .

Since e is the vector of all ones then

$$e^T x = \sum_{j=1}^n x_j$$

is the total investment. Clearly, the total amount invested must be equal to the initial wealth, which is

$$w + e^T x^0.$$

This leads to the first constraint

$$e^T x = w + e^T x^0.$$

The second constraint

$$x^T \Sigma x \leq \gamma^2$$

ensures that the variance, is bounded by the parameter γ^2 . Therefore, γ specifies an upper bound of the standard deviation (risk) the investor is willing to undertake. Finally, the constraint

$$x_j \geq 0$$

excludes the possibility of short-selling. This constraint can of course be excluded if short-selling is allowed.

The covariance matrix Σ is positive semidefinite by definition and therefore there exist a matrix $G \in \mathbb{R}^{n \times k}$ such that

$$\Sigma = GG^T. \quad (10.2)$$

In general the choice of G is **not** unique and one possible choice of G is the Cholesky factorization of Σ . However, in many cases another choice is better for efficiency reasons as discussed in [Sec. 10.1.3](#). For a given G we have that

$$\begin{aligned} x^T \Sigma x &= x^T G G^T x \\ &= \|G^T x\|^2. \end{aligned}$$

Hence, we may write the risk constraint as

$$\gamma \geq \|G^T x\|$$

or equivalently

$$(\gamma, G^T x) \in \mathcal{Q}^{k+1},$$

where \mathcal{Q}^{k+1} is the $(k+1)$ -dimensional quadratic cone. Note that specifically when G is derived using Cholesky factorization, $k = n$.

Therefore, problem (10.1) can be written as

$$\begin{aligned} &\text{maximize} && \mu^T x \\ &\text{subject to} && e^T x = w + e^T x^0, \\ & && (\gamma, G^T x) \in \mathcal{Q}^{k+1}, \\ & && x \geq 0, \end{aligned} \quad (10.3)$$

which is a conic quadratic optimization problem that can easily be formulated and solved with Rmosek package. Subsequently we will use the example data

$$\mu = [0.0720, 0.1552, 0.1754, 0.0898, 0.4290, 0.3929, 0.3217, 0.1838]^T$$

and

$$\Sigma = \begin{bmatrix} 0.0946 & 0.0374 & 0.0349 & 0.0348 & 0.0542 & 0.0368 & 0.0321 & 0.0327 \\ 0.0374 & 0.0775 & 0.0387 & 0.0367 & 0.0382 & 0.0363 & 0.0356 & 0.0342 \\ 0.0349 & 0.0387 & 0.0624 & 0.0336 & 0.0395 & 0.0369 & 0.0338 & 0.0243 \\ 0.0348 & 0.0367 & 0.0336 & 0.0682 & 0.0402 & 0.0335 & 0.0436 & 0.0371 \\ 0.0542 & 0.0382 & 0.0395 & 0.0402 & 0.1724 & 0.0789 & 0.0700 & 0.0501 \\ 0.0368 & 0.0363 & 0.0369 & 0.0335 & 0.0789 & 0.0909 & 0.0536 & 0.0449 \\ 0.0321 & 0.0356 & 0.0338 & 0.0436 & 0.0700 & 0.0536 & 0.0965 & 0.0442 \\ 0.0327 & 0.0342 & 0.0243 & 0.0371 & 0.0501 & 0.0449 & 0.0442 & 0.0816 \end{bmatrix}.$$

Using Cholesky factorization, this implies

$$G^T = \begin{bmatrix} 0.3076 & 0.1215 & 0.1134 & 0.1133 & 0.1763 & 0.1197 & 0.1044 & 0.1064 \\ 0. & 0.2504 & 0.0995 & 0.0916 & 0.0669 & 0.0871 & 0.0917 & 0.0851 \\ 0. & 0. & 0.1991 & 0.0587 & 0.0645 & 0.0737 & 0.0647 & 0.0191 \\ 0. & 0. & 0. & 0.2088 & 0.0493 & 0.0365 & 0.0938 & 0.0774 \\ 0. & 0. & 0. & 0. & 0.3609 & 0.1257 & 0.1016 & 0.0571 \\ 0. & 0. & 0. & 0. & 0. & 0.2155 & 0.0566 & 0.0619 \\ 0. & 0. & 0. & 0. & 0. & 0. & 0.2251 & 0.0333 \\ 0. & 0. & 0. & 0. & 0. & 0. & 0. & 0.2202 \end{bmatrix}$$

In [Sec. 10.1.3](#), we present a different way of obtaining G based on a factor model, that leads to more efficient computation.

Why a Conic Formulation?

Problem (10.1) is a convex quadratically constrained optimization problem that can be solved directly using **MOSEK**. Why then reformulate it as a conic quadratic optimization problem (10.3)? The main reason for choosing a conic model is that it is more robust and usually solves faster and more reliably. For instance it is not always easy to numerically validate that the matrix Σ in (10.1) is positive semidefinite due to the presence of rounding errors. It is also very easy to make a mistake so Σ becomes indefinite. These problems are completely eliminated in the conic formulation.

Moreover, observe the constraint

$$\|G^T x\| \leq \gamma$$

more numerically robust than

$$x^T \Sigma x \leq \gamma^2$$

for very small and very large values of γ . Indeed, if say $\gamma \approx 10^4$ then $\gamma^2 \approx 10^8$, which introduces a scaling issue in the model. Hence, using conic formulation we work with the standard deviation instead of variance, which usually gives rise to a better scaled model.

Example code

Listing 10.1 demonstrates how the basic Markowitz model (10.3) is implemented.

Listing 10.1: Code implementing problem (10.3).

```
BasicMarkowitz <- function(  
  n,          # Number of assets  
  mu,        # An n-dimensional vector of expected returns  
  GT,        # A matrix with n columns so (GT')*GT = covariance matrix  
  x0,        # Initial holdings  
  w,         # Initial cash holding  
  gamma)     # Maximum risk (=std. dev) accepted  
{  
  prob <- list(sense="max")  
  prob$c <- mu  
  prob$A <- Matrix(1.0, ncol=n)  
  prob$bc <- rbind(blc=w+sum(x0),  
                  buc=w+sum(x0))  
  prob$bx <- rbind(blx=rep(0.0,n),  
                  bux=rep(Inf,n))  
  
  # Specify the affine conic constraints.  
  NUMCONES <- 1  
  prob$F <- rbind(  
    Matrix(0.0,ncol=n),  
    GT  
  )  
  prob$g <- c(gamma,rep(0,n))  
  prob$cones <- matrix(list(), nrow=3, ncol=NUMCONES)  
  rownames(prob$cones) <- c("type", "dim", "conepar")  
  
  prob$cones[-3,1] <- list("QUAD", n+1)  
  
  # Solve the problem  
  r <- mosek(prob,list(verbose=1))  
  stopifnot(identical(r$response$code, 0))  
  
  # Check if the interior point solution is an optimal point
```

(continues on next page)

(continued from previous page)

```
# See https://docs.mosek.com/latest/rmosek/accessing-solution.html about handling
↪solution statuses.
stopifnot(identical(r$sol$itr$solsta, 'OPTIMAL'))

# Return the solution
x <- r$sol$itr$xx
list(expret=drop(mu %*% x), stddev=gamma, x=x)
}
```

The source code should be self-explanatory except perhaps for

```
NUMCONES <- 1
prob$F <- rbind(
  Matrix(0.0,ncol=n),
  GT
)
prob$g <- c(gamma,rep(0,n))
prob$cones <- matrix(list(), nrow=3, ncol=NUMCONES)
rownames(prob$cones) <- c("type", "dim", "conepar")

prob$cones[-3,1] <- list("QUAD", n+1)
```

where the constraint

$$(\gamma, G^T x) \in \mathcal{Q}^{k+1}$$

is created as an *affine conic constraint format* of the form $Fx + g \in \mathcal{K}$, in this specific case:

$$\begin{bmatrix} 0 \\ G^T \end{bmatrix} x + \begin{bmatrix} \gamma \\ 0 \end{bmatrix} \in \mathcal{Q}^{k+1}.$$

10.1.2 The Efficient Frontier

The portfolio computed by the Markowitz model is efficient in the sense that there is no other portfolio giving a strictly higher return for the same amount of risk. An efficient portfolio is also sometimes called a Pareto optimal portfolio. Clearly, an investor should only invest in efficient portfolios and therefore it may be relevant to present the investor with all efficient portfolios so the investor can choose the portfolio that has the desired tradeoff between return and risk.

Given a nonnegative α the problem

$$\begin{aligned} & \text{maximize} && \mu^T x - \alpha x^T \Sigma x \\ & \text{subject to} && e^T x = w + e^T x^0, \\ & && x \geq 0. \end{aligned} \tag{10.4}$$

is one standard way to trade the expected return against penalizing variance. Note that, in contrast to the previous example, we explicitly use the variance ($\|G^T x\|_2^2$) rather than standard deviation ($\|G^T x\|_2$), therefore the conic model includes a rotated quadratic cone:

$$\begin{aligned} & \text{maximize} && \mu^T x - \alpha s \\ & \text{subject to} && e^T x = w + e^T x^0, \\ & && (s, 0.5, G^T x) \in \mathcal{Q}_r^{k+2} \quad (\text{equiv. to } s \geq \|G^T x\|_2^2 = x^T \Sigma x), \\ & && x \geq 0. \end{aligned} \tag{10.5}$$

The parameter α specifies the tradeoff between expected return and variance. Ideally the problem (10.4) should be solved for all values $\alpha \geq 0$ but in practice it is impossible. Using the example data from Sec. 10.1.1, the optimal values of return and variance for several values of α are shown in the figure.

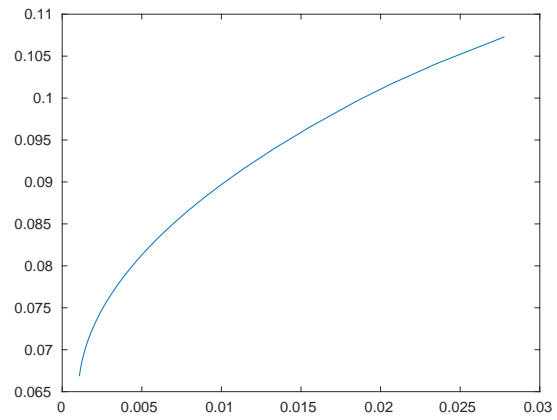


Fig. 10.1: The efficient frontier for the sample data.

Example code

Listing 10.2 demonstrates how to compute the efficient portfolios for several values of α .

Listing 10.2: Code for the computation of the efficient frontier based on problem (10.4).

```
EfficientFrontier <- function(
  n,          # Number of assets
  mu,        # An n-dimensional vector of expected returns
  GT,        # A matrix with n columns so (GT')*GT = covariance matrix
  x0,        # Initial holdings
  w,         # Initial cash holding
  alphas)    # List of risk penalties (we maximize expected return - alpha *
  ↪variance)
{
  prob <- list(sense="max")
  prob$A <- cbind(Matrix(1.0, ncol=n), 0.0)
  prob$bc <- rbind(blc=w+sum(x0),
                  buc=w+sum(x0))
  prob$bx <- rbind(blx=c(rep(0.0,n), -Inf),
                  bux=rep(Inf,n+1))

  # Specify the affine conic constraints.
  NUMCONES <- 1
  prob$F <- rbind(
    cbind(Matrix(0.0,ncol=n), 1.0),
    rep(0, n+1),
    cbind(GT           , 0.0)
  )
  prob$g <- c(0, 0.5, rep(0, n))
  prob$cones <- matrix(list(), nrow=3, ncol=NUMCONES)
  rownames(prob$cones) <- c("type", "dim", "conepar")

  prob$cones[-3,1] <- list("RQUAD", n+2)

  frontier <- matrix(NaN, ncol=3, nrow=length(alphas))
  colnames(frontier) <- c("alpha", "exp.ret.", "variance")

  for (i in seq_along(alphas))
  {
    prob$c <- c(mu, -alphas[i])

    r <- mosek(prob, list(verbose=1))
    stopifnot(identical(r$response$code, 0))

    # Check if the interior point solution is an optimal point
    # See https://docs.mosek.com/latest/rmosek/accessing-solution.html about
    ↪handling solution statuses.
    stopifnot(identical(r$sol$itr$solsta, 'OPTIMAL'))

    x <- r$sol$itr$xx[1:n]
    gamma <- r$sol$itr$xx[n+1]

    frontier[i,] <- c(alphas[i], drop(mu%*%x), gamma)
  }

  frontier
}
```

(continues on next page)

}

10.1.3 Factor model and efficiency

In practice it is often important to solve the portfolio problem very quickly. Therefore, in this section we discuss how to improve computational efficiency at the modeling stage.

The computational cost is of course to some extent dependent on the number of constraints and variables in the optimization problem. However, in practice a more important factor is the sparsity: the number of nonzeros used to represent the problem. Indeed it is often better to focus on the number of nonzeros in G see (10.2) and try to reduce that number by for instance changing the choice of G .

In other words if the computational efficiency should be improved then it is always good idea to start with focusing at the covariance matrix. As an example assume that

$$\Sigma = D + VV^T$$

where D is a positive definite diagonal matrix. Moreover, V is a matrix with n rows and k columns. Such a model for the covariance matrix is called a factor model and usually k is much smaller than n . In practice k tends to be a small number independent of n , say less than 100.

One possible choice for G is the Cholesky factorization of Σ which requires storage proportional to $n(n+1)/2$. However, another choice is

$$G = \begin{bmatrix} D^{1/2} & V \end{bmatrix}$$

because then

$$GG^T = D + VV^T.$$

This choice requires storage proportional to $n + kn$ which is much less than for the Cholesky choice of G . Indeed assuming k is a constant storage requirements are reduced by a factor of n .

The example above exploits the so-called factor structure and demonstrates that an alternative choice of G may lead to a significant reduction in the amount of storage used to represent the problem. This will in most cases also lead to a significant reduction in the solution time.

The lesson to be learned is that it is important to investigate how the covariance matrix is formed. Given this knowledge it might be possible to make a special choice for G that helps reducing the storage requirements and enhance the computational efficiency. More details about this process can be found in [And13].

Factor model in finance

Factor model structure is typical in financial context. It is common to model security returns as the sum of two components using a factor model. The first component is the linear combination of a small number of factors common among a group of securities. The second component is a residual, specific to each security. It can be written as $R = \sum_j \beta_j F_j + \theta$, where R is a random variable representing the return of a security at a particular point in time, F_j is the random variable representing the common factor j , β_j is the exposure of the return to factor j , and θ is the specific component.

Such a model will result in the covariance structure

$$\Sigma = \Sigma_\theta + \beta \Sigma_F \beta^T,$$

where Σ_F is the covariance of the factors and Σ_θ is the residual covariance. This structure is of the form discussed earlier with $D = \Sigma_\theta$ and $V = \beta P$, assuming the decomposition $\Sigma_F = PP^T$. If the number of factors k is low and Σ_θ is diagonal, we get a very sparse G that provides the storage and solution time benefits.

Example code

Here we will work with the example data of a two-factor model ($k = 2$) built using the variables

$$\beta = \begin{bmatrix} 0.4256 & 0.1869 \\ 0.2413 & 0.3877 \\ 0.2235 & 0.3697 \\ 0.1503 & 0.4612 \\ 1.5325 & -0.2633 \\ 1.2741 & -0.2613 \\ 0.6939 & 0.2372 \\ 0.5425 & 0.2116 \end{bmatrix},$$

$$\theta = [0.0720, 0.0508, 0.0377, 0.0394, 0.0663, 0.0224, 0.0417, 0.0459],$$

and the factor covariance matrix is

$$\Sigma_F = \begin{bmatrix} 0.0620 & 0.0577 \\ 0.0577 & 0.0908 \end{bmatrix},$$

giving

$$P = \begin{bmatrix} 0.2491 & 0. \\ 0.2316 & 0.1928 \end{bmatrix}.$$

Then the matrix G would look like

$$G = \begin{bmatrix} \beta P & \Sigma_\theta^{1/2} \end{bmatrix} = \begin{bmatrix} 0.1493 & 0.0360 & 0.2683 & 0. & 0. & 0. & 0. & 0. & 0. & 0. \\ 0.1499 & 0.0747 & 0. & 0.2254 & 0. & 0. & 0. & 0. & 0. & 0. \\ 0.1413 & 0.0713 & 0. & 0. & 0.1942 & 0. & 0. & 0. & 0. & 0. \\ 0.1442 & 0.0889 & 0. & 0. & 0. & 0.1985 & 0. & 0. & 0. & 0. \\ 0.3207 & -0.0508 & 0. & 0. & 0. & 0. & 0.2576 & 0. & 0. & 0. \\ 0.2568 & -0.0504 & 0. & 0. & 0. & 0. & 0. & 0.1497 & 0. & 0. \\ 0.2277 & 0.0457 & 0. & 0. & 0. & 0. & 0. & 0. & 0.2042 & 0. \\ 0.1841 & 0.0408 & 0. & 0. & 0. & 0. & 0. & 0. & 0. & 0.2142 \end{bmatrix}.$$

This matrix is indeed very sparse.

In general, we get an $n \times (n + k)$ size matrix this way with k full columns and an $n \times n$ diagonal part. In order to maintain a sparse representation we do not construct the matrix G explicitly in the code but instead work with two pieces of data: the dense matrix $G_{\text{factor}} = \beta P$ of shape $n \times k$ and the diagonal vector θ of length n .

Example code

In the following we demonstrate how to write code to compute the matrix G_{factor} of the factor model. We start with the inputs

Listing 10.3: Inputs for the computation of the matrix G_{factor} from the factor model.

```
B <- rbind(c(0.4256, 0.1869),
           c(0.2413, 0.3877),
           c(0.2235, 0.3697),
           c(0.1503, 0.4612),
           c(1.5325, -0.2633),
           c(1.2741, -0.2613),
           c(0.6939, 0.2372),
           c(0.5425, 0.2116) )

S_F <- rbind(c(0.0620, 0.0577),
            c(0.0577, 0.0908))

theta <- c(0.0720, 0.0508, 0.0377, 0.0394, 0.0663, 0.0224, 0.0417, 0.0459)
```

Then the matrix G_{factor} is obtained as:

```
P <- t(chol(S_F))
G_factor <- B %*% P
G_factor_T <- t(G_factor)
```

The code for computing an optimal portfolio in the factor model is very similar to the one from the basic model in Listing 10.1 with one notable exception: we construct the expression $G^T x$ appearing in the conic constraint by stacking together two separate vectors $G_{\text{factor}}^T x$ and $\Sigma_{\theta}^{1/2} x$:

```
NUMCONES <- 1
prob$F <- rbind(
  Matrix(0.0,ncol=n),
  G_factor_T,
  diag(sqrt(theta))
)
prob$g <- c(gamma,rep(0,k+n))
prob$cones <- matrix(list(), nrow=3, ncol=NUMCONES)
rownames(prob$cones) <- c("type","dim","conepar")

prob$cones[-3,1] <- list("QUAD", k+n+1)
```

The full code is demonstrated below:

Listing 10.4: Implementation of portfolio optimization in the factor model.

```
BasicMarkowitz <- function(
  n,          # Number of assets
  mu,        # An n-dimensional vector of expected returns
  G_factor_T, # The factor (dense) part of the factorized risk
  theta,     # specific risk vector
  x0,       # Initial holdings
  w,        # Initial cash holding
  gamma)    # Maximum risk (=std. dev) accepted
{
  k <- dim(G_factor_T)[1]
  prob <- list(sense="max")
  prob$c <- mu
  prob$A <- Matrix(1.0, ncol=n)
  prob$bc <- rbind(blc=w+sum(x0),
                  buc=w+sum(x0))
  prob$bx <- rbind(blx=rep(0.0,n),
                  bux=rep(Inf,n))

  # Specify the affine conic constraints.
  NUMCONES <- 1
  prob$F <- rbind(
    Matrix(0.0,ncol=n),
    G_factor_T,
    diag(sqrt(theta))
  )
  prob$g <- c(gamma,rep(0,k+n))
  prob$cones <- matrix(list(), nrow=3, ncol=NUMCONES)
  rownames(prob$cones) <- c("type","dim","conepar")

  prob$cones[-3,1] <- list("QUAD", k+n+1)

  # Solve the problem
```

(continues on next page)

```

r <- mosek(prob,list(verbose=1))
stopifnot(identical(r$response$code, 0))

# Check if the interior point solution is an optimal point
# See https://docs.mosek.com/latest/rmosek/accessing-solution.html about handling
↪solution statuses.
stopifnot(identical(r$sol$itr$solsta, 'OPTIMAL'))

# Return the solution
x <- r$sol$itr$xx
list(expret=drop(mu %*% x), stddev=gamma, x=x)
}

```

10.1.4 Slippage Cost

The basic Markowitz model assumes that there are no costs associated with trading the assets and that the returns of the assets are independent of the amount traded. Neither of those assumptions is usually valid in practice. Therefore, a more realistic model is

$$\begin{aligned}
& \text{maximize} && \mu^T x \\
& \text{subject to} && e^T x + \sum_{j=1}^n T_j(\Delta x_j) = w + e^T x^0, \\
& && x^T \Sigma x \leq \gamma^2, \\
& && x \geq 0.
\end{aligned} \tag{10.6}$$

Here Δx_j is the change in the holding of asset j i.e.

$$\Delta x_j = x_j - x_j^0$$

and $T_j(\Delta x_j)$ specifies the transaction costs when the holding of asset j is changed from its initial value. In the next two sections we show two different variants of this problem with two nonlinear cost functions T .

10.1.5 Market Impact Costs

If the initial wealth is fairly small and no short selling is allowed, then the holdings will be small and the traded amount of each asset must also be small. Therefore, it is reasonable to assume that the prices of the assets are independent of the amount traded. However, if a large volume of an asset is sold or purchased, the price, and hence return, can be expected to change. This effect is called market impact costs. It is common to assume that the market impact cost for asset j can be modeled by

$$T_j(\Delta x_j) = m_j |\Delta x_j|^{3/2}$$

where m_j is a constant that is estimated in some way by the trader. See [GK00] [p. 452] for details. From the [Modeling Cookbook](#) we know that $t \geq |z|^{3/2}$ can be modeled directly using the power cone $\mathcal{P}_3^{2/3,1/3}$:

$$\{(t, z) : t \geq |z|^{3/2}\} = \{(t, z) : (t, 1, z) \in \mathcal{P}_3^{2/3,1/3}\}$$

Hence, it follows that $\sum_{j=1}^n T_j(\Delta x_j) = \sum_{j=1}^n m_j |x_j - x_j^0|^{3/2}$ can be modeled by $\sum_{j=1}^n m_j t_j$ under the constraints

$$\begin{aligned}
z_j &= |x_j - x_j^0|, \\
(t_j, 1, z_j) &\in \mathcal{P}_3^{2/3,1/3}.
\end{aligned}$$

Unfortunately this set of constraints is nonconvex due to the constraint

$$z_j = |x_j - x_j^0| \tag{10.7}$$

but in many cases the constraint may be replaced by the relaxed constraint

$$z_j \geq |x_j - x_j^0|, \quad (10.8)$$

For instance if the universe of assets contains a risk free asset then

$$z_j > |x_j - x_j^0| \quad (10.9)$$

cannot hold for an optimal solution.

If the optimal solution has the property (10.9) then the market impact cost within the model is larger than the true market impact cost and hence money are essentially considered garbage and removed by generating transaction costs. This may happen if a portfolio with very small risk is requested because the only way to obtain a small risk is to get rid of some of the assets by generating transaction costs. We generally assume that this is not the case and hence the models (10.7) and (10.8) are equivalent.

The above observations lead to

$$\begin{aligned} & \text{maximize} && \mu^T x \\ & \text{subject to} && e^T x + m^T t = w + e^T x^0, \\ & && (\gamma, G^T x) \in \mathcal{Q}^{k+1}, \\ & && (t_j, 1, x_j - x_j^0) \in \mathcal{P}_3^{2/3, 1/3}, \quad j = 1, \dots, n, \\ & && x \geq 0. \end{aligned} \quad (10.10)$$

The revised budget constraint

$$e^T x + m^T t = w + e^T x^0$$

specifies that the initial wealth covers the investment and the transaction costs. It should be mentioned that transaction costs of the form

$$t_j \geq |z_j|^p$$

where $p > 1$ is a real number can be modeled with the power cone as

$$(t_j, 1, z_j) \in \mathcal{P}_3^{1/p, 1-1/p}.$$

See the [Modeling Cookbook](#) for details.

Example code

Listing 10.5 demonstrates how to compute an optimal portfolio when market impact cost are included.

Listing 10.5: Implementation of model (10.10).

```
MarkowitzWithMarketImpact <- function(
  n,          # Number of assets
  mu,        # An n-dimensional vector of expected returns
  GT,        # A matrix with n columns so (GT')*GT = covariance matrix
  x0,        # Initial holdings
  w,         # Initial cash holding
  gamma,     # Maximum risk (=std. dev) accepted
  m)         # Market impacts (we use m_j/|x_j-x0_j|~3/2 for j'th asset)
{
  prob <- list(sense="max")
  prob$c <- c(mu, rep(0,n))
  prob$A <- cbind(Matrix(1.0,ncol=n), t(m))
  prob$bc <- rbind(blc=w+sum(x0),
                  buc=w+sum(x0))
  prob$bx <- rbind(blx=rep(0.0,2*n),
                  bux=rep(Inf,2*n))
}
```

(continues on next page)

```

# Specify the affine conic constraints.
# 1) Risk
Fr <- rbind(
  Matrix(0.0,nrow=1,ncol=2*n),
  cbind(GT, Matrix(0.0,nrow=n,ncol=n))
)
gr <- c(gamma,rep(0,n))
Kr <- matrix(list("QUAD", 1+n, NULL), nrow=3, ncol=1)

# 2) Market impact (t_j >= |x_j-x0_j|^3/2)
# [ t_j ]
# [ 1 ] \in PPOW(2,1)
# [ x_j - x0_j ]
Fm <- sparseMatrix(
  i=c(seq(from=1,by=3,len=n), seq(from=3,by=3,len=n)),
  j=c(seq(from=n+1,len=n), seq(from=1,len=n)),
  x=c(rep(1.0,n), rep(1.0,n)),
  dims=c(3*n, 2*n))
gm <- rep(c(0,1,0), n)
gm[seq(from=3,by=3,len=n)] <- -x0
Km <- matrix(list("PPOW", 3, c(2,1)), nrow=3, ncol=n)

prob$F <- rbind(Fr, Fm)
prob$g <- c(gr, gm)
prob$cones <- cbind(Kr, Km)
rownames(prob$cones) <- c("type", "dim", "conepar")

# Solve the problem
r <- mosek(prob,list(verbose=1))
stopifnot(identical(r$response$code, 0))

# Check if the interior point solution is an optimal point
# See https://docs.mosek.com/latest/rmosek/accessing-solution.html about handling
↪solution statuses.
stopifnot(identical(r$sol$itr$solsta, 'OPTIMAL'))

# Return the solution
x <- r$sol$itr$xx[1:n]
tx <- r$sol$itr$xx[(n+1):(2*n)]
list(expret=drop(mu %*% x), stddev=gamma, cost=drop(m %*% tx), x=x)
}

```

In the last part of the code we extend the affine conic constraint with triples of the form $(t_k, 1, x_k - x_k^0)$. Such a triple is constructed as an affine conic constraint with:

$$\begin{bmatrix} e_{n+k}^T \\ 0 \\ e_k^T \end{bmatrix} \cdot \begin{bmatrix} x \\ t \end{bmatrix} + \begin{bmatrix} 0 \\ 1 \\ -x_k^0 \end{bmatrix}$$

where e_j denotes the vector of length $2n$ with 1 at position j and 0 otherwise. Membership of a sequence of triples in power cones $\mathcal{P}_3^{2/3,1/3}$ is specified with the syntax:

```
Km <- matrix(list("PPOW", 3, c(2,1)), nrow=3, ncol=n)
```

Note that the construction `list("PPOW", d, c(a,b))` creates a power cone of dimension d with exponents

$$\frac{a}{a+b}, \frac{b}{a+b}.$$

10.1.6 Transaction Costs

Now assume there is a cost associated with trading asset j given by

$$T_j(\Delta x_j) = \begin{cases} 0, & \Delta x_j = 0, \\ f_j + g_j |\Delta x_j|, & \text{otherwise.} \end{cases}$$

Hence, whenever asset j is traded we pay a fixed setup cost f_j and a variable cost of g_j per unit traded. Given the assumptions about transaction costs in this section problem (10.6) may be formulated as

$$\begin{aligned} & \text{maximize} && \mu^T x \\ & \text{subject to} && e^T x + f^T y + g^T z = w + e^T x^0, \\ & && (\gamma, G^T x) \in \mathcal{Q}^{k+1}, \\ & && z_j \geq x_j - x_j^0, \quad j = 1, \dots, n, \\ & && z_j \geq x_j^0 - x_j, \quad j = 1, \dots, n, \\ & && z_j \leq U_j y_j, \quad j = 1, \dots, n, \\ & && y_j \in \{0, 1\}, \quad j = 1, \dots, n, \\ & && x \geq 0. \end{aligned} \tag{10.11}$$

First observe that

$$z_j \geq |x_j - x_j^0| = |\Delta x_j|.$$

We choose U_j as some a priori upper bound on the amount of trading in asset j and therefore if $z_j > 0$ then $y_j = 1$ has to be the case. This implies that the transaction cost for asset j is given by

$$f_j y_j + g_j z_j.$$

Example code

The following example code demonstrates how to compute an optimal portfolio when transaction costs are included.

Listing 10.6: Code solving problem (10.11).

```
MarkowitzWithTransactionCosts <- function(
  n,          # Number of assets
  mu,        # An n-dimensional vector of expected returns
  GT,        # A matrix with n columns so (GT')*GT = covariance matrix
  x0,        # Initial holdings
  w,         # Initial cash holding
  gamma,     # Maximum risk (=std. dev) accepted
  f,         # Fixed transaction cost
  g)         # Linear part of transaction cost
{
  # Upper bound on the traded amount
  u <- w+sum(x0)

  prob <- list(sense="max")
  prob$c <- c(mu, rep(0,2*n))

  # Specify linear constraints
  # [ e'  g'  f' ] [ x ] = w + e'*x0
  # [ I  -I  0 ] * [ z ] <= x0
  # [ I  I  0 ] [ y ] >= x0
  # [ 0  I  -U ] <= 0
  prob$A <- rbind(cbind(Matrix(1.0,ncol=n), t(g), t(f)),
```

(continues on next page)

(continued from previous page)

```
cbind(Diagonal(n, 1.0), -Diagonal(n, 1.0), Matrix(0,n,n)),
cbind(Diagonal(n, 1.0), Diagonal(n, 1.0), Matrix(0,n,n)),
cbind(Matrix(0,n,n), Diagonal(n, 1.0), Diagonal(n, -u)))
prob$bc <- rbind(blc=c(w+sum(x0), rep(-Inf,n), x0, rep(-Inf,n)),
                buc=c(w+sum(x0), x0, rep(Inf,n), rep(0.0,n)))
# No shortselling and the linear bound 0 <= y <= 1
prob$bx <- rbind(blx=c(rep(0.0,n), rep(-Inf,n), rep(0.0,n)),
                bux=c(rep(Inf,n), rep(Inf, n), rep(1.0,n)))

# Specify the affine conic constraints for risk
prob$F <- rbind(
  Matrix(0.0,nrow=1,ncol=3*n),
  cbind(GT, Matrix(0.0,nrow=n,ncol=2*n))
)
prob$g <- c(gamma,rep(0,n))
prob$cones <- matrix(list("QUAD", 1+n, NULL), nrow=3, ncol=1)
rownames(prob$cones) <- c("type","dim","conepar")

# Demand y to be integer (hence binary)
prob$intsub <- (2*n+1):(3*n);

# Solve the problem
r <- mosek(prob,list(verbose=1))
stopifnot(identical(r$response$code, 0))

# Check if the integer solution is an optimal point
# See https://docs.mosek.com/latest/rmosek/accessing-solution.html about handling
→solution statuses.
stopifnot(identical(r$sol$int$solsta, 'INTEGER_OPTIMAL'))

# Return the solution
x <- r$sol$int$xx[1:n]
z <- r$sol$int$xx[(n+1):(2*n)]
y <- r$sol$int$xx[(2*n+1):(3*n)]
list(expret=drop(mu %*% x), stddev=gamma, cost = drop(f %*% y)+drop(g %*% z), x=x)
}
```

10.1.7 Cardinality constraints

Another method to reduce costs involved with processing transactions is to only change positions in a small number of assets. In other words, at most K of the differences $|\Delta x_j| = |x_j - x_j^0|$ are allowed to be non-zero, where K is (much) smaller than the total number of assets n .

This type of constraint can be again modeled by introducing a binary variable y_j which indicates if $\Delta x_j \neq 0$ and bounding the sum of y_j . The basic Markowitz model then gets updated as follows:

$$\begin{aligned} & \text{maximize} && \mu^T x \\ & \text{subject to} && e^T x = w + e^T x^0, \\ & && (\gamma, G^T x) \in \mathcal{Q}^{k+1}, \\ & && z_j \geq x_j - x_j^0, & j = 1, \dots, n, \\ & && z_j \geq x_j^0 - x_j, & j = 1, \dots, n, \\ & && z_j \leq U_j y_j, & j = 1, \dots, n, \\ & && y_j \in \{0, 1\}, & j = 1, \dots, n, \\ & && e^T y \leq K, \\ & && x \geq 0, \end{aligned} \tag{10.12}$$

were U_j is some a priori chosen upper bound on the amount of trading in asset j .

Example code

The following example code demonstrates how to compute an optimal portfolio with cardinality bounds.

Listing 10.7: Code solving problem (10.12).

```
MarkowitzWithCardinality <- function(
  n,          # Number of assets
  mu,        # An n-dimensional vector of expected returns
  GT,        # A matrix with n columns so (GT')*GT = covariance matrix
  x0,        # Initial holdings
  w,         # Initial cash holding
  gamma,     # Maximum risk (=std. dev) accepted
  k)         # Cardinality bound
{
  # Upper bound on the traded amount
  u <- w+sum(x0)

  prob <- list(sense="max")
  prob$c <- c(mu, rep(0,2*n))

  # Specify linear constraints
  # [ e'  0  0 ]      = w + e'*x0
  # [ I  -I  0 ]    [ x ] <= x0
  # [ I  I  0 ] * [ z ] >= x0
  # [ 0  I  -U ]    [ y ] <= 0
  # [ 0  0  e' ]      <= k
  prob$A <- rbind(cbind(Matrix(1.0,ncol=n), Matrix(0.0,ncol=2*n)),
                 cbind(Diagonal(n, 1.0), -Diagonal(n, 1.0), Matrix(0,n,n)),
                 cbind(Diagonal(n, 1.0), Diagonal(n, 1.0), Matrix(0,n,n)),
                 cbind(Matrix(0,n,n), Diagonal(n, 1.0), Diagonal(n, -u)),
                 cbind(Matrix(0.0,ncol=2*n), Matrix(1.0,ncol=n)))
  prob$bc <- rbind(blc=c(w+sum(x0), rep(-Inf,n), x0, rep(-Inf,n), 0.0),
                  buc=c(w+sum(x0), x0, rep(Inf,n), rep(0.0,n), k))
  # No shortselling and the linear bound 0 <= y <= 1
  prob$bx <- rbind(blx=c(rep(0.0,n), rep(-Inf,n), rep(0.0,n)),
                  bux=c(rep(Inf,n), rep(Inf, n), rep(1.0,n)))

  # Specify the affine conic constraints for risk
  prob$F <- rbind(
    Matrix(0.0,nrow=1,ncol=3*n),
    cbind(GT, Matrix(0.0,nrow=n,ncol=2*n))
  )
  prob$g <- c(gamma,rep(0,n))
  prob$cones <- matrix(list("QUAD", 1+n, NULL), nrow=3, ncol=1)
  rownames(prob$cones) <- c("type", "dim", "conepar")

  # Demand y to be integer (hence binary)
  prob$intsub <- (2*n+1):(3*n);

  # Solve the problem
  r <- mosek(prob,list(verbose=1))
  stopifnot(identical(r$response$code, 0))

  # Check if the integer solution is an optimal point
  # See https://docs.mosek.com/latest/rmosek/accessing-solution.html about handling
  ↪ solution statuses.
```

(continues on next page)

(continued from previous page)

```
stopifnot(identical(r$sol$int$solsta, 'INTEGER_OPTIMAL'))

# Return the solution
x <- r$sol$int$xx[1:n]
list(card=k, expret=drop(mu %*% x), x=x)
}
```

If we solve our running example with $K = 1, \dots, n$ then we get the following solutions, with increasing expected returns:

```
Bound 1 Solution: 0.0000e+00  0.0000e+00  1.0000e+00  0.0000e+00  0.0000e+00  ⌋
↪0.0000e+00  0.0000e+00  0.0000e+00
Bound 2 Solution: 0.0000e+00  0.0000e+00  3.5691e-01  0.0000e+00  0.0000e+00  ⌋
↪6.4309e-01  -0.0000e+00  0.0000e+00
Bound 3 Solution: 0.0000e+00  0.0000e+00  1.9258e-01  0.0000e+00  0.0000e+00  ⌋
↪5.4592e-01  2.6150e-01  0.0000e+00
Bound 4 Solution: 0.0000e+00  0.0000e+00  2.0391e-01  0.0000e+00  6.7098e-02  ⌋
↪4.9181e-01  2.3718e-01  0.0000e+00
Bound 5 Solution: 0.0000e+00  3.1970e-02  1.7028e-01  0.0000e+00  7.0741e-02  ⌋
↪4.9551e-01  2.3150e-01  0.0000e+00
Bound 6 Solution: 0.0000e+00  3.1970e-02  1.7028e-01  0.0000e+00  7.0740e-02  ⌋
↪4.9551e-01  2.3150e-01  0.0000e+00
Bound 7 Solution: 0.0000e+00  3.1970e-02  1.7028e-01  0.0000e+00  7.0740e-02  ⌋
↪4.9551e-01  2.3150e-01  0.0000e+00
Bound 8 Solution: 1.9557e-10  2.6992e-02  1.6706e-01  2.9676e-10  7.1245e-02  ⌋
↪4.9559e-01  2.2943e-01  9.6905e-03
```

10.2 Least Squares and Other Norm Minimization Problems

A frequently occurring problem in statistics and in many other areas of science is a norm minimization problem

$$\begin{aligned} & \text{minimize} && \|Fx - g\|, \\ & \text{subject to} && Ax = b, \end{aligned} \tag{10.13}$$

where $x \in \mathbb{R}^n$ and of course we can allow other types of constraints. The objective can involve various norms: infinity norm, 1-norm, 2-norm, p -norms and so on. For instance the most popular case of the 2-norm corresponds to the least squares linear regression, since it is equivalent to minimization of $\|Fx - g\|_2^2$.

10.2.1 Least squares, 2-norm

In the case of the 2-norm we specify the problem directly in conic quadratic form

$$\begin{aligned} & \text{minimize} && t, \\ & \text{subject to} && (t, Fx - g) \in \mathcal{Q}^{k+1}, \\ & && Ax = b. \end{aligned} \tag{10.14}$$

The first constraint of the problem can be represented as an affine conic constraint. This leads to the following model.

Listing 10.8: Script solving problem (10.14)

```
# Least squares regression
# minimize ||Fx-g||_2
norm_lse <- function(F,g,A,b)
{
```

(continues on next page)

```

n <- dim(F)[2]
k <- length(g)
m <- dim(A)[1]

# Linear constraints in [x; t]
prob <- list(sense="min")
prob$A <- cbind(A, rep(0, m))
prob$bx <- rbind(rep(-Inf, n+1), rep(Inf, n+1))
prob$bc <- rbind(b, b)
prob$c <- c(rep(0, n), 1)

# Affine conic constraint
prob$F <- rbind( c(rep(0,n), 1),
                 cbind(F, rep(0, k)) )
prob$g <- c(0, -g)
prob$cones <- matrix(list("QUAD", k+1, NULL))
rownames(prob$cones) <- c("type", "dim", "conepar")

# Solve
r <- mosek(prob, list(verbose=1))
stopifnot(identical(r$response$code, 0))
r$sol$itr$xx[1:n]
}

```

10.2.2 Ridge regularisation

Regularisation is classically applied to reduce the impact of outliers and to control overfitting. In the conic version of *ridge* (*Tychonov*) *regression* we consider the problem

$$\begin{aligned} & \text{minimize} && \|Fx - g\|_2 + \gamma\|x\|_2, \\ & \text{subject to} && Ax = b, \end{aligned} \tag{10.15}$$

which can be written explicitly as

$$\begin{aligned} & \text{minimize} && t_1 + \gamma t_2, \\ & \text{subject to} && (t_1, Fx - g) \in \mathcal{Q}^{k+1}, \\ & && (t_2, x) \in \mathcal{Q}^{n+1}, \\ & && Ax = b. \end{aligned} \tag{10.16}$$

The implementation is a small extension of that from the previous section.

Listing 10.9: Script solving problem (10.16)

```

# Least squares regression with regularization
# minimize ||Fx-g||_2 + gamma*||x||_2
norm_lse_reg <- function(F,g,A,b,gamma)
{
  n <- dim(F)[2]
  k <- length(g)
  m <- dim(A)[1]

  # Linear constraints in [x; t1; t2]
  prob <- list(sense="min")
  prob$A <- cbind(A, rep(0, m), rep(0, m))
  prob$bx <- rbind(rep(-Inf, n+2), rep(Inf, n+2))
  prob$bc <- rbind(b, b)
  prob$c <- c(rep(0, n), 1, gamma)
}

```

(continues on next page)

```

# Affine conic constraint
prob$F <- rbind(      c(rep(0,n), 1,      0),
                    cbind(F,      rep(0, k), rep(0, k)),
                    c(rep(0,n), 0,      1),
                    cbind(diag(n), rep(0, n), rep(0, n)))
prob$g <- c(0, -g, rep(0, n+1))
prob$cones <- cbind(matrix(list("QUAD", k+1, NULL)),
                   matrix(list("QUAD", n+1, NULL)))
rownames(prob$cones) <- c("type", "dim", "conepar")

# Solve
r <- mosek(prob, list(verbose=1))
stopifnot(identical(r$response$code, 0))
r$sol$itr$xx[1:n]
}

```

Note that classically least squares problems are formulated as quadratic problems and then the objective function would be written as

$$\|Fx - g\|_2^2 + \gamma \|x\|_2^2.$$

This version can easily be obtained by replacing the quadratic cone with an appropriate rotated quadratic cone in (10.16). Then they core of the implementation would change as follows:

Listing 10.10: Script solving classical quadratic ridge regression

```

# Affine conic constraint
prob$F <- rbind(      c(rep(0,n), 1,      0),
                    c(rep(0, n+2)),
                    cbind(F,      rep(0, k), rep(0, k)),
                    c(rep(0,n), 0,      1),
                    c(rep(0, n+2)),
                    cbind(diag(n), rep(0, n), rep(0, n)))
prob$g <- c(0, 0.5, -g, 0, 0.5, rep(0, n))
prob$cones <- cbind(matrix(list("RQUAD", k+2, NULL)),
                   matrix(list("RQUAD", n+2, NULL)))
rownames(prob$cones) <- c("type", "dim", "conepar")

```

Fig. 10.2 shows the solution to a polynomial fitting problem for a few variants of least squares regression with and without ridge regularization.

10.2.3 Lasso regularization

In *lasso* or *least absolute shrinkage and selection operator* the regularization term is the 1-norm of the solution

$$\begin{aligned} & \text{minimize} && \|Fx - g\|_2 + \gamma \|x\|_1, \\ & \text{subject to} && Ax = b. \end{aligned} \tag{10.17}$$

This variant typically tends to give preference to sparser solutions, i.e. solutions where only a few elements of x are nonzero, and therefore it is used as an efficient approximation to the cardinality constrained problem with an upper bound on the 0-norm of x . To see how it works we first implement (10.17) adding the constraint $t \geq \|x\|_1$ as a series of linear constraints

$$u_i \geq -x_i, \quad u_i \geq x_i, \quad t \geq \sum u_i,$$

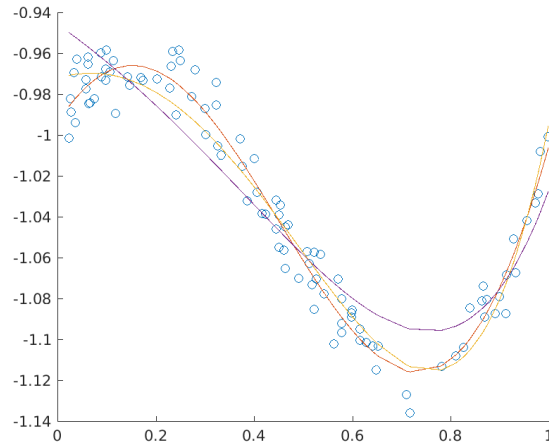


Fig. 10.2: Three fits to a dataset at various levels of regularization.

so that eventually the problem becomes

$$\begin{aligned}
 & \text{minimize} && t_1 + \gamma t_2, \\
 & \text{subject to} && u + x \geq 0, \\
 & && u - x \geq 0, \\
 & && t_2 - e^T u \geq 0, \\
 & && Ax = b, \\
 & && (t_1, Fx - g) \in \mathcal{Q}^{k+1}.
 \end{aligned}$$

Listing 10.11: Script solving problem (10.17)

```

# Least squares regression with lasso regularization
# minimize ||Fx-g||_2 + gamma*||x||_1
norm_lse_lasso <- function(F,g,A,b,gamma)
{
  n <- dim(F)[2]
  k <- length(g)
  m <- dim(A)[1]

  # Linear constraints in [x; u; t1; t2]
  prob <- list(sense="min")
  prob$A <- rbind(cbind(A,      matrix(0, m, n+2)),
                 cbind(diag(n), diag(n), matrix(0, n, 2)),
                 cbind(-diag(n), diag(n), matrix(0, n, 2)),
                 c(rep(0, n), rep(-1, n), 0, 1))
  prob$bx <- rbind(rep(-Inf, 2*n+2), rep(Inf, 2*n+2))
  prob$bc <- rbind(c(b, rep(0, 2*n+1)), c(b, rep(Inf, 2*n+1)))
  prob$c <- c(rep(0, 2*n), 1, gamma)

  # Affine conic constraint
  prob$F <- rbind(c(rep(0, 2*n), 1, 0),
                 cbind(F, matrix(0, k, n+2)))
  prob$g <- c(0, -g)
  prob$cones <- matrix(list("QUAD", k+1, NULL))
  rownames(prob$cones) <- c("type", "dim", "conepar")

  # Solve
  r <- mosek(prob, list(verbose=1))

```

(continues on next page)

```

stopifnot(identical(r$response$code, 0))
r$sol$itr$xx[1:n]
}

```

The sparsity pattern of the solution of a large random regression problem can look for example as follows:

```

Lasso regularization
Gamma 0.0100 density 99% |Fx-g|_2: 54.3722
Gamma 0.1000 density 87% |Fx-g|_2: 54.3939
Gamma 0.3000 density 67% |Fx-g|_2: 54.5319
Gamma 0.6000 density 40% |Fx-g|_2: 54.8379
Gamma 0.9000 density 26% |Fx-g|_2: 55.0720
Gamma 1.3000 density 12% |Fx-g|_2: 55.1903

```

10.2.4 p -norm minimization

Now we consider the minimization of the p -norm defined for $p > 1$ as

$$\|y\|_p = \left(\sum_i |y_i|^p \right)^{1/p}. \quad (10.18)$$

We have the optimization problem:

$$\begin{aligned} & \text{minimize} && \|Fx - g\|_p, \\ & \text{subject to} && Ax = b. \end{aligned} \quad (10.19)$$

Increasing the value of p forces stronger penalization of outliers as ultimately, when $p \rightarrow \infty$, the p -norm $\|y\|_p$ converges to the infinity norm $\|y\|_\infty$ of y . According to the [Modeling Cookbook](#) the p -norm bound $t \geq \|Fx - g\|_p$ can be added to the model using a sequence of three-dimensional power cones and we obtain an equivalent problem

$$\begin{aligned} & \text{minimize} && t \\ & \text{subject to} && (r_i, t, (Fx - g)_i) \in \mathcal{P}_3^{1/p, 1-1/p}, \\ & && e^T r = t, \\ & && Ax = b. \end{aligned} \quad (10.20)$$

The power cones can be added one by one to the structure representing affine conic constraints. Each power cone will require one r_i , one copy of t and one row from F and g . An alternative solution is to create the vector

$$[r_1; \dots; r_k; t; \dots; t; Fx - g]$$

and then reshuffle its elements into

$$[r_1; t; F_1x - g_1; \dots; r_k; t; F_kx - g_k]$$

using an appropriate permutation matrix. This approach is demonstrated in the code below.

Listing 10.12: Script solving problem (10.20)

```

# P-norm minimization
# minimize ||Fx-g||_p
norm_p_norm <- function(F,g,A,b,p)
{
  n <- dim(F)[2]
  k <- length(g)
  m <- dim(A)[1]

```

(continues on next page)

(continued from previous page)

```
# Linear constraints in [x; r; t]
prob <- list(sense="min")
prob$A <- rbind(cbind(A,      matrix(0, m, k+1)),
               c(rep(0, n), rep(1, k), -1))
prob$bx <- rbind(rep(-Inf, n+k+1), rep(Inf, n+k+1))
prob$bc <- rbind(c(b, 0), c(b, 0))
prob$c <- c(rep(0, n+k), 1)

# Permutation matrix which picks triples (r_i, t, F_ix-g_i)
M <- cbind(sparseMatrix(seq(1,3*k,3), seq(1,k), x=rep(1,k), dims=c(3*k,k)),
           sparseMatrix(seq(2,3*k,3), seq(1,k), x=rep(1,k), dims=c(3*k,k)),
           sparseMatrix(seq(3,3*k,3), seq(1,k), x=rep(1,k), dims=c(3*k,k)))

# Affine conic constraint
prob$F <- M %%% rbind(cbind(matrix(0, k, n), diag(k), rep(0, k)),
                    cbind(matrix(0, k, n+k), rep(1, k)),
                    cbind(F, matrix(0, k, k+1)))
prob$g <- as.numeric(M %%% c(rep(0, 2*k), -g))
prob$cones <- matrix(list("PPOW", 3, c(1, p-1)), nrow=3, ncol=k)
rownames(prob$cones) <- c("type", "dim", "conepar")

# Solve
r <- mosek(prob, list(verbose=1))
stopifnot(identical(r$sol$itr$prosta, "PRIMAL_AND_DUAL_FEASIBLE"))
r$sol$itr$xx[1:n]
}
```

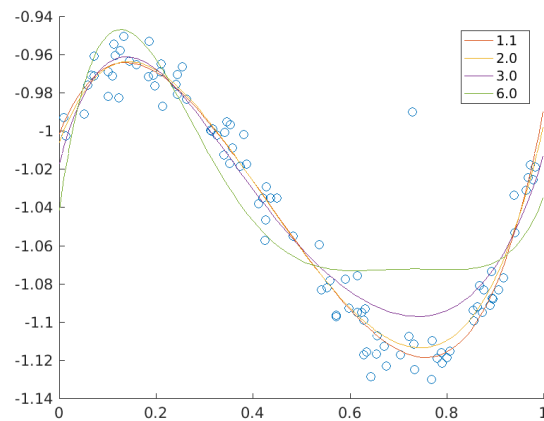


Fig. 10.3: p -norm minimizing fits of a polynomial of degree at most 5 to the data for various values of p .

10.3 Logistic regression

Logistic regression is an example of a binary classifier, where the output takes one two values 0 or 1 for each data point. We call the two values *classes*.

Formulation as an optimization problem

Define the sigmoid function

$$S(x) = \frac{1}{1 + \exp(-x)}.$$

Next, given an observation $x \in \mathbb{R}^d$ and a weights $\theta \in \mathbb{R}^d$ we set

$$h_\theta(x) = S(\theta^T x) = \frac{1}{1 + \exp(-\theta^T x)}.$$

The weights vector θ is part of the setup of the classifier. The expression $h_\theta(x)$ is interpreted as the probability that x belongs to class 1. When asked to classify x the returned answer is

$$x \mapsto \begin{cases} 1 & h_\theta(x) \geq 1/2, \\ 0 & h_\theta(x) < 1/2. \end{cases}$$

When training a logistic regression algorithm we are given a sequence of training examples x_i , each labelled with its class $y_i \in \{0, 1\}$ and we seek to find the weights θ which maximize the likelihood function

$$\prod_i h_\theta(x_i)^{y_i} (1 - h_\theta(x_i))^{1-y_i}.$$

Of course every single y_i equals 0 or 1, so just one factor appears in the product for each training data point. By taking logarithms we can define the logistic loss function:

$$J(\theta) = - \sum_{i:y_i=1} \log(h_\theta(x_i)) - \sum_{i:y_i=0} \log(1 - h_\theta(x_i)).$$

The training problem with regularization (a standard technique to prevent overfitting) is now equivalent to

$$\min_{\theta} J(\theta) + \lambda \|\theta\|_2.$$

This can equivalently be phrased as

$$\begin{aligned} & \text{minimize} && \sum_i t_i + \lambda r \\ & \text{subject to} && t_i \geq -\log(h_\theta(x_i)) = \log(1 + \exp(-\theta^T x_i)) \quad \text{if } y_i = 1, \\ & && t_i \geq -\log(1 - h_\theta(x_i)) = \log(1 + \exp(\theta^T x_i)) \quad \text{if } y_i = 0, \\ & && r \geq \|\theta\|_2. \end{aligned} \tag{10.21}$$

Implementation

As can be seen from (10.21) the key point is to implement the softplus bound $t \geq \log(1 + e^u)$, which is the simplest example of a log-sum-exp constraint for two terms. Here t is a scalar variable and u will be the affine expression of the form $\pm\theta^T x_i$. This is equivalent to

$$\exp(u - t) + \exp(-t) \leq 1$$

and further to

$$\begin{aligned} (z_1, 1, u - t) & \in K_{\text{exp}} & (z_1 \geq \exp(u - t)), \\ (z_2, 1, -t) & \in K_{\text{exp}} & (z_2 \geq \exp(-t)), \\ z_1 + z_2 & \leq 1. \end{aligned} \tag{10.22}$$

This formulation can be entered using affine conic constraints (see Sec. 6.2).

Listing 10.13: Implementation of (10.21).

```

logisticRegression <- function(X, y, lamb)
{
  prob <- list(sense="min")
  n <- dim(X)[1];
  d <- dim(X)[2];

  # Variables: r, theta(d), t(n), z1(n), z2(n)
  prob$c <- c(lamb, rep(0,d), rep(1, n), rep(0,n), rep(0,n));
  prob$bx <- rbind(rep(-Inf,1+d+3*n), rep(Inf,1+d+3*n));

  # z1 + z2 <= 1
  prob$A <- sparseMatrix( rep(1:n, 2),
                        c((1:n)+1+d+n, (1:n)+1+d+2*n),
                        x = rep(1, 2*n));
  prob$bc <- rbind(rep(-Inf, n), rep(1, n));

  # (r, theta) \in \mathcal{Q}
  FQ <- cbind(diag(rep(1, d+1)), matrix(0, d+1, 3*n));
  gQ <- rep(0, 1+d);

  # (z1(i), 1, -t(i)) \in \mathcal{EXP},
  # (z2(i), 1, (1-2y(i))*X(i,) - t(i)) \in \mathcal{EXP}
  FE <- Matrix(nrow=0, ncol = 1+d+3*n);
  for(i in 1:n) {
    FE <- rbind(FE,
                sparseMatrix( c(1, 3, 4, rep(6, d), 6),
                              c(1+d+n+i, 1+d+i, 1+d+2*n+i, 2:(d+1), 1+d+i),
                              x = c(1, -1, 1, (1-2*y[i])*X[i,], -1),
                              dims = c(6, 1+d+3*n) ) );
  }
  gE <- rep(c(0, 1, 0, 0, 1, 0), n);

  prob$F <- rbind(FQ, FE)
  prob$g <- c(gQ, gE)
  prob$cones <- cbind(matrix(list("QUAD", 1+d, NULL), nrow=3, ncol=1),
                     matrix(list("PEXP", 3, NULL), nrow=3, ncol=2*n));
  rownames(prob$cones) <- c("type", "dim", "conepar")

  # Solve, no error handling!
  r <- mosek(prob, list(soldetail=1))

  # Return theta
  r$sol$itr$xx[2:(d+1)]
}

```

Example: 2D dataset fitting

In the next figure we apply logistic regression to the training set of 2D points taken from the example `ex2data2.txt`. The two-dimensional dataset was converted into a feature vector $x \in \mathbb{R}^{28}$ using monomial coordinates of degrees at most 6.

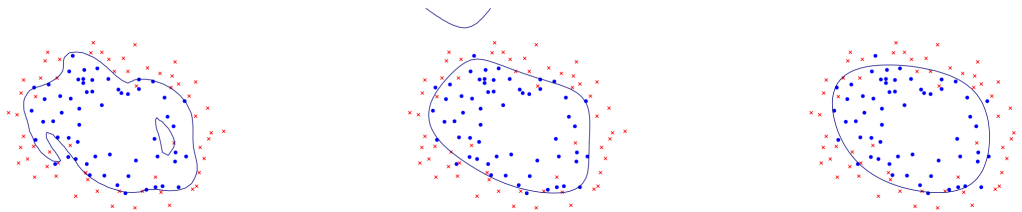


Fig. 10.4: Logistic regression example with none, medium and strong regularization (small, medium, large λ). Without regularization we get obvious overfitting.

Chapter 11

Problem Formulation and Solutions

In this chapter we will discuss the following topics:

- The formal, mathematical formulations of the problem types that **MOSEK** can solve and their duals.
- The solution information produced by **MOSEK**.
- The infeasibility certificate produced by **MOSEK** if the problem is infeasible.

For the underlying mathematical concepts, derivations and proofs see the [Modeling Cookbook](#) or any book on convex optimization. This chapter explains how the related data is organized specifically within the **MOSEK** API.

11.1 Linear Optimization

MOSEK accepts linear optimization problems of the form

$$\begin{array}{ll} \text{minimize} & c^T x + c^f \\ \text{subject to} & l^c \leq Ax \leq u^c, \\ & l^x \leq x \leq u^x, \end{array} \quad (11.1)$$

where

- m is the number of constraints.
- n is the number of decision variables.
- $x \in \mathbb{R}^n$ is a vector of decision variables.
- $c \in \mathbb{R}^n$ is the linear part of the objective function.
- $c^f \in \mathbb{R}$ is a constant term in the objective
- $A \in \mathbb{R}^{m \times n}$ is the constraint matrix.
- $l^c \in \mathbb{R}^m$ is the lower limit on the activity for the constraints.
- $u^c \in \mathbb{R}^m$ is the upper limit on the activity for the constraints.
- $l^x \in \mathbb{R}^n$ is the lower limit on the activity for the variables.
- $u^x \in \mathbb{R}^n$ is the upper limit on the activity for the variables.

Lower and upper bounds can be infinite, or in other words the corresponding bound may be omitted.

A primal solution (x) is (*primal*) *feasible* if it satisfies all constraints in (11.1). If (11.1) has at least one primal feasible solution, then (11.1) is said to be (primal) *feasible*. In case (11.1) does not have a feasible solution, the problem is said to be (*primal*) *infeasible*

11.1.1 Duality for Linear Optimization

Corresponding to the primal problem (11.1), there is a dual problem

$$\begin{aligned} & \text{maximize} && (l^c)^T s_l^c - (u^c)^T s_u^c + (l^x)^T s_l^x - (u^x)^T s_u^x + c^f \\ & \text{subject to} && A^T y + s_l^x - s_u^x = c, \\ & && -y + s_l^c - s_u^c = 0, \\ & && s_l^c, s_u^c, s_l^x, s_u^x \geq 0, \end{aligned} \quad (11.2)$$

where

- s_l^c are the dual variables for lower bounds of constraints,
- s_u^c are the dual variables for upper bounds of constraints,
- s_l^x are the dual variables for lower bounds of variables,
- s_u^x are the dual variables for upper bounds of variables.

If a bound in the primal problem is plus or minus infinity, the corresponding dual variable is fixed at 0, and we use the convention that the product of the bound value and the corresponding dual variable is 0. This is equivalent to removing the corresponding dual variable from the dual problem. For example:

$$l_j^x = -\infty \quad \Rightarrow \quad (s_l^x)_j = 0 \text{ and } l_j^x \cdot (s_l^x)_j = 0.$$

A solution

$$(y, s_l^c, s_u^c, s_l^x, s_u^x)$$

to the dual problem is feasible if it satisfies all the constraints in (11.2). If (11.2) has at least one feasible solution, then (11.2) is *(dual) feasible*, otherwise the problem is *(dual) infeasible*.

A solution

$$(x^*, y^*, (s_l^c)^*, (s_u^c)^*, (s_l^x)^*, (s_u^x)^*)$$

is denoted a *primal-dual feasible solution*, if (x^*) is a solution to the primal problem (11.1) and $(y^*, (s_l^c)^*, (s_u^c)^*, (s_l^x)^*, (s_u^x)^*)$ is a solution to the corresponding dual problem (11.2). We also define an auxiliary vector

$$(x^c)^* := Ax^*$$

containing the activities of linear constraints.

For a primal-dual feasible solution we define the *duality gap* as the difference between the primal and the dual objective value,

$$\begin{aligned} & c^T x^* + c^f - \{ (l^c)^T (s_l^c)^* - (u^c)^T (s_u^c)^* + (l^x)^T (s_l^x)^* - (u^x)^T (s_u^x)^* + c^f \} \\ & = \sum_{i=0}^{m-1} [(s_l^c)_i^* ((x_i^c)^* - l_i^c) + (s_u^c)_i^* (u_i^c - (x_i^c)^*)] \\ & + \sum_{j=0}^{n-1} [(s_l^x)_j^* (x_j - l_j^x) + (s_u^x)_j^* (u_j^x - x_j^*)] \geq 0 \end{aligned} \quad (11.3)$$

where the first relation can be obtained by transposing and multiplying the dual constraints (11.2) by x^* and $(x^c)^*$ respectively, and the second relation comes from the fact that each term in each sum is nonnegative. It follows that the primal objective will always be greater than or equal to the dual objective.

It is well-known that a linear optimization problem has an optimal solution if and only if there exist feasible primal-dual solution so that the duality gap is zero, or, equivalently, that the *complementarity conditions*

$$\begin{aligned} (s_l^c)_i^* ((x_i^c)^* - l_i^c) &= 0, & i = 0, \dots, m-1, \\ (s_u^c)_i^* (u_i^c - (x_i^c)^*) &= 0, & i = 0, \dots, m-1, \\ (s_l^x)_j^* (x_j^* - l_j^x) &= 0, & j = 0, \dots, n-1, \\ (s_u^x)_j^* (u_j^x - x_j^*) &= 0, & j = 0, \dots, n-1, \end{aligned}$$

are satisfied.

If (11.1) has an optimal solution and **MOSEK** solves the problem successfully, both the primal and dual solution are reported, including a status indicating the exact state of the solution.

11.1.2 Infeasibility for Linear Optimization

Primal Infeasible Problems

If the problem (11.1) is infeasible (has no feasible solution), **MOSEK** will report a certificate of primal infeasibility: The dual solution reported is the certificate of infeasibility, and the primal solution is undefined.

A certificate of primal infeasibility is a feasible solution to the modified dual problem

$$\begin{aligned} & \text{maximize} && (l^c)^T s_l^c - (u^c)^T s_u^c + (l^x)^T s_l^x - (u^x)^T s_u^x \\ & \text{subject to} && \\ & && A^T y + s_l^x - s_u^x = 0, \\ & && -y + s_l^c - s_u^c = 0, \\ & && s_l^c, s_u^c, s_l^x, s_u^x \geq 0, \end{aligned} \tag{11.4}$$

such that the objective value is strictly positive, i.e. a solution

$$(y^*, (s_l^c)^*, (s_u^c)^*, (s_l^x)^*, (s_u^x)^*)$$

to (11.4) so that

$$(l^c)^T (s_l^c)^* - (u^c)^T (s_u^c)^* + (l^x)^T (s_l^x)^* - (u^x)^T (s_u^x)^* > 0.$$

Such a solution implies that (11.4) is unbounded, and that (11.1) is infeasible.

Dual Infeasible Problems

If the problem (11.2) is infeasible (has no feasible solution), **MOSEK** will report a certificate of dual infeasibility: The primal solution reported is the certificate of infeasibility, and the dual solution is undefined.

A certificate of dual infeasibility is a feasible solution to the modified primal problem

$$\begin{aligned} & \text{minimize} && c^T x \\ & \text{subject to} && \hat{l}^c \leq Ax \leq \hat{u}^c, \\ & && \hat{l}^x \leq x \leq \hat{u}^x, \end{aligned} \tag{11.5}$$

where

$$\hat{l}_i^c = \begin{cases} 0 & \text{if } l_i^c > -\infty, \\ -\infty & \text{otherwise,} \end{cases} \quad \text{and} \quad \hat{u}_i^c := \begin{cases} 0 & \text{if } u_i^c < \infty, \\ \infty & \text{otherwise,} \end{cases}$$

and

$$\hat{l}_j^x = \begin{cases} 0 & \text{if } l_j^x > -\infty, \\ -\infty & \text{otherwise,} \end{cases} \quad \text{and} \quad \hat{u}_j^x := \begin{cases} 0 & \text{if } u_j^x < \infty, \\ \infty & \text{otherwise,} \end{cases}$$

such that

$$c^T x < 0.$$

Such a solution implies that (11.5) is unbounded, and that (11.2) is infeasible.

In case that both the primal problem (11.1) and the dual problem (11.2) are infeasible, **MOSEK** will report only one of the two possible certificates — which one is not defined (**MOSEK** returns the first certificate found).

11.1.3 Minimalization vs. Maximalization

When the objective sense of problem (11.1) is maximization, i.e.

$$\begin{aligned} & \text{maximize} && c^T x + c^f \\ & \text{subject to} && l^c \leq Ax \leq u^c, \\ & && l^x \leq x \leq u^x, \end{aligned}$$

the objective sense of the dual problem changes to minimization, and the domain of all dual variables changes sign in comparison to (11.2). The dual problem thus takes the form

$$\begin{aligned} & \text{minimize} && (l^c)^T s_l^c - (u^c)^T s_u^c + (l^x)^T s_l^x - (u^x)^T s_u^x + c^f \\ & \text{subject to} && \\ & && A^T y + s_l^x - s_u^x = c, \\ & && -y + s_l^c - s_u^c = 0, \\ & && s_l^c, s_u^c, s_l^x, s_u^x \leq 0. \end{aligned}$$

This means that the duality gap, defined in (11.3) as the primal minus the dual objective value, becomes nonpositive. It follows that the dual objective will always be greater than or equal to the primal objective. The primal infeasibility certificate will be reported by **MOSEK** as a solution to the system

$$\begin{aligned} & A^T y + s_l^x - s_u^x = 0, \\ & -y + s_l^c - s_u^c = 0, \\ & s_l^c, s_u^c, s_l^x, s_u^x \leq 0, \end{aligned} \tag{11.6}$$

such that the objective value is strictly negative

$$(l^c)^T (s_l^c)^* - (u^c)^T (s_u^c)^* + (l^x)^T (s_l^x)^* - (u^x)^T (s_u^x)^* < 0.$$

Similarly, the certificate of dual infeasibility is an x satisfying the requirements of (11.5) such that $c^T x > 0$.

11.2 Conic Optimization

Conic optimization is an extension of linear optimization (see Sec. 11.1) allowing conic domains to be specified for affine expressions. A conic optimization problem to be solved by **MOSEK** can be written as

$$\begin{aligned} & \text{minimize} && c^T x + c^f \\ & \text{subject to} && l^c \leq Ax \leq u^c, \\ & && l^x \leq x \leq u^x, \\ & && Fx + g \in \mathcal{D}, \end{aligned} \tag{11.7}$$

where

- m is the number of constraints.
- n is the number of decision variables.
- $x \in \mathbb{R}^n$ is a vector of decision variables.
- $c \in \mathbb{R}^m$ is the linear part of the objective function.
- $c^f \in \mathbb{R}$ is a constant term in the objective
- $A \in \mathbb{R}^{m \times n}$ is the constraint matrix.
- $l^c \in \mathbb{R}^m$ is the lower limit on the activity for the constraints.
- $u^c \in \mathbb{R}^m$ is the upper limit on the activity for the constraints.
- $l^x \in \mathbb{R}^n$ is the lower limit on the activity for the variables.
- $u^x \in \mathbb{R}^n$ is the upper limit on the activity for the variables.

is the same as in Sec. 11.1 and moreover:

- $F \in \mathbb{R}^{k \times n}$ is the affine conic constraint matrix.,
- $g \in \mathbb{R}^k$ is the affine conic constraint constant term vector.,
- \mathcal{D} is a Cartesian product of conic domains, namely $\mathcal{D} = \mathcal{D}_1 \times \dots \times \mathcal{D}_p$, where p is the number of individual affine conic constraints (ACCs), and each domain is one from Sec. 13.6.

The total dimension of the domain \mathcal{D} must be equal to k , the number of rows in F and g . Lower and upper bounds can be infinite, or in other words the corresponding bound may be omitted.

MOSEK supports also the cone of positive semidefinite matrices. In order not to obscure this section with additional notation, that extension is discussed in Sec. 11.3.

11.2.1 Duality for Conic Optimization

Corresponding to the primal problem (11.7), there is a dual problem

$$\begin{aligned}
& \text{maximize} && (l^c)^T s_l^c - (u^c)^T s_u^c + (l^x)^T s_l^x - (u^x)^T s_u^x - g^T \dot{y} + c^f \\
& \text{subject to} && A^T y + s_l^x - s_u^x + F^T \dot{y} = c, \\
& && -y + s_l^c - s_u^c = 0, \\
& && s_l^c, s_u^c, s_l^x, s_u^x \geq 0, \\
& && \dot{y} \in \mathcal{D}^*,
\end{aligned} \tag{11.8}$$

where

- s_l^c are the dual variables for lower bounds of constraints,
- s_u^c are the dual variables for upper bounds of constraints,
- s_l^x are the dual variables for lower bounds of variables,
- s_u^x are the dual variables for upper bounds of variables,
- \dot{y} are the dual variables for affine conic constraints,
- the dual domain $\mathcal{D}^* = \mathcal{D}_1^* \times \cdots \times \mathcal{D}_p^*$ is a Cartesian product of cones dual to \mathcal{D}_i .

One can check that the dual problem of the dual problem is identical to the original primal problem.

If a bound in the primal problem is plus or minus infinity, the corresponding dual variable is fixed at 0, and we use the convention that the product of the bound value and the corresponding dual variable is 0. This is equivalent to removing the corresponding dual variable $(s_l^x)_j$ from the dual problem. For example:

$$l_j^x = -\infty \quad \Rightarrow \quad (s_l^x)_j = 0 \text{ and } l_j^x \cdot (s_l^x)_j = 0.$$

A solution

$$(y, s_l^c, s_u^c, s_l^x, s_u^x, \dot{y})$$

to the dual problem is feasible if it satisfies all the constraints in (11.8). If (11.8) has at least one feasible solution, then (11.8) is *(dual) feasible*, otherwise the problem is *(dual) infeasible*.

A solution

$$(x^*, y^*, (s_l^c)^*, (s_u^c)^*, (s_l^x)^*, (s_u^x)^*, (\dot{y})^*)$$

is denoted a *primal-dual feasible solution*, if (x^*) is a solution to the primal problem (11.7) and $(y^*, (s_l^c)^*, (s_u^c)^*, (s_l^x)^*, (s_u^x)^*, (\dot{y})^*)$ is a solution to the corresponding dual problem (11.8). We also define an auxiliary vector

$$(x^c)^* := Ax^*$$

containing the activities of linear constraints.

For a primal-dual feasible solution we define the *duality gap* as the difference between the primal and the dual objective value,

$$\begin{aligned}
& c^T x^* + c^f - \{ (l^c)^T (s_l^c)^* - (u^c)^T (s_u^c)^* + (l^x)^T (s_l^x)^* - (u^x)^T (s_u^x)^* - g^T (\dot{y})^* + c^f \} \\
& = \sum_{i=0}^{m-1} [(s_l^c)_i^* ((x_i^c)^* - l_i^c) + (s_u^c)_i^* (u_i^c - (x_i^c)^*)] \\
& + \sum_{j=0}^{n-1} [(s_l^x)_j^* (x_j - l_j^x) + (s_u^x)_j^* (u_j^x - x_j^*)] \\
& + ((\dot{y})^*)^T (Fx^* + g) \geq 0
\end{aligned} \tag{11.9}$$

where the first relation can be obtained by transposing and multiplying the dual constraints (11.2) by x^* and $(x^c)^*$ respectively, and the second relation comes from the fact that each term in each sum is nonnegative. It follows that the primal objective will always be greater than or equal to the dual objective.

It is well-known that, under some non-degeneracy assumptions that exclude ill-posed cases, a conic optimization problem has an optimal solution if and only if there exist feasible primal-dual solution so that the duality gap is zero, or, equivalently, that the *complementarity conditions*

$$\begin{aligned}
(s_l^c)_i^* ((x_i^c)^* - l_i^c) &= 0, & i = 0, \dots, m-1, \\
(s_u^c)_i^* (u_i^c - (x_i^c)^*) &= 0, & i = 0, \dots, m-1, \\
(s_l^x)_j^* (x_j^* - l_j^x) &= 0, & j = 0, \dots, n-1, \\
(s_u^x)_j^* (u_j^x - x_j^*) &= 0, & j = 0, \dots, n-1, \\
((y^*)^T (Fx^* + g)) &= 0,
\end{aligned} \tag{11.10}$$

are satisfied.

If (11.7) has an optimal solution and **MOSEK** solves the problem successfully, both the primal and dual solution are reported, including a status indicating the exact state of the solution.

11.2.2 Infeasibility for Conic Optimization

Primal Infeasible Problems

If the problem (11.7) is infeasible (has no feasible solution), **MOSEK** will report a certificate of primal infeasibility: The dual solution reported is the certificate of infeasibility, and the primal solution is undefined.

A certificate of primal infeasibility is a feasible solution to the modified dual problem

$$\begin{aligned}
&\text{maximize} && (l^c)^T s_l^c - (u^c)^T s_u^c + (l^x)^T s_l^x - (u^x)^T s_u^x - g^T y \\
&\text{subject to} && \\
&&& A^T y + s_l^x - s_u^x + F^T y = 0, \\
&&& -y + s_l^c - s_u^c = 0, \\
&&& s_l^c, s_u^c, s_l^x, s_u^x \geq 0, \\
&&& y \in \mathcal{D}^*,
\end{aligned} \tag{11.11}$$

such that the objective value is strictly positive, i.e. a solution

$$(y^*, (s_l^c)^*, (s_u^c)^*, (s_l^x)^*, (s_u^x)^*, (y^*)^*)$$

to (11.11) so that

$$(l^c)^T (s_l^c)^* - (u^c)^T (s_u^c)^* + (l^x)^T (s_l^x)^* - (u^x)^T (s_u^x)^* - g^T y^* > 0.$$

Such a solution implies that (11.11) is unbounded, and that (11.7) is infeasible.

Dual Infeasible Problems

If the problem (11.8) is infeasible (has no feasible solution), **MOSEK** will report a certificate of dual infeasibility: The primal solution reported is the certificate of infeasibility, and the dual solution is undefined.

A certificate of dual infeasibility is a feasible solution to the modified primal problem

$$\begin{aligned}
&\text{minimize} && c^T x \\
&\text{subject to} && \hat{l}^c \leq Ax \leq \hat{u}^c, \\
&&& \hat{l}^x \leq x \leq \hat{u}^x, \\
&&& Fx \in \mathcal{D}
\end{aligned} \tag{11.12}$$

where

$$\hat{l}_i^c = \begin{cases} 0 & \text{if } l_i^c > -\infty, \\ -\infty & \text{otherwise,} \end{cases} \quad \text{and} \quad \hat{u}_i^c := \begin{cases} 0 & \text{if } u_i^c < \infty, \\ \infty & \text{otherwise,} \end{cases} \tag{11.13}$$

and

$$\hat{l}_j^x = \begin{cases} 0 & \text{if } l_j^x > -\infty, \\ -\infty & \text{otherwise,} \end{cases} \quad \text{and} \quad \hat{u}_j^x := \begin{cases} 0 & \text{if } u_j^x < \infty, \\ \infty & \text{otherwise,} \end{cases} \tag{11.14}$$

such that

$$c^T x < 0.$$

Such a solution implies that (11.12) is unbounded, and that (11.8) is infeasible.

In case that both the primal problem (11.7) and the dual problem (11.8) are infeasible, **MOSEK** will report only one of the two possible certificates — which one is not defined (**MOSEK** returns the first certificate found).

11.2.3 Minimalization vs. Maximalization

When the objective sense of problem (11.7) is maximization, i.e.

$$\begin{array}{ll} \text{maximize} & c^T x + c^f \\ \text{subject to} & l^c \leq Ax \leq u^c, \\ & l^x \leq x \leq u^x, \\ & Fx + g \in \mathcal{D}, \end{array}$$

the objective sense of the dual problem changes to minimization, and the domain of all dual variables changes sign in comparison to (11.2). The dual problem thus takes the form

$$\begin{array}{ll} \text{minimize} & (l^c)^T s_l^c - (u^c)^T s_u^c + (l^x)^T s_l^x - (u^x)^T s_u^x - g^T \dot{y} + c^f \\ \text{subject to} & A^T y + s_l^x - s_u^x + F^T \dot{y} = c, \\ & -y + s_l^c - s_u^c = 0, \\ & s_l^c, s_u^c, s_l^x, s_u^x \leq 0, \\ & -\dot{y} \in \mathcal{D}^* \end{array}$$

This means that the duality gap, defined in (11.9) as the primal minus the dual objective value, becomes nonpositive. It follows that the dual objective will always be greater than or equal to the primal objective. The primal infeasibility certificate will be reported by **MOSEK** as a solution to the system

$$\begin{array}{l} A^T y + s_l^x - s_u^x + F^T \dot{y} = 0, \\ -y + s_l^c - s_u^c = 0, \\ s_l^c, s_u^c, s_l^x, s_u^x \leq 0, \\ -\dot{y} \in \mathcal{D}^* \end{array} \quad (11.15)$$

such that the objective value is strictly negative

$$(l^c)^T (s_l^c)^* - (u^c)^T (s_u^c)^* + (l^x)^T (s_l^x)^* - (u^x)^T (s_u^x)^* - g^T \dot{y} < 0.$$

Similarly, the certificate of dual infeasibility is an x satisfying the requirements of (11.12) such that $c^T x > 0$.

11.3 Semidefinite Optimization

Semidefinite optimization is an extension of conic optimization (see Sec. 11.2) allowing positive semidefinite matrix variables to be used in addition to the usual scalar variables. All the other parts of the input are defined exactly as in Sec. 11.2, and the discussion from that section applies verbatim to all properties of problems with semidefinite variables. We only briefly indicate how the corresponding formulae should be modified with semidefinite terms.

A semidefinite optimization problem can be written as

$$\begin{array}{ll} \text{minimize} & c^T x + \langle \overline{C}, \overline{X} \rangle + c^f \\ \text{subject to} & l^c \leq Ax + \langle \overline{A}, \overline{X} \rangle \leq u^c, \\ & l^x \leq x \leq u^x, \\ & Fx + \langle \overline{F}, \overline{X} \rangle + g \in \mathcal{D}, \\ & \overline{X}_j \in \mathcal{S}_+^{T_j}, j = 1, \dots, s \end{array}$$

where

- m is the number of constraints.
- n is the number of decision variables.
- $x \in \mathbb{R}^n$ is a vector of decision variables.
- $c \in \mathbb{R}^n$ is the linear part of the objective function.
- $c^f \in \mathbb{R}$ is a constant term in the objective
- $A \in \mathbb{R}^{m \times n}$ is the constraint matrix.
- $l^c \in \mathbb{R}^m$ is the lower limit on the activity for the constraints.
- $u^c \in \mathbb{R}^m$ is the upper limit on the activity for the constraints.
- $l^x \in \mathbb{R}^n$ is the lower limit on the activity for the variables.
- $u^x \in \mathbb{R}^n$ is the upper limit on the activity for the variables.
- $F \in \mathbb{R}^{k \times n}$ is the affine conic constraint matrix.,
- $g \in \mathbb{R}^k$ is the affine conic constraint constant term vector.,
- \mathcal{D} is a Cartesian product of conic domains, namely $\mathcal{D} = \mathcal{D}_1 \times \cdots \times \mathcal{D}_p$, where p is the number of individual affine conic constraints (ACCs), and each domain is one from [Sec. 13.6](#).

is the same as in [Sec. 11.2](#) and moreover:

- there are s symmetric positive semidefinite variables, the j -th of which is $\bar{X}_j \in \mathcal{S}_+^{r_j}$ of dimension r_j ,
- $\bar{C} = (\bar{C}_j)_{j=1, \dots, s}$ is a collection of symmetric coefficient matrices in the objective, with $\bar{C}_j \in \mathcal{S}^{r_j}$, and we interpret the notation $\langle \bar{C}, \bar{X} \rangle$ as a shorthand for

$$\langle \bar{C}, \bar{X} \rangle := \sum_{j=1}^s \langle \bar{C}_j, \bar{X}_j \rangle.$$

- $\bar{A} = (\bar{A}_{ij})_{i=1, \dots, m, j=1, \dots, s}$ is a collection of symmetric coefficient matrices in the constraints, with $\bar{A}_{ij} \in \mathcal{S}^{r_j}$, and we interpret the notation $\langle \bar{A}, \bar{X} \rangle$ as a shorthand for the vector

$$\langle \bar{A}, \bar{X} \rangle := \left(\sum_{j=1}^s \langle \bar{A}_{ij}, \bar{X}_j \rangle \right)_{i=1, \dots, m}.$$

- $\bar{F} = (\bar{F}_{ij})_{i=1, \dots, k, j=1, \dots, s}$ is a collection of symmetric coefficient matrices in the affine conic constraints, with $\bar{F}_{ij} \in \mathcal{S}^{r_j}$, and we interpret the notation $\langle \bar{F}, \bar{X} \rangle$ as a shorthand for the vector

$$\langle \bar{F}, \bar{X} \rangle := \left(\sum_{j=1}^s \langle \bar{F}_{ij}, \bar{X}_j \rangle \right)_{i=1, \dots, k}.$$

In each case the matrix inner product between symmetric matrices of the same dimension r is defined as

$$\langle U, V \rangle := \sum_{i=1}^r \sum_{j=1}^r U_{ij} V_{ij}.$$

To summarize, above the formulation extends that from [Sec. 11.2](#) by the possibility of including semidefinite terms in the objective, constraints and affine conic constraints.

Duality

The definition of the dual problem (11.8) becomes:

$$\begin{aligned}
& \text{maximize} && (l^c)^T s_l^c - (u^c)^T s_u^c + (l^x)^T s_l^x - (u^x)^T s_u^x - g^T \dot{y} + c^f \\
& \text{subject to} && \\
& && A^T y + s_l^x - s_u^x + F^T \dot{y} = c, \\
& && -y + s_l^c - s_u^c = 0, \\
& && \bar{C}_j - \sum_{i=1}^m y_i \bar{A}_{ij} - \sum_{i=1}^k \dot{y}_i \bar{F}_{ij} = S_j, \quad j = 1, \dots, s, \\
& && s_l^c, s_u^c, s_l^x, s_u^x \geq 0, \\
& && \dot{y} \in \mathcal{D}^*, \\
& && \bar{S}_j \in \mathcal{S}_+^{r_j}, \quad j = 1, \dots, s.
\end{aligned} \tag{11.16}$$

Complementarity conditions (11.10) include the additional relation:

$$\langle \bar{X}_j, \bar{S}_j \rangle = 0 \quad j = 1, \dots, s. \tag{11.17}$$

Infeasibility

A certificate of primal infeasibility (11.11) is now a feasible solution to:

$$\begin{aligned}
& \text{maximize} && (l^c)^T s_l^c - (u^c)^T s_u^c + (l^x)^T s_l^x - (u^x)^T s_u^x - g^T \dot{y} \\
& \text{subject to} && \\
& && A^T y + s_l^x - s_u^x + F^T \dot{y} = 0, \\
& && -y + s_l^c - s_u^c = 0, \\
& && -\sum_{i=1}^m y_i \bar{A}_{ij} - \sum_{i=1}^k \dot{y}_i \bar{F}_{ij} = S_j, \quad j = 1, \dots, s, \\
& && s_l^c, s_u^c, s_l^x, s_u^x \geq 0, \\
& && \dot{y} \in \mathcal{D}^*, \\
& && \bar{S}_j \in \mathcal{S}_+^{r_j}, \quad j = 1, \dots, s.
\end{aligned} \tag{11.18}$$

such that the objective value is strictly positive.

Similarly, a dual infeasibility certificate (11.12) is a feasible solution to

$$\begin{aligned}
& \text{minimize} && c^T x + \langle \bar{C}, \bar{X} \rangle \\
& \text{subject to} && \hat{l}^c \leq Ax + \langle \bar{A}, \bar{X} \rangle \leq \hat{u}^c, \\
& && \hat{l}^x \leq x \leq \hat{u}^x, \\
& && Fx + \langle \bar{F}, \bar{X} \rangle \in \mathcal{D}, \\
& && \bar{X}_j \in \mathcal{S}_+^{r_j}, j = 1, \dots, s
\end{aligned} \tag{11.19}$$

where the modified bounds are as in (11.13) and (11.14) and the objective value is strictly negative.

11.4 Quadratic and Quadratically Constrained Optimization

A convex quadratic and quadratically constrained optimization problem has the form

$$\begin{aligned}
& \text{minimize} && \frac{1}{2} x^T Q^o x + c^T x + c^f \\
& \text{subject to} && l_k^c \leq \frac{1}{2} x^T Q^k x + \sum_{j=0}^{n-1} a_{kj} x_j \leq u_k^c, \quad k = 0, \dots, m-1, \\
& && l_j^x \leq x_j \leq u_j^x, \quad j = 0, \dots, n-1,
\end{aligned} \tag{11.20}$$

where all variables and bounds have the same meaning as for linear problems (see Sec. 11.1) and Q^o and all Q^k are symmetric matrices. Moreover, for convexity, Q^o must be a positive semidefinite matrix and Q^k must satisfy

$$\begin{aligned}
-\infty < l_k^c &\Rightarrow Q^k \text{ is negative semidefinite,} \\
u_k^c < \infty &\Rightarrow Q^k \text{ is positive semidefinite,} \\
-\infty < l_k^c \leq u_k^c < \infty &\Rightarrow Q^k = 0.
\end{aligned}$$

The convexity requirement is very important and **MOSEK** checks whether it is fulfilled.

11.4.1 A Recommendation

Any convex quadratic optimization problem can be reformulated as a conic quadratic optimization problem, see [Modeling Cookbook](#) and [And13]. In fact **MOSEK** does such conversion internally as a part of the solution process for the following reasons:

- the conic optimizer is numerically more robust than the one for quadratic problems.
- the conic optimizer is usually faster because quadratic cones are simpler than quadratic functions, even though the conic reformulation usually has more constraints and variables than the original quadratic formulation.
- it is easy to dualize the conic formulation if deemed worthwhile potentially leading to (huge) computational savings.

However, instead of relying on the automatic reformulation we recommend to formulate the problem as a conic problem from scratch because:

- it saves the computational overhead of the reformulation including the convexity check. A conic problem is convex by construction and hence no convexity check is needed for conic problems.
- usually the modeler can do a better reformulation than the automatic method because the modeler can exploit the knowledge of the problem at hand.

To summarize we recommend to formulate quadratic problems and in particular quadratically constrained problems directly in conic form.

11.4.2 Duality for Quadratic and Quadratically Constrained Optimization

The dual problem corresponding to the quadratic and quadratically constrained optimization problem (11.20) is given by

$$\begin{aligned}
 & \text{maximize} && (l^c)^T s_l^c - (u^c)^T s_u^c + (l^x)^T s_l^x - (u^x)^T s_u^x + \frac{1}{2} x^T \left\{ \sum_{k=0}^{m-1} y_k Q^k - Q^o \right\} x + c^f \\
 & \text{subject to} && A^T y + s_l^x - s_u^x + \left\{ \sum_{k=0}^{m-1} y_k Q^k - Q^o \right\} x = c, \\
 & && -y + s_l^c - s_u^c = 0, \\
 & && s_l^c, s_u^c, s_l^x, s_u^x \geq 0.
 \end{aligned} \tag{11.21}$$

The dual problem is related to the dual problem for linear optimization (see [Sec. 11.1.1](#)), but depends on the variable x which in general can not be eliminated. In the solutions reported by **MOSEK**, the value of x is the same for the primal problem (11.20) and the dual problem (11.21).

11.4.3 Infeasibility for Quadratic Optimization

In case **MOSEK** finds a problem to be infeasible it reports a certificate of infeasibility. We write them out explicitly for quadratic problems, that is when $Q^k = 0$ for all k and quadratic terms appear only in the objective Q^o . In this case the constraints both in the primal and dual problem are linear, and **MOSEK** produces for them the same infeasibility certificate as for linear problems.

The certificate of primal infeasibility is a solution to the problem (11.4) such that the objective value is strictly positive.

The certificate of dual infeasibility is a solution to the problem (11.5) together with an additional constraint

$$Q^o x = 0$$

such that the objective value is strictly negative.

Below is an outline of the different problem types for quick reference.

Continuous problem formulations

- **Linear optimization (LO)**

$$\begin{array}{ll} \text{minimize} & c^T x + c^f \\ \text{subject to} & l^c \leq Ax \leq u^c, \\ & l^x \leq x \leq u^x. \end{array}$$

- **Conic optimization (CO)**

Conic optimization extends linear optimization with *affine conic constraints* (ACC):

$$\begin{array}{ll} \text{minimize} & c^T x + c^f \\ \text{subject to} & l^c \leq Ax \leq u^c, \\ & l^x \leq x \leq u^x, \\ & Fx + g \in \mathcal{D}, \end{array}$$

where \mathcal{D} is a product of domains from Sec. 13.6.

- **Semidefinite optimization (SDO)**

A conic optimization problem can be further extended with *semidefinite variables*:

$$\begin{array}{ll} \text{minimize} & c^T x + \langle \bar{C}, \bar{X} \rangle + c^f \\ \text{subject to} & l^c \leq Ax + \langle \bar{A}, \bar{X} \rangle \leq u^c, \\ & l^x \leq x \leq u^x, \\ & Fx + \langle \bar{F}, \bar{X} \rangle + g \in \mathcal{D}, \\ & \bar{X} \in \mathcal{S}_+, \end{array}$$

where \mathcal{D} is a product of domains from Sec. 13.6 and \mathcal{S}_+ is a product of PSD cones meaning that \bar{X} is a sequence of PSD matrix variables.

- **Quadratic and quadratically constrained optimization (QO, QCQO)**

A quadratic problem or quadratically constrained problem has the form

$$\begin{array}{ll} \text{minimize} & \frac{1}{2}x^T Q^o x + c^T x + c^f \\ \text{subject to} & l^c \leq \frac{1}{2}x^T Q^c x + Ax \leq u^c, \\ & l^x \leq x \leq u^x. \end{array}$$

Mixed-integer extensions

Continuous problems can be extended with constraints requiring the mixed-integer optimizer. We outline them briefly here. The continuous part of a mixed-integer problem is formulated according to one of the continuous types above, however only the primal information and solution fields are relevant, there are no dual values and no infeasibility certificates.

- **Integer variables.** Specifies that a subset of variables take integer values, that is

$$x_I \in \mathbb{Z}$$

for some index set I .

Chapter 12

Optimizers

The most essential part of **MOSEK** are the optimizers:

- *primal simplex* (linear problems),
- *dual simplex* (linear problems),
- *interior-point* (linear, quadratic and conic problems),
- *mixed-integer* (problems with integer variables).

The structure of a successful optimization process is roughly:

- **Presolve**
 1. *Elimination*: Reduce the size of the problem.
 2. *Dualizer*: Choose whether to solve the primal or the dual form of the problem.
 3. *Scaling*: Scale the problem for better numerical stability.
- **Optimization**
 1. *Optimize*: Solve the problem using selected method.
 2. *Terminate*: Stop the optimization when specific termination criteria have been met.
 3. *Report*: Return the solution or an infeasibility certificate.

The preprocessing stage is transparent to the user, but useful to know about for tuning purposes. The purpose of the preprocessing steps is to make the actual optimization more efficient and robust. We discuss the details of the above steps in the following sections.

12.1 Presolve

Before an optimizer actually performs the optimization the problem is preprocessed using the so-called presolve. The purpose of the presolve is to

1. remove redundant constraints,
2. eliminate fixed variables,
3. remove linear dependencies,
4. substitute out (implied) free variables, and
5. reduce the size of the optimization problem in general.

After the presolved problem has been optimized the solution is automatically postsolved so that the returned solution is valid for the original problem. Hence, the presolve is completely transparent. For further details about the presolve phase, please see [AA95] and [AGMeszarosX96].

It is possible to fine-tune the behavior of the presolve or to turn it off entirely. If presolve consumes too much time or memory compared to the reduction in problem size gained it may be disabled. This is done by setting the parameter `MSK_IPAR_PRESOLVE_USE` to `"MSK_PRESOLVE_MODE_OFF"`.

In the following we describe in more detail the presolve applied to continuous, i.e., linear and conic optimization problems, see Sec. 12.2 and Sec. 12.3. The mixed-integer optimizer, Sec. 12.4, applies similar techniques. The two most time-consuming steps of the presolve for continuous optimization problems are

- the eliminator, and
- the linear dependency check.

Therefore, in some cases it is worthwhile to disable one or both of these.

Numerical issues in the presolve

During the presolve the problem is reformulated so that it hopefully solves faster. However, in rare cases the presolved problem may be harder to solve than the original problem. The presolve may also be infeasible although the original problem is not. If it is suspected that presolved problem is much harder to solve than the original, we suggest to first turn the eliminator off by setting the parameter `MSK_IPAR_PRESOLVE_ELIMINATOR_MAX_NUM_TRIES` to 0. If that does not help, then trying to turn entire presolve off may help.

Since all computations are done in finite precision, the presolve employs some tolerances when concluding a variable is fixed or a constraint is redundant. If it happens that **MOSEK** incorrectly concludes a problem is primal or dual infeasible, then it is worthwhile to try to reduce the parameters `MSK_DPAR_PRESOLVE_TOL_X` and `MSK_DPAR_PRESOLVE_TOL_S`. However, if reducing the parameters actually helps then this should be taken as an indication that the problem is badly formulated.

Eliminator

The purpose of the eliminator is to eliminate free and implied free variables from the problem using substitution. For instance, given the constraints

$$\begin{aligned} y &= \sum_j x_j, \\ y, x &\geq 0, \end{aligned}$$

y is an implied free variable that can be substituted out of the problem, if deemed worthwhile. If the eliminator consumes too much time or memory compared to the reduction in problem size gained it may be disabled. This can be done by setting the parameter `MSK_IPAR_PRESOLVE_ELIMINATOR_MAX_NUM_TRIES` to 0. In rare cases the eliminator may cause that the problem becomes much hard to solve.

Linear dependency checker

The purpose of the linear dependency check is to remove linear dependencies among the linear equalities. For instance, the three linear equalities

$$\begin{aligned} x_1 + x_2 + x_3 &= 1, \\ x_1 + 0.5x_2 &= 0.5, \\ 0.5x_2 + x_3 &= 0.5. \end{aligned}$$

contain exactly one linear dependency. This implies that one of the constraints can be dropped without changing the set of feasible solutions. Removing linear dependencies is in general a good idea since it reduces the size of the problem. Moreover, the linear dependencies are likely to introduce numerical problems in the optimization phase. It is best practice to build models without linear dependencies, but that is not always easy for the user to control. If the linear dependencies are removed at the modeling stage, the linear dependency check can safely be disabled by setting the parameter `MSK_IPAR_PRESOLVE_LINDEP_USE` to `"MSK_OFF"`.

Dualizer

All linear, conic, and convex optimization problems have an equivalent dual problem associated with them. **MOSEK** has built-in heuristics to determine if it is more efficient to solve the primal or dual problem. The form (primal or dual) is displayed in the **MOSEK** log and available as an information item from the solver. Should the internal heuristics not choose the most efficient form of the problem it may be worthwhile to set the dualizer manually by setting the parameters:

- `MSK_IPAR_INTPNT_SOLVE_FORM`: In case of the interior-point optimizer.
- `MSK_IPAR_SIM_SOLVE_FORM`: In case of the simplex optimizer.

Note that currently only linear and conic (but not semidefinite) problems may be automatically dualized.

Scaling

Problems containing data with large and/or small coefficients, say $1.0e + 9$ or $1.0e - 7$, are often hard to solve. Significant digits may be truncated in calculations with finite precision, which can result in the optimizer relying on inaccurate data. Since computers work in finite precision, extreme coefficients should be avoided. In general, data around the same *order of magnitude* is preferred, and we will refer to a problem, satisfying this loose property, as being *well-scaled*. If the problem is not well scaled, **MOSEK** will try to scale (multiply) constraints and variables by suitable constants. **MOSEK** solves the scaled problem to improve the numerical properties.

The scaling process is transparent, i.e. the solution to the original problem is reported. It is important to be aware that the optimizer terminates when the termination criterion is met on the scaled problem, therefore significant primal or dual infeasibilities may occur after unscaling for badly scaled problems. The best solution of this issue is to reformulate the problem, making it better scaled.

By default **MOSEK** heuristically chooses a suitable scaling. The scaling for interior-point and simplex optimizers can be controlled with the parameters `MSK_IPAR_INTPNT_SCALING` and `MSK_IPAR_SIM_SCALING` respectively.

12.2 Linear Optimization

12.2.1 Optimizer Selection

Two different types of optimizers are available for linear problems: The default is an interior-point method, and the alternative is the simplex method (primal or dual). The optimizer can be selected using the parameter `MSK_IPAR_OPTIMIZER`.

The Interior-point or the Simplex Optimizer?

Given a linear optimization problem, which optimizer is the best: the simplex or the interior-point optimizer? It is impossible to provide a general answer to this question. However, the interior-point optimizer behaves more predictably: it tends to use between 20 and 100 iterations, almost independently of problem size, but cannot perform warm-start. On the other hand the simplex method can take advantage of an initial solution, but is less predictable from cold-start. The interior-point optimizer is used by default.

The Primal or the Dual Simplex Variant?

MOSEK provides both a primal and a dual simplex optimizer. Predicting which simplex optimizer is faster is impossible, however, in recent years the dual optimizer has seen several algorithmic and computational improvements, which, in our experience, make it faster on average than the primal version. Still, it depends much on the problem structure and size. Setting the `MSK_IPAR_OPTIMIZER` parameter to `"MSK_OPTIMIZER_FREE_SIMPLEX"` instructs **MOSEK** to choose one of the simplex variants automatically.

To summarize, if you want to know which optimizer is faster for a given problem type, it is best to try all the options.

12.2.2 The Interior-point Optimizer

The purpose of this section is to provide information about the algorithm employed in the **MOSEK** interior-point optimizer for linear problems and about its termination criteria.

The homogeneous primal-dual problem

In order to keep the discussion simple it is assumed that **MOSEK** solves linear optimization problems of standard form

$$\begin{aligned} \text{minimize} \quad & c^T x \\ \text{subject to} \quad & Ax = b, \\ & x \geq 0. \end{aligned} \tag{12.1}$$

This is in fact what happens inside **MOSEK**; for efficiency reasons **MOSEK** converts the problem to standard form before solving, then converts it back to the input form when reporting the solution.

Since it is not known beforehand whether problem (12.1) has an optimal solution, is primal infeasible or is dual infeasible, the optimization algorithm must deal with all three situations. This is the reason why **MOSEK** solves the so-called homogeneous model

$$\begin{aligned} Ax - b\tau &= 0, \\ A^T y + s - c\tau &= 0, \\ -c^T x + b^T y - \kappa &= 0, \\ x, s, \tau, \kappa &\geq 0, \end{aligned} \tag{12.2}$$

where y and s correspond to the dual variables in (12.1), and τ and κ are two additional scalar variables. Note that the homogeneous model (12.2) always has solution since

$$(x, y, s, \tau, \kappa) = (0, 0, 0, 0, 0)$$

is a solution, although not a very interesting one. Any solution

$$(x^*, y^*, s^*, \tau^*, \kappa^*)$$

to the homogeneous model (12.2) satisfies

$$x_j^* s_j^* = 0 \text{ and } \tau^* \kappa^* = 0.$$

Moreover, there is always a solution that has the property $\tau^* + \kappa^* > 0$.

First, assume that $\tau^* > 0$. It follows that

$$\begin{aligned} A \frac{x^*}{\tau^*} &= b, \\ A^T \frac{y^*}{\tau^*} + \frac{s^*}{\tau^*} &= c, \\ -c^T \frac{x^*}{\tau^*} + b^T \frac{y^*}{\tau^*} &= 0, \\ x^*, s^*, \tau^*, \kappa^* &\geq 0. \end{aligned}$$

This shows that $\frac{x^*}{\tau^*}$ is a primal optimal solution and $(\frac{y^*}{\tau^*}, \frac{s^*}{\tau^*})$ is a dual optimal solution; this is reported as the optimal interior-point solution since

$$(x, y, s) = \left\{ \frac{x^*}{\tau^*}, \frac{y^*}{\tau^*}, \frac{s^*}{\tau^*} \right\}$$

is a primal-dual optimal solution (see [Sec. 11.1](#) for the mathematical background on duality and optimality).

On other hand, if $\kappa^* > 0$ then

$$\begin{aligned} Ax^* &= 0, \\ A^T y^* + s^* &= 0, \\ -c^T x^* + b^T y^* &= \kappa^*, \\ x^*, s^*, \tau^*, \kappa^* &\geq 0. \end{aligned}$$

This implies that at least one of

$$c^T x^* < 0 \quad (12.3)$$

or

$$b^T y^* > 0 \quad (12.4)$$

is satisfied. If (12.3) is satisfied then x^* is a certificate of dual infeasibility, whereas if (12.4) is satisfied then y^* is a certificate of primal infeasibility.

In summary, by computing an appropriate solution to the homogeneous model, all information required for a solution to the original problem is obtained. A solution to the homogeneous model can be computed using a primal-dual interior-point algorithm [And09].

Interior-point Termination Criterion

For efficiency reasons it is not practical to solve the homogeneous model exactly. Hence, an exact optimal solution or an exact infeasibility certificate cannot be computed and a reasonable termination criterion has to be employed.

In the k -th iteration of the interior-point algorithm a trial solution

$$(x^k, y^k, s^k, \tau^k, \kappa^k)$$

to homogeneous model is generated, where

$$x^k, s^k, \tau^k, \kappa^k > 0.$$

Optimal case

Whenever the trial solution satisfies the criterion

$$\begin{aligned} \left\| A \frac{x^k}{\tau^k} - b \right\|_{\infty} &\leq \epsilon_p (1 + \|b\|_{\infty}), \\ \left\| A^T \frac{y^k}{\tau^k} + \frac{s^k}{\tau^k} - c \right\|_{\infty} &\leq \epsilon_d (1 + \|c\|_{\infty}), \text{ and} \\ \min \left(\frac{(x^k)^T s^k}{(\tau^k)^2}, \left| \frac{c^T x^k}{\tau^k} - \frac{b^T y^k}{\tau^k} \right| \right) &\leq \epsilon_g \max \left(1, \frac{\min(|c^T x^k|, |b^T y^k|)}{\tau^k} \right), \end{aligned} \quad (12.5)$$

the interior-point optimizer is terminated and

$$\frac{(x^k, y^k, s^k)}{\tau^k}$$

is reported as the primal-dual optimal solution. The interpretation of (12.5) is that the optimizer is terminated if

- $\frac{x^k}{\tau^k}$ is approximately primal feasible,
- $\left\{ \frac{y^k}{\tau^k}, \frac{s^k}{\tau^k} \right\}$ is approximately dual feasible, and
- the duality gap is almost zero.

Dual infeasibility certificate

On the other hand, if the trial solution satisfies

$$-\epsilon_i c^T x^k > \frac{\|c\|_{\infty}}{\max(1, \|b\|_{\infty})} \|Ax^k\|_{\infty}$$

then the problem is declared dual infeasible and x^k is reported as a certificate of dual infeasibility. The motivation for this stopping criterion is as follows: First assume that $\|Ax^k\|_{\infty} = 0$; then x^k is an exact certificate of dual infeasibility. Next assume that this is not the case, i.e.

$$\|Ax^k\|_{\infty} > 0,$$

and define

$$\bar{x} := \epsilon_i \frac{\max(1, \|b\|_\infty)}{\|Ax^k\|_\infty \|c\|_\infty} x^k.$$

It is easy to verify that

$$\|A\bar{x}\|_\infty = \epsilon_i \frac{\max(1, \|b\|_\infty)}{\|c\|_\infty} \text{ and } -c^T \bar{x} > 1,$$

which shows \bar{x} is an approximate certificate of dual infeasibility, where ϵ_i controls the quality of the approximation. A smaller value means a better approximation.

Primal infeasibility certificate

Finally, if

$$\epsilon_i b^T y^k > \frac{\|b\|_\infty}{\max(1, \|c\|_\infty)} \|A^T y^k + s^k\|_\infty$$

then y^k is reported as a certificate of primal infeasibility.

Adjusting optimality criteria

It is possible to adjust the tolerances ϵ_p , ϵ_d , ϵ_g and ϵ_i using parameters; see table for details.

Table 12.1: Parameters employed in termination criterion

Tolerance	Parameter name
ϵ_p	<i>MSK_DPAR_INTPNT_TOL_PFEAS</i>
ϵ_d	<i>MSK_DPAR_INTPNT_TOL_DFEAS</i>
ϵ_g	<i>MSK_DPAR_INTPNT_TOL_REL_GAP</i>
ϵ_i	<i>MSK_DPAR_INTPNT_TOL_INFEAS</i>

The default values of the termination tolerances are chosen such that for a majority of problems appearing in practice it is not possible to achieve much better accuracy. Therefore, tightening the tolerances usually is not worthwhile. However, an inspection of (12.5) reveals that the quality of the solution depends on $\|b\|_\infty$ and $\|c\|_\infty$; the smaller the norms are, the better the solution accuracy.

The interior-point method as implemented by **MOSEK** will converge toward optimality and primal and dual feasibility at the same rate [And09]. This means that if the optimizer is stopped prematurely then it is very unlikely that either the primal or dual solution is feasible. Another consequence is that in most cases all the tolerances, ϵ_p , ϵ_d , ϵ_g and ϵ_i , have to be relaxed together to achieve an effect.

The basis identification discussed in Sec. 12.2.2 requires an optimal solution to work well; hence basis identification should be turned off if the termination criterion is relaxed.

To conclude the discussion in this section, relaxing the termination criterion is usually not worthwhile.

Basis Identification

An interior-point optimizer does not return an optimal basic solution unless the problem has a unique primal and dual optimal solution. Therefore, the interior-point optimizer has an optional post-processing step that computes an optimal basic solution starting from the optimal interior-point solution. More information about the basis identification procedure may be found in [AY96]. In the following we provide an overall idea of the procedure.

There are some cases in which a basic solution could be more valuable:

- a basic solution is often more accurate than an interior-point solution,
- a basic solution can be used to warm-start the simplex algorithm in case of reoptimization,
- a basic solution is in general more sparse, i.e. more variables are fixed to zero. This is particularly appealing when solving continuous relaxations of mixed integer problems, as well as in all applications in which sparser solutions are preferred.

To illustrate how the basis identification routine works, we use the following trivial example:

$$\begin{aligned} & \text{minimize} && x + y \\ & \text{subject to} && x + y = 1, \\ & && x, y \geq 0. \end{aligned}$$

It is easy to see that all feasible solutions are also optimal. In particular, there are two basic solutions, namely

$$\begin{aligned} (x_1^*, y_1^*) &= (1, 0), \\ (x_2^*, y_2^*) &= (0, 1). \end{aligned}$$

The interior point algorithm will actually converge to the center of the optimal set, i.e. to $(x^*, y^*) = (1/2, 1/2)$ (to see this in **MOSEK** deactivate *Presolve*).

In practice, when the algorithm gets close to the optimal solution, it is possible to construct in polynomial time an initial basis for the simplex algorithm from the current interior point solution. This basis is used to warm-start the simplex algorithm that will provide the optimal basic solution. In most cases the constructed basis is optimal, or very few iterations are required by the simplex algorithm to make it optimal and hence the final *clean-up* phase be short. However, for some cases of ill-conditioned problems the additional simplex clean up phase may take of lot a time.

By default **MOSEK** performs a basis identification. However, if a basic solution is not needed, the basis identification procedure can be turned off. The parameters

- `MSK_IPAR_INTPNT_BASIS`,
- `MSK_IPAR_BI_IGNORE_MAX_ITER`, and
- `MSK_IPAR_BI_IGNORE_NUM_ERROR`

control when basis identification is performed.

The type of simplex algorithm to be used (primal/dual) can be tuned with the parameter `MSK_IPAR_BI_CLEAN_OPTIMIZER`, and the maximum number of iterations can be set with `MSK_IPAR_BI_MAX_ITERATIONS`.

Finally, it should be mentioned that there is no guarantee on which basic solution will be returned.

The Interior-point Log

Below is a typical log output from the interior-point optimizer:

```
Optimizer - threads                : 1
Optimizer - solved problem         : the dual
Optimizer - Constraints             : 2
Optimizer - Cones                  : 0
Optimizer - Scalar variables       : 6          conic          : 0
Optimizer - Semi-definite variables: 0          scalarized       : 0
Factor    - setup time             : 0.00       dense det. time  : 0.00
Factor    - ML order time          : 0.00       GP order time    : 0.00
Factor    - nonzeros before factor : 3          after factor     : 3
Factor    - dense dim.            : 0          flops            : 7.
↪00e+001
ITE PFEAS   DFEAS   GFEAS   PRSTATUS   POBJ           DOBJ           MU           ↪
↪ TIME
0   1.0e+000 8.6e+000 6.1e+000 1.00e+000 0.000000000e+000 -2.208000000e+003 1.
↪0e+000 0.00
1   1.1e+000 2.5e+000 1.6e-001 0.00e+000 -7.901380925e+003 -7.394611417e+003 2.
↪5e+000 0.00
2   1.4e-001 3.4e-001 2.1e-002 8.36e-001 -8.113031650e+003 -8.055866001e+003 3.3e-
↪001 0.00
3   2.4e-002 5.8e-002 3.6e-003 1.27e+000 -7.777530698e+003 -7.766471080e+003 5.7e-
↪002 0.01
```

(continues on next page)

(continued from previous page)

```
4  1.3e-004 3.2e-004 2.0e-005 1.08e+000 -7.668323435e+003 -7.668207177e+003 3.2e-
↪004 0.01
5  1.3e-008 3.2e-008 2.0e-009 1.00e+000 -7.668000027e+003 -7.668000015e+003 3.2e-
↪008 0.01
6  1.3e-012 3.2e-012 2.0e-013 1.00e+000 -7.667999994e+003 -7.667999994e+003 3.2e-
↪012 0.01
```

The first line displays the number of threads used by the optimizer and the second line indicates if the optimizer chose to solve the primal or dual problem (see `MSK_IPAR_INTPNT_SOLVE_FORM`). The next lines display the problem dimensions as seen by the optimizer, and the `Factor...` lines show various statistics. This is followed by the iteration log.

Using the same notation as in [Sec. 12.2.2](#) the columns of the iteration log have the following meaning:

- ITE: Iteration index k .
- PFEAS: $\|Ax^k - b\tau^k\|_\infty$. The numbers in this column should converge monotonically towards zero but may stall at low level due to rounding errors.
- DFEAS: $\|A^T y^k + s^k - c\tau^k\|_\infty$. The numbers in this column should converge monotonically towards zero but may stall at low level due to rounding errors.
- GFEAS: $|-c^T x^k + b^T y^k - \kappa^k|$. The numbers in this column should converge monotonically towards zero but may stall at low level due to rounding errors.
- PRSTATUS: This number converges to 1 if the problem has an optimal solution whereas it converges to -1 if that is not the case.
- POBJ: $c^T x^k / \tau^k$. An estimate for the primal objective value.
- DOBJ: $b^T y^k / \tau^k$. An estimate for the dual objective value.
- MU: $\frac{(x^k)^T s^k + \tau^k \kappa^k}{n+1}$. The numbers in this column should always converge to zero.
- TIME: Time spent since the optimization started.

12.2.3 The Simplex Optimizer

An alternative to the interior-point optimizer is the simplex optimizer. The simplex optimizer uses a different method that allows exploiting an initial guess for the optimal solution to reduce the solution time. Depending on the problem it may be faster or slower to use an initial guess; see [Sec. 12.2.1](#) for a discussion. **MOSEK** provides both a primal and a dual variant of the simplex optimizer.

Simplex Termination Criterion

The simplex optimizer terminates when it finds an optimal basic solution or an infeasibility certificate. A basic solution is optimal when it is primal and dual feasible; see [Sec. 11.1](#) for a definition of the primal and dual problem. Due to the fact that computations are performed in finite precision **MOSEK** allows violations of primal and dual feasibility within certain tolerances. The user can control the allowed primal and dual tolerances with the parameters `MSK_DPAR_BASIS_TOL_X` and `MSK_DPAR_BASIS_TOL_S`.

Setting the parameter `MSK_IPAR_OPTIMIZER` to `"MSK_OPTIMIZER_FREE_SIMPLEX"` instructs **MOSEK** to select automatically between the primal and the dual simplex optimizers. Hence, **MOSEK** tries to choose the best optimizer for the given problem and the available solution. The same parameter can also be used to force one of the variants.

Starting From an Existing Solution

When using the simplex optimizer it may be possible to reuse an existing solution and thereby reduce the solution time significantly. When a simplex optimizer starts from an existing solution it is said to perform a *warm-start*. If the user is solving a sequence of optimization problems by solving the problem, making modifications, and solving again, **MOSEK** will warm-start automatically.

By default **MOSEK** uses presolve when performing a warm-start. If the optimizer only needs very few iterations to find the optimal solution it may be better to turn off the presolve.

Numerical Difficulties in the Simplex Optimizers

Though **MOSEK** is designed to minimize numerical instability, completely avoiding it is impossible when working in finite precision. **MOSEK** treats a “numerically unexpected behavior” event inside the optimizer as a *set-back*. The user can define how many set-backs the optimizer accepts; if that number is exceeded, the optimization will be aborted. Set-backs are a way to escape long sequences where the optimizer tries to recover from an unstable situation.

Examples of set-backs are: repeated singularities when factorizing the basis matrix, repeated loss of feasibility, degeneracy problems (no progress in objective) and other events indicating numerical difficulties. If the simplex optimizer encounters a lot of set-backs the problem is usually badly scaled; in such a situation try to reformulate it into a better scaled problem. Then, if a lot of set-backs still occur, trying one or more of the following suggestions may be worthwhile:

- Raise tolerances for allowed primal or dual feasibility: increase the value of
 - `MSK_DPAR_BASIS_TOL_X`, and
 - `MSK_DPAR_BASIS_TOL_S`.
- Raise or lower pivot tolerance: Change the `MSK_DPAR_SIMPLEX_ABS_TOL_PIV` parameter.
- Switch optimizer: Try another optimizer.
- Switch off crash: Set both `MSK_IPAR_SIM_PRIMAL_CRASH` and `MSK_IPAR_SIM_DUAL_CRASH` to 0.
- Experiment with other pricing strategies: Try different values for the parameters
 - `MSK_IPAR_SIM_PRIMAL_SELECTION` and
 - `MSK_IPAR_SIM_DUAL_SELECTION`.
- If you are using warm-starts, in rare cases switching off this feature may improve stability. This is controlled by the `MSK_IPAR_SIM_HOTSTART` parameter.
- Increase maximum number of set-backs allowed controlled by `MSK_IPAR_SIM_MAX_NUM_SETBACKS`.
- If the problem repeatedly becomes infeasible try switching off the special degeneracy handling. See the parameter `MSK_IPAR_SIM_DEGEN` for details.

The Simplex Log

Below is a typical log output from the simplex optimizer:

Optimizer	- solved problem	:	the primal			
Optimizer	- Constraints	:	667			
Optimizer	- Scalar variables	:	1424	conic		: 0
Optimizer	- hotstart	:	no			
ITER	DEGITER(%)	PFEAS	DFEAS	POBJ	DOBJ	␣
↔	TIME	TOTTIME				
0	0.00	1.43e+05	NA	6.5584140832e+03	NA	␣
↔	0.00	0.02				
1000	1.10	0.00e+00	NA	1.4588289726e+04	NA	␣
↔	0.13	0.14				
2000	0.75	0.00e+00	NA	7.3705564855e+03	NA	␣

(continues on next page)

(continued from previous page)

↩	0.21	0.22					
3000	0.67		0.00e+00	NA	6.0509727712e+03	NA	⌋
↩	0.29	0.31					
4000	0.52		0.00e+00	NA	5.5771203906e+03	NA	⌋
↩	0.38	0.39					
4533	0.49		0.00e+00	NA	5.5018458883e+03	NA	⌋
↩	0.42	0.44					

The first lines summarize the problem the optimizer is solving. This is followed by the iteration log, with the following meaning:

- **ITER**: Number of iterations.
- **DEGITER(%)**: Ratio of degenerate iterations.
- **PFEAS**: Primal feasibility measure reported by the simplex optimizer. The numbers should be 0 if the problem is primal feasible (when the primal variant is used).
- **DFEAS**: Dual feasibility measure reported by the simplex optimizer. The number should be 0 if the problem is dual feasible (when the dual variant is used).
- **POBJ**: An estimate for the primal objective value (when the primal variant is used).
- **DOBJ**: An estimate for the dual objective value (when the dual variant is used).
- **TIME**: Time spent since this instance of the simplex optimizer was invoked (in seconds).
- **TOTTIME**: Time spent since optimization started (in seconds).

12.3 Conic Optimization - Interior-point optimizer

For conic optimization problems only an interior-point type optimizer is available. The same optimizer is used for quadratic optimization problems which are internally reformulated to conic form.

12.3.1 The homogeneous primal-dual problem

The interior-point optimizer is an implementation of the so-called homogeneous and self-dual algorithm. For a detailed description of the algorithm, please see [ART03]. In order to keep our discussion simple we will assume that **MOSEK** solves a conic optimization problem of the form:

$$\begin{aligned} & \text{minimize} && c^T x \\ & \text{subject to} && Ax = b, \\ & && x \in \mathcal{K} \end{aligned} \tag{12.6}$$

where K is a convex cone. The corresponding dual problem is

$$\begin{aligned} & \text{maximize} && b^T y \\ & \text{subject to} && A^T y + s = c, \\ & && s \in \mathcal{K}^* \end{aligned} \tag{12.7}$$

where \mathcal{K}^* is the dual cone of \mathcal{K} . See Sec. 11.2 for definitions.

Since it is not known beforehand whether problem (12.6) has an optimal solution, is primal infeasible or is dual infeasible, the optimization algorithm must deal with all three situations. This is the reason that **MOSEK** solves the so-called homogeneous model

$$\begin{aligned} Ax - b\tau &= 0, \\ A^T y + s - c\tau &= 0, \\ -c^T x + b^T y - \kappa &= 0, \\ x &\in \mathcal{K}, \\ s &\in \mathcal{K}^*, \\ \tau, \kappa &\geq 0, \end{aligned} \tag{12.8}$$

where y and s correspond to the dual variables in (12.6), and τ and κ are two additional scalar variables. Note that the homogeneous model (12.8) always has a solution since

$$(x, y, s, \tau, \kappa) = (0, 0, 0, 0, 0)$$

is a solution, although not a very interesting one. Any solution

$$(x^*, y^*, s^*, \tau^*, \kappa^*)$$

to the homogeneous model (12.8) satisfies

$$(x^*)^T s^* + \tau^* \kappa^* = 0$$

i.e. complementarity. Observe that $x^* \in \mathcal{K}$ and $s^* \in \mathcal{K}^*$ implies

$$(x^*)^T s^* \geq 0$$

and therefore

$$\tau^* \kappa^* = 0.$$

since $\tau^*, \kappa^* \geq 0$. Hence, at least one of τ^* and κ^* is zero.

First, assume that $\tau^* > 0$ and hence $\kappa^* = 0$. It follows that

$$\begin{aligned} A \frac{x^*}{\tau^*} &= b, \\ A^T \frac{y^*}{\tau^*} + \frac{s^*}{\tau^*} &= c, \\ -c^T \frac{x^*}{\tau^*} + b^T \frac{y^*}{\tau^*} &= 0, \\ x^*/\tau^* &\in \mathcal{K}, \\ s^*/\tau^* &\in \mathcal{K}^*. \end{aligned}$$

This shows that $\frac{x^*}{\tau^*}$ is a primal optimal solution and $(\frac{y^*}{\tau^*}, \frac{s^*}{\tau^*})$ is a dual optimal solution; this is reported as the optimal interior-point solution since

$$(x, y, s) = \left(\frac{x^*}{\tau^*}, \frac{y^*}{\tau^*}, \frac{s^*}{\tau^*} \right)$$

is a primal-dual optimal solution.

On other hand, if $\kappa^* > 0$ then

$$\begin{aligned} Ax^* &= 0, \\ A^T y^* + s^* &= 0, \\ -c^T x^* + b^T y^* &= \kappa^*, \\ x^* &\in \mathcal{K}, \\ s^* &\in \mathcal{K}^*. \end{aligned}$$

This implies that at least one of

$$c^T x^* < 0 \tag{12.9}$$

or

$$b^T y^* > 0 \tag{12.10}$$

holds. If (12.9) is satisfied, then x^* is a certificate of dual infeasibility, whereas if (12.10) holds then y^* is a certificate of primal infeasibility.

In summary, by computing an appropriate solution to the homogeneous model, all information required for a solution to the original problem is obtained. A solution to the homogeneous model can be computed using a primal-dual interior-point algorithm [And09].

12.3.2 Interior-point Termination Criterion

Since computations are performed in finite precision, and for efficiency reasons, it is not possible to solve the homogeneous model exactly in general. Hence, an exact optimal solution or an exact infeasibility certificate cannot be computed and a reasonable termination criterion has to be employed.

In every iteration k of the interior-point algorithm a trial solution

$$(x^k, y^k, s^k, \tau^k, \kappa^k)$$

to the homogeneous model is generated, where

$$x^k \in \mathcal{K}, s^k \in \mathcal{K}^*, \tau^k, \kappa^k > 0.$$

Therefore, it is possible to compute the values:

$$\begin{aligned} \rho_p^k &= \arg \min_{\rho} \left\{ \rho \mid \left\| A \frac{x^k}{\tau^k} - b \right\|_{\infty} \leq \rho \varepsilon_p (1 + \|b\|_{\infty}) \right\}, \\ \rho_d^k &= \arg \min_{\rho} \left\{ \rho \mid \left\| A^T \frac{y^k}{\tau^k} + \frac{s^k}{\tau^k} - c \right\|_{\infty} \leq \rho \varepsilon_d (1 + \|c\|_{\infty}) \right\}, \\ \rho_g^k &= \arg \min_{\rho} \left\{ \rho \mid \left(\frac{(x^k)^T s^k}{(\tau^k)^2}, \left| \frac{c^T x^k}{\tau^k} - \frac{b^T y^k}{\tau^k} \right| \right) \leq \rho \varepsilon_g \max \left(1, \frac{\min(|c^T x^k|, |b^T y^k|)}{\tau^k} \right) \right\}, \\ \rho_{pi}^k &= \arg \min_{\rho} \left\{ \rho \mid \left\| A^T y^k + s^k \right\|_{\infty} \leq \rho \varepsilon_i b^T y^k, b^T y^k > 0 \right\} \text{ and} \\ \rho_{di}^k &= \arg \min_{\rho} \left\{ \rho \mid \left\| Ax^k \right\|_{\infty} \leq -\rho \varepsilon_i c^T x^k, c^T x^k < 0 \right\}. \end{aligned}$$

Note $\varepsilon_p, \varepsilon_d, \varepsilon_g$ and ε_i are nonnegative user specified tolerances.

Optimal Case

Observe ρ_p^k measures how far x^k/τ^k is from being a good approximate primal feasible solution. Indeed if $\rho_p^k \leq 1$, then

$$\left\| A \frac{x^k}{\tau^k} - b \right\|_{\infty} \leq \varepsilon_p (1 + \|b\|_{\infty}). \quad (12.11)$$

This shows the violations in the primal equality constraints for the solution x^k/τ^k is small compared to the size of b given ε_p is small.

Similarly, if $\rho_d^k \leq 1$, then $(y^k, s^k)/\tau^k$ is an approximate dual feasible solution. If in addition $\rho_g \leq 1$, then the solution $(x^k, y^k, s^k)/\tau^k$ is approximate optimal because the associated primal and dual objective values are almost identical.

In other words if $\max(\rho_p^k, \rho_d^k, \rho_g^k) \leq 1$, then

$$\frac{(x^k, y^k, s^k)}{\tau^k}$$

is an approximate optimal solution.

Dual Infeasibility Certificate

Next assume that $\rho_{di}^k \leq 1$ and hence

$$\left\| Ax^k \right\|_{\infty} \leq -\varepsilon_i c^T x^k \text{ and } -c^T x^k > 0$$

holds. Now in this case the problem is declared dual infeasible and x^k is reported as a certificate of dual infeasibility. The motivation for this stopping criterion is as follows. Let

$$\bar{x} := \frac{x^k}{-c^T x^k}$$

and it is easy to verify that

$$\|A\bar{x}\|_{\infty} \leq \varepsilon_i \text{ and } c^T \bar{x} = -1$$

which shows \bar{x} is an approximate certificate of dual infeasibility, where ε_i controls the quality of the approximation.

Primal Infeasibility Certificate

Next assume that $\rho_{pi}^k \leq 1$ and hence

$$\|A^T y^k + s^k\|_\infty \leq \varepsilon_i b^T y^k \text{ and } b^T y^k > 0$$

holds. Now in this case the problem is declared primal infeasible and (y^k, s^k) is reported as a certificate of primal infeasibility. The motivation for this stopping criterion is as follows. Let

$$\bar{y} := \frac{y^k}{b^T y^k} \text{ and } \bar{s} := \frac{s^k}{b^T y^k}$$

and it is easy to verify that

$$\|A^T \bar{y} + \bar{s}\|_\infty \leq \varepsilon_i \text{ and } b^T \bar{y} = 1$$

which shows (y^k, s^k) is an approximate certificate of dual infeasibility, where ε_i controls the quality of the approximation.

12.3.3 Adjusting optimality criteria

It is possible to adjust the tolerances ε_p , ε_d , ε_g and ε_i using parameters; see the next table for details. Note that although this section discusses the conic optimizer, if the problem was originally input as a quadratic or quadratically constrained optimization problem then the parameter names that apply are those from the third column (with infix **QO** instead of **CO**).

Table 12.2: Parameters employed in termination criterion

ToleranceParameter	Name (for conic problems)	Name (for quadratic problems)
ε_p	<i>MSK_DPAR_INTPNT_CO_TOL_PFEAS</i>	<i>MSK_DPAR_INTPNT_QO_TOL_PFEAS</i>
ε_d	<i>MSK_DPAR_INTPNT_CO_TOL_DFEAS</i>	<i>MSK_DPAR_INTPNT_QO_TOL_DFEAS</i>
ε_g	<i>MSK_DPAR_INTPNT_CO_TOL_REL_GAP</i>	<i>MSK_DPAR_INTPNT_QO_TOL_REL_GAP</i>
ε_i	<i>MSK_DPAR_INTPNT_CO_TOL_INFEAS</i>	<i>MSK_DPAR_INTPNT_QO_TOL_INFEAS</i>

The default values of the termination tolerances are chosen such that for a majority of problems appearing in practice it is not possible to achieve much better accuracy. Therefore, tightening the tolerances usually is not worthwhile. However, an inspection of (12.11) reveals that the quality of the solution depends on $\|b\|_\infty$ and $\|c\|_\infty$; the smaller the norms are, the better the solution accuracy.

The interior-point method as implemented by **MOSEK** will converge toward optimality and primal and dual feasibility at the same rate [And09]. This means that if the optimizer is stopped prematurely then it is very unlikely that either the primal or dual solution is feasible. Another consequence is that in most cases all the tolerances, ε_p , ε_d , ε_g and ε_i , have to be relaxed together to achieve an effect.

If the optimizer terminates without locating a solution that satisfies the termination criteria, for example because of a stall or other numerical issues, then it will check if the solution found up to that point satisfies the same criteria with all tolerances multiplied by the value of *MSK_DPAR_INTPNT_CO_TOL_NEAR_REL*. If this is the case, the solution is still declared as optimal.

To conclude the discussion in this section, relaxing the termination criterion is usually not worthwhile.

12.3.4 The Interior-point Log

Below is a typical log output from the interior-point optimizer:

```

Optimizer - threads                : 20
Optimizer - solved problem         : the primal
Optimizer - Constraints             : 1
Optimizer - Cones                  : 2
Optimizer - Scalar variables       : 6          conic           : 6
Optimizer - Semi-definite variables: 0          scalarized        : 0
Factor   - setup time              : 0.00      dense det. time   : 0.00

```

(continues on next page)

(continued from previous page)

Factor	- ML order time	: 0.00	GP order time	: 0.00				
Factor	- nonzeros before factor	: 1	after factor	: 1				
Factor	- dense dim.	: 0	flops	: 1.				
↪ 70e+01								
ITE	PFEAS	DFEAS	GFEAS	PRSTATUS	POBJ	DOBJ	MU	▬
↪ TIME								
0	1.0e+00	2.9e-01	3.4e+00	0.00e+00	2.414213562e+00	0.000000000e+00	1.0e+00	▬
↪ 0.01								
1	2.7e-01	7.9e-02	2.2e+00	8.83e-01	6.969257574e-01	-9.685901771e-03	2.7e-01	▬
↪ 0.01								
2	6.5e-02	1.9e-02	1.2e+00	1.16e+00	7.606090061e-01	6.046141322e-01	6.5e-02	▬
↪ 0.01								
3	1.7e-03	5.0e-04	2.2e-01	1.12e+00	7.084385672e-01	7.045122560e-01	1.7e-03	▬
↪ 0.01								
4	1.4e-08	4.2e-09	4.9e-08	1.00e+00	7.071067941e-01	7.071067599e-01	1.4e-08	▬
↪ 0.01								

The first line displays the number of threads used by the optimizer and the second line indicates if the optimizer chose to solve the primal or dual problem (see *MSK_IPAR_INTPNT_SOLVE_FORM*). The next lines display the problem dimensions as seen by the optimizer, and the `Factor...` lines show various statistics. This is followed by the iteration log.

Using the same notation as in [Sec. 12.3.1](#) the columns of the iteration log have the following meaning:

- **ITE**: Iteration index k .
- **PFEAS**: $\|Ax^k - b\tau^k\|_\infty$. The numbers in this column should converge monotonically towards zero but may stall at low level due to rounding errors.
- **DFEAS**: $\|A^T y^k + s^k - c\tau^k\|_\infty$. The numbers in this column should converge monotonically towards zero but may stall at low level due to rounding errors.
- **GFEAS**: $|-c^T x^k + b^T y^k - \kappa^k|$. The numbers in this column should converge monotonically towards zero but may stall at low level due to rounding errors.
- **PRSTATUS**: This number converges to 1 if the problem has an optimal solution whereas it converges to -1 if that is not the case.
- **POBJ**: $c^T x^k / \tau^k$. An estimate for the primal objective value.
- **DOBJ**: $b^T y^k / \tau^k$. An estimate for the dual objective value.
- **MU**: $\frac{(x^k)^T s^k + \tau^k \kappa^k}{n+1}$. The numbers in this column should always converge to zero.
- **TIME**: Time spent since the optimization started (in seconds).

12.4 The Optimizer for Mixed-Integer Problems

Solving optimization problems where one or more of the variables are constrained to be integer valued is called Mixed-Integer Optimization (MIO). For an introduction to model building with integer variables, the reader is recommended to consult the **MOSEK Modeling Cookbook**, and for further reading we highlight textbooks such as [\[Wol98\]](#) or [\[CCornuejolsZ14\]](#).

MOSEK can perform mixed-integer

- linear (MILO),
- quadratic (MIQO) and quadratically constrained (MIQCQO), and
- conic (MICO)

optimization, except for mixed-integer semidefinite problems.

By default the mixed-integer optimizer is run-to-run deterministic. This means that if a problem is solved twice on the same computer with identical parameter settings and no time limit, then the obtained solutions will be identical. The mixed-integer optimizer is parallelized, i.e., it can exploit multiple cores during the optimization.

In practice, it often happens that the integer variables in MIO problems are actually binary variables, taking values in $\{0, 1\}$, leading to Mixed- or pure binary problems. In the general setting however, an integer variable may have arbitrary lower and upper bounds.

12.4.1 Branch-and-Bound

In order to succeed in solving mixed-integer problems, it can be useful to have a basic understanding of the underlying solution algorithms. The most important concept in this regard is arguably the so-called Branch-and-Bound algorithm, employed also by **MOSEK**. The more experienced reader may skip this section and advance directly to [Sec. 12.4.2](#).

In order to comprehend Branch-and-Bound, the concept of a *relaxation* is important. Consider for example a mixed-integer linear optimization problem of minimization type

$$\begin{aligned} z^* = \quad & \text{minimize} && c^T x \\ & \text{subject to} && Ax = b \\ & && x \geq 0 \\ & && x_j \in \mathbb{Z}, \quad \forall j \in \mathcal{J}. \end{aligned} \tag{12.12}$$

It has the continuous relaxation

$$\begin{aligned} \underline{z} = \quad & \text{minimize} && c^T x \\ & \text{subject to} && Ax = b \\ & && x \geq 0, \end{aligned} \tag{12.13}$$

simply obtained by ignoring the integrality restrictions. The first step in Branch-and-Bound is to solve this so-called *root relaxation*, which is a continuous optimization problem. Since (12.13) is less constrained than (12.12), one certainly gets

$$\underline{z} \leq z^*,$$

and \underline{z} is therefore called the *objective bound*: it bounds the optimal objective value from below.

After the solution of the root relaxation, in the most likely outcome there will be one or more integer constrained variables with fractional values, i.e., violating the integrality constraints. Branch-and-Bound now takes such a variable, $x_j = f_j \in \mathbb{R} \setminus \mathbb{Z}$ with $j \in \mathcal{J}$, say, and creates two branches leading to relaxations with the additional constraint $x_j \leq \lfloor f_j \rfloor$ or $x_j \geq \lceil f_j \rceil$, respectively. The intuitive idea here is to exclude the undesired fractional value from the outcomes in the two created branches. If the integer variable was actually a binary variable, branching would lead to fixing its value to 0 in one branch, and to 1 in the other.

The Branch-and-Bound process continues in this way and successively solves relaxations and creates branches to refined relaxations. Whenever the solution \hat{x} to some relaxation does not violate any integrality constraints, it is feasible to (12.12) and is called an *integer feasible solution*. There is no guarantee though that it is also optimal, its solution value $\bar{z} := c^T \hat{x}$ is only an upper bound on the optimal objective value,

$$z^* \leq \bar{z}.$$

By the successive addition of constraints in the created branches, the objective bound \underline{z} (now defined as the minimum over all solution values of so far solved relaxations) can only increase during the algorithm. At the same time, the upper bound \bar{z} (the solution value of the best integer feasible solution encountered so far, also called *incumbent solution*) can only decrease during the algorithm. Since at any time we also have

$$\underline{z} \leq z^* \leq \bar{z},$$

objective bound and incumbent solution value are encapsulating the optimal objective value, eventually converging to it.

The Branch-and-Bound scheme can be depicted by means of a tree, where branches and relaxations correspond to edges and nodes. Figure Fig. 12.1 shows an example of such a tree. The strength of Branch-and-Bound is its ability to prune nodes in this tree, meaning that no new child nodes will be created. Pruning can occur in several cases:

- A relaxation leads to an integer feasible solution \hat{x} . In this case we may update the incumbent and its solution value \bar{z} , but no new branches need to be created.
- A relaxation is infeasible. The subtree rooted at this node cannot contain any feasible relaxation, so it can be discarded.
- A relaxation has a solution value that exceeds \bar{z} . The subtree rooted at this node cannot contain any integer feasible solution with a solution value better than the incumbent we already have, so it can be discarded.

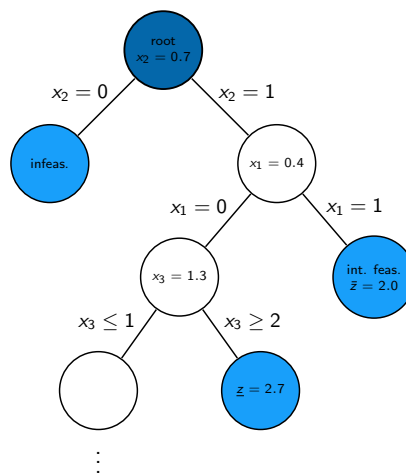


Fig. 12.1: An exemplary Branch-and-Bound tree. Pruned nodes are shown in light blue.

Having objective bound and incumbent solution value is a quite fundamental property of Branch-and-Bound, and helps to assess solution quality and control termination of the algorithm, as we detail in the next section. Note that the above explanation is coined for minimization problems, but the Branch-and-bound scheme has a straightforward extension to maximization problems.

12.4.2 Solution quality and termination criteria

The issue of terminating the mixed-integer optimizer is rather delicate. Mixed-integer optimization is generally much harder than continuous optimization; in fact, solving continuous sub-problems is just one component of a mixed-integer optimizer. Despite the ability to prune nodes in the tree, the computational effort required to solve mixed-integer problems grows exponentially with the size of the problem in a worst-case scenario (solving mixed-integer problems is NP-hard). For instance, a problem with n binary variables, may require the solution of 2^n relaxations. The value of 2^n is huge even for moderate values of n . In practice it is often advisable to accept near-optimal or approximate solutions in order to counteract this complexity burden. The user has numerous possibilities of influencing optimizer termination with various parameters, in particular related to solution quality, and the most important ones are highlighted here.

Solution quality in terms of optimality

In order to assess the quality of any incumbent solution in terms of its objective value, one may check the *optimality gap*, defined as

$$\epsilon = |(\text{incumbent solution value}) - (\text{objective bound})| = |\bar{z} - \underline{z}|.$$

It measures how much the objectives of the incumbent and the optimal solution can deviate in the worst case. Often it is more meaningful to look at the *relative optimality gap*

$$\epsilon_{\text{rel}} = \frac{|\bar{z} - \underline{z}|}{\max(\delta_1, |\bar{z}|)}.$$

This is essentially the above *absolute* optimality gap normalized against the magnitude of the incumbent solution value; the purpose of the (small) constant δ_1 is to avoid overweighing incumbent solution values that are very close to zero. The relative optimality gap can thus be interpreted as answering the question: “*Within what fraction of the optimal solution is the incumbent solution in the worst case?*”

Absolute and relative optimality gaps provide useful means to define termination criteria for the mixed-integer optimizer in **MOSEK**. The idea is to terminate the optimization process as soon as the quality of the incumbent solution, measured in absolute or relative gap, is good enough. In fact, whenever an incumbent solution is located, the criterion

$$\epsilon \leq \delta_2 \text{ or } \epsilon_{\text{rel}} \leq \delta_3$$

is checked. If satisfied, i.e., if either absolute or relative optimality gap are below the thresholds δ_2 or δ_3 (see Table 12.3), the optimizer terminates and reports the incumbent as an optimal solution. The optimality gaps at termination can always be retrieved through the information items “*MSK_DINF_MIO_OBJ_ABS_GAP*” and “*MSK_DINF_MIO_OBJ_REL_GAP*”.

The tolerances discussed above can be adjusted using suitable parameters, see Table 12.3. By default, the optimality parameters δ_2 and δ_3 are quite small, i.e., restrictive. These default values for the absolute and relative gap amount to solving any instance to (almost) optimality: the incumbent is required to be within at most a tiny percentage of the optimal solution. As anticipated, this is not tractable in many practical situations, and one should resort to finding near-optimal solutions quickly rather than insisting on finding the optimal one. It may happen, for example, that an optimal or close-to-optimal solution is found very early by the optimizer, but it spends a huge amount of further computational time for branching, trying to increase \underline{z} that last missing bit: a typical situation that practitioners would want to avoid. The concept of optimality gaps is fundamental for controlling solution quality when resorting to near-optimal solutions.

MIO performance tweaks: termination criteria

One of the first things to do in order to cut down excessive solution time is to increase the relative gap tolerance *MSK_DPAR_MIO_TOL_REL_GAP* to some non-default value, so as to not insist on finding optimal solutions. Typical values could be 0.01, 0.05 or 0.1, guaranteeing that the delivered solutions lie within 1%, 5% or 10% of the optimum. Increasing the tolerance will lead to less computational time spent by the optimizer.

Solution quality in terms of feasibility

For an optimizer relying on floating-point arithmetic like the mixed-integer optimizer in **MOSEK**, it may be hard to achieve exact integrality of the solution values of integer variables in most cases, and it makes sense to numerically relax this constraint. Any candidate solution \hat{x} is accepted as integer feasible if the criterion

$$\min(\hat{x}_j - \lfloor \hat{x}_j \rfloor, \lceil \hat{x}_j \rceil - \hat{x}_j) \leq \delta_4 \quad \forall j \in \mathcal{J}$$

is satisfied, meaning that \hat{x}_j is at most δ_4 away from the nearest integer. As above, δ_4 can be adjusted using a parameter, see Table 12.3, and impacts the quality of the achieved solution in terms of integer feasibility. By influencing what solution may be accepted as incumbent, it can also have an impact on the termination of the optimizer.

MIO performance tweaks: feasibility criteria

Whether increasing the integer feasibility tolerance `MSK_DPAR_MIO_TOL_ABS_RELAX_INT` leads to less solution time is highly problem dependent. Intuitively, the optimizer is more flexible in finding new incumbent solutions so as to improve \bar{z} . But this effect has to be examined with care on individual instances: it may worsen solution quality with no effect at all on the solution time. It may in some cases even lead to contrary effects on the solution time.

Table 12.3: Tolerances for the mixed-integer optimizer.

Tolerance	Parameter name	Default value
δ_1	<code>MSK_DPAR_MIO_REL_GAP_CONST</code>	1.0e-10
δ_2	<code>MSK_DPAR_MIO_TOL_ABS_GAP</code>	0.0
δ_3	<code>MSK_DPAR_MIO_TOL_REL_GAP</code>	1.0e-4
δ_4	<code>MSK_DPAR_MIO_TOL_ABS_RELAX_INT</code>	1.0e-5

Further controlling optimizer termination

There are more ways to limit the computational effort employed by the mixed-integer optimizer by simply limiting the number of explored branches, solved relaxations or updates of the incumbent solution. When any of the imposed limits is hit, the optimizer terminates and the incumbent solution may be retrieved. See Table 12.4 for a list of corresponding parameters. In contrast to the parameters discussed in Sec. 12.4.2, interfering with these does not maintain any guarantees in terms of solution quality.

Table 12.4: Other parameters affecting the integer optimizer termination criterion.

Parameter name	Explanation
<code>MSK_IPAR_MIO_MAX_NUM_BRANCHES</code>	Maximum number of branches allowed.
<code>MSK_IPAR_MIO_MAX_NUM_RELAXS</code>	Maximum number of relaxations allowed.
<code>MSK_IPAR_MIO_MAX_NUM_SOLUTIONS</code>	Maximum number of feasible integer solutions allowed.

12.4.3 The Mixed-Integer Log

The Branch-and-Bound scheme from Sec. 12.4.1 is only the basic skeleton of the mixed-integer optimizer in MOSEK, and several components are built on top of that in order to enhance its functionality and increase its speed. A mixed-integer optimizer is sometimes referred to as a “giant bag of tricks”, and it would be impossible to describe all of these tricks here. Yet, some of the additional components are worth mentioning. They can be influenced by various user parameters, and although the default values of these parameters are optimized to work well on average mixed-integer problems, it may pay off to adjust them for an individual problem, or a specific problem class. The mixed-integer log can give insights on which parameters might be worth an adjustment. Below is a typical log output:

```
Presolve started.
Presolve terminated. Time = 0.23, probing time = 0.09
Presolved problem: 1176 variables, 1344 constraints, 4968 non-zeros
Presolved problem: 328 general integer, 392 binary, 456 continuous
Clique table size: 55
Symmetry factor : 0.79 (detection time = 0.01)
Removed blocks : 2
BRANCHES RELAXS  ACT_NDS  DEPTH    BEST_INT_OBJ          BEST_RELAX_OBJ        REL_GAP(
↔%)  TIME
```

(continues on next page)

(continued from previous page)

0	0	1	0	8.3888091139e+07	NA	NA	↳
↳	0.2						
0	1	1	0	8.3888091139e+07	2.5492512136e+07	69.61	↳
↳	0.3						
0	1	1	0	3.1273162420e+07	2.5492512136e+07	18.48	↳
↳	0.4						
0	1	1	0	2.6047699632e+07	2.5492512136e+07	2.13	↳
↳	0.4						
Rooot cut generation started.							
0	1	1	0	2.6047699632e+07	2.5492512136e+07	2.13	↳
↳	0.4						
0	2	1	0	2.6047699632e+07	2.5589986247e+07	1.76	↳
↳	0.4						
Rooot cut generation terminated. Time = 0.05							
0	4	1	0	2.5990071367e+07	2.5662741991e+07	1.26	↳
↳	0.5						
0	8	1	0	2.5971002767e+07	2.5662741991e+07	1.19	↳
↳	0.6						
0	11	1	0	2.5925040617e+07	2.5662741991e+07	1.01	↳
↳	0.6						
0	12	1	0	2.5915504014e+07	2.5662741991e+07	0.98	↳
↳	0.6						
2	23	1	0	2.5915504014e+07	2.5662741991e+07	0.98	↳
↳	0.7						
14	35	1	0	2.5915504014e+07	2.5662741991e+07	0.98	↳
↳	0.7						
[...]							
Objective of best integer solution : 2.578282162804e+07							
Best objective bound : 2.569877601306e+07							
Construct solution objective : Not employed							
User objective cut value : Not employed							
Number of cuts generated : 192							
Number of Gomory cuts : 52							
Number of CMIR cuts : 137							
Number of clique cuts : 3							
Number of branches : 29252							
Number of relaxations solved : 31280							
Number of interior point iterations: 16							
Number of simplex iterations : 105440							
Time spend presolving the root : 0.23							
Time spend optimizing the root : 0.07							
Mixed integer optimizer terminated. Time: 6.96							

The main part here is the iteration log, a progressing series of similar rows reflecting the progress made during the Branch-and-bound process. The columns have the following meanings:

- BRANCHES: Number of branches / nodes generated.
- RELAXS: Number of relaxations solved.
- ACT_NDS: Number of active / non-processed nodes.
- DEPTH: Depth of the last solved node.
- BEST_INT_OBJ: The incumbent solution / best integer objective value, \bar{z} .
- BEST_RELAX_OBJ: The objective bound, \underline{z} .

- `REL_GAP(%)`: Relative optimality gap, $100\% \cdot \epsilon_{\text{rel}}$
- `TIME`: Time (in seconds) from the start of optimization.

Also a short solution summary with several statistics is printed. When the solution time for a mixed-integer problem has to be cut down, the log can help to understand where time is spent and what might be improved. We go into some more detail about some further items in the mixed-integer log giving hints about individual components of the optimizer. Alternatively, most of these items can also be retrieved as information items, see [Sec. 7.5](#).

Presolve

Similar to the case of continuous problems, see [Sec. 12.1](#), the mixed-integer optimizer applies various presolve reductions before the actual Branch-and-bound is initiated. The first lines of the mixed-integer log contain a summary of the presolve process, including the time spent therein (`Presolve terminated. Time = 0.23...`). Just as in the continuous case, the use of presolve can be controlled with the parameter `MSK_IPAR_PRESOLVE_USE`. If presolve time seems excessive, instead of switching it off completely one may also try to reduce the time spent in one or more of its individual components. On some models it can also make sense to increase the use of a certain presolve technique. [Table 12.5](#) lists some of these with their respective parameters.

Table 12.5: Parameters affecting presolve

Parameter name	Explanation	Possible reference in log
<code>MSK_IPAR_MIO_PROBING_LEVEL</code>	Probing aggressivity level.	... probing time = 0.09
<code>MSK_IPAR_MIO_SYMMETRY_LEVEL</code>	Symmetry detection aggressivity level.	Symmetry factor : 0.79 (detection time = 0.01)
<code>MSK_IPAR_MIO_INDEPENDENT_BLOCKS</code>	Block structure detection level, see Sec. 12.4.3 .	Removed blocks : 2
<code>MSK_DPAR_MIO_CLIQUE_TABLE_SIZE</code>	Maximum size of the clique table.	Clique table size: 55
<code>MSK_IPAR_MIO_PRESOLVE_AGGREGATION</code>	Should variable aggregation be enabled?	–

Primal Heuristics

It might happen that the value in the column `BEST_INT_OBJ` stalls over a long period of log lines, an indication that the optimizer has a hard time improving the incumbent solution, i.e., \bar{z} . Solving relaxations in the tree to an integer feasible solution \hat{x} is not the only way to find new incumbent solutions. There is a variety of procedures that, given a mixed-integer problem in a generic form like (12.12), attempt to produce integer feasible solutions in an ad-hoc way. These procedures are called Primal Heuristics, and several of them are implemented in **MOSEK**. For example, whenever a relaxation leads to a fractional solution, one may round the solution values of the integer variables, in various ways, and hope that the outcome is still feasible to the remaining constraints. Primal heuristics are mostly employed while processing the root node, but play a role throughout the whole solution process. The goal of a primal heuristic is to improve the incumbent solution and thus the bound \bar{z} , and this can of course affect the quality of the solution that is returned after termination of the optimizer. The user parameters affecting primal heuristics are listed in [Table 12.6](#).

MIO performance tweaks: primal heuristics

- If the mixed-integer optimizer struggles to improve the incumbent solution `BEST_INT_OBJ`, it can be helpful to intensify the use of primal heuristics.
 - Set parameters related to primal heuristics to more aggressive values than the default ones, so that more effort is spent in this component. A List of the respective parameters can be found in [Table 12.6](#). In particular, if the optimizer has difficulties finding any integer feasible solution at all, indicated by NA in the column `BEST_INT_OBJ` in the mixed-integer log, one may try to activate a construction heuristic like the Feasibility Pump with `MSK_IPAR_MIO_FEASPUMP_LEVEL`.

- Specify a good initial solution: In many cases a good feasible solution is either known or easily computed using problem-specific knowledge that the optimizer does not have. If so, it is usually worthwhile to use this as a starting point for the mixed-integer optimizer. See also the parameter `MSK_IPAR_MIO_CONSTRUCT_SOL`, and Section Sec. 6.8.2.
- For feasibility problems, i.e., problems having a constant objective, the goal is to find a single integer feasible solution, and this can be hard by itself on some instances. Try setting the objective to something meaningful anyway, even if the underlying application does not require this. After all, the feasible set is not changed, but the optimizer might benefit from being able to pursue a concrete goal.
- In rare cases it may also happen that the optimizer spends an excessive amount of time on primal heuristics without drawing any benefit from it, and one may try to limit their use with the respective parameters.

Table 12.6: Parameters affecting primal heuristics

Parameter name	Explanation
<code>MSK_IPAR_MIO_HEURISTIC_LEVEL</code>	Primal heuristics aggressivity level.
<code>MSK_IPAR_MIO_RINS_MAX_NODES</code>	Maximum number of nodes allowed in the RINS heuristic.
<code>MSK_IPAR_MIO_RENS_MAX_NODES</code>	Maximum number of nodes allowed in the RENS heuristic.
<code>MSK_IPAR_MIO_CROSSOVER_MAX_NODES</code>	Maximum number of nodes allowed in the Crossover heuristic.
<code>MSK_IPAR_MIO_OPT_FACE_MAX_NODES</code>	Maximum number of nodes allowed in the optimal face heuristic.
<code>MSK_IPAR_MIO_FEASPUMP_LEVEL</code>	Way of using the Feasibility Pump heuristic.

Cutting Planes

It might as well happen that the value in the column `BEST_RELAX_OBJ` stalls over a long period of log lines, an indication that the optimizer has a struggles to improve the objective bound z . A component of the optimizer designed to act on the objective bound is given by Cutting planes, also called cuts or valid inequalities. Cuts do not remove any integer feasible solutions from the feasible set of the mixed-integer problem (12.12). They may, however, remove solutions from the feasible set of the relaxation (12.13), ideally making it a *stronger* relaxation with better objective bound.

As an example, take the constraints

$$2x_1 + 3x_2 + x_3 \leq 4, \quad x_1, x_2 \in \{0, 1\}, \quad x_3 \geq 0. \quad (12.14)$$

One may realize that there cannot be a feasible solution in which both binary variables take on a value of 1. So certainly

$$x_1 + x_2 \leq 1 \quad (12.15)$$

is a valid inequality (there is no integer solution satisfying (12.14), but violating (12.15)). The latter does cut off a portion of the feasible region of the continuous relaxation of (12.14) though, obtained by replacing $x_1, x_2 \in \{0, 1\}$ with $x_1, x_2 \in [0, 1]$. For example, the fractional point $(x_1, x_2, x_3) = (0.5, 1, 0)$ is feasible to the relaxation, but violates the cut (12.15).

There are many classes of general-purpose cutting planes that may be generated for a mixed-integer problem in a generic form like (12.12), and **MOSEK**'s mixed-integer optimizer supports several of them. For instance, the above is an example of a so-called clique cut. The most effort on generating cutting planes is spent after the solution of the root relaxation; the beginning and the end of root cut generation is highlighted in the log, and the number of log lines in between reflects to the computational effort spent here. Also the solution summary at the end of the log highlights for each cut class the number of generated cuts. Cuts can also be generated later on in the tree, which is why we also use the term Branch-and-cut, an extension of the basic Branch-and-bound scheme. Cuts aim at improving the objective bound z and can thus have significant impact on the solution time. The user parameters affecting cut generation can be seen in Table 12.7.

MIO performance tweaks: cutting planes

- If the mixed-integer optimizer struggles to improve the objective bound `BEST_RELAX_OBJ`, it can be helpful to intensify the use of cutting planes.
 - Some types of cutting planes are not activated by default, but doing so may help to improve the objective bound.
 - The parameters `MSK_DPAR_MIO_TOL_REL_DUAL_BOUND_IMPROVEMENT` and `MSK_IPAR_MIO_CUT_SELECTION_LEVEL` determine how aggressively cuts will be generated and selected.
 - If some valid inequalities can be deduced from problem-specific knowledge that the optimizer does not have, it may be helpful to add these to the problem formulation as constraints. This has to be done with care, since there is a tradeoff between the benefit obtained from an improved objective bound, and the amount of additional constraints that make the relaxations larger.
- In rare cases it may also be observed that the optimizer spends an excessive effort on cutting planes, and one may limit their use with `MSK_IPAR_MIO_MAX_NUM_ROOT_CUT_ROUNDS`, or by disabling a certain type of cutting planes.

Table 12.7: Parameters affecting cutting planes

Parameter name	Explanation
<code>MSK_IPAR_MIO_CUT_CLIQUE</code>	Should clique cuts be enabled?
<code>MSK_IPAR_MIO_CUT_CMIR</code>	Should mixed-integer rounding cuts be enabled?
<code>MSK_IPAR_MIO_CUT_GMI</code>	Should GMI cuts be enabled?
<code>MSK_IPAR_MIO_CUT_IMPLIED_BOUND</code>	Should implied bound cuts be enabled?
<code>MSK_IPAR_MIO_CUT_KNAPSACK_COVER</code>	Should knapsack cover cuts be enabled?
<code>MSK_IPAR_MIO_CUT_LIPRO</code>	Should lift-and-project cuts be enabled?
<code>MSK_IPAR_MIO_CUT_SELECTION_LEVEL</code>	Cut selection aggressivity level.
<code>MSK_IPAR_MIO_MAX_NUM_ROOT_CUT_ROUND</code>	Maximum number of root cut rounds.
<code>MSK_DPAR_MIO_TOL_REL_DUAL_BOUND_IM</code>	Minimum required objective bound improvement during root cut generation.

Restarts

The mixed-integer optimizer employs so-called restarts, i.e., if the progress made while exploring the tree is deemed insufficient, it might decide to restart the solution process from scratch, possibly making use of the information collected so far. When a restart happens, this is displayed in the log:

```
[ ... ]
1948    4664    699    36    NA    1.1800000000e+02    NA    ↵
↪    7.2
1970    4693    705    50    NA    1.1800000000e+02    NA    ↵
↪    7.2

Performed MIP restart 1.
Presolve started.
Presolve terminated. Time = 0.01, probing time = 0.00
Presolved problem: 523 variables, 765 constraints, 3390 non-zeros
Presolved problem: 0 general integer, 404 binary, 119 continuous
Clique table size: 143
BRANCHES RELAXS  ACT_NDS  DEPTH  BEST_INT_OBJ  BEST_RELAX_OBJ  REL_GAP(
↪%)  TIME
1988    4729    1    0    NA    1.1800000000e+02    NA    ↵
↪    7.3
1988    4730    1    0    4.0000000000e+01  1.1800000000e+02    195.00 ↵
```

(continues on next page)


```
↪ 7.3
```

```
[ ... ]
```

Restarts tend to be useful especially for hard models. However, in individual cases the optimizer may decide to perform a restart while it would have been better to continue exploring the tree. Their use can be controlled with the parameter `MSK_IPAR_MIO_MAX_NUM_RESTARTS`.

Block decomposition

Sometimes the optimizer faces a model that actually represents two or more completely independent subproblems. For a linear problem such as (12.13), this means that the constraint matrix A is a block-diagonal. Block-diagonal structure can occur after **MOSEK** applies some presolve reductions, e.g., a variable is fixed that was the only variable connecting two otherwise independent subproblems. Or, more rarely, the original model provided by the user is already block-diagonal.

In principle, solving such blocks independently is easier than letting the optimizer work on the single, large model, and **MOSEK** thus tries to exploit this structure. Some blocks may be completely solved and removed from the model during presolve, which can be seen by a line at the end of the presolve summary, see also Sec. 12.4.3. If after presolve there are still independent blocks, **MOSEK** can apply a dedicated algorithm to solve them independently while periodically combining their individual solution statuses (such as incumbent solutions and objective bounds) to the solution status of the original model. Just like the removal of blocks during presolve, the application of this latter strategy is indicated in the log:

```
[ ... ]
```

```
15      38      1      0      4.1759800000e+05      3.8354200000e+05      8.16  ▮
```

```
↪ 0.9
```

```
Root cut generation started.
```

```
15      38      1      0      4.1759800000e+05      3.8354200000e+05      8.16  ▮
```

```
↪ 1.1
```

```
Root cut generation terminated. Time = 0.11
```

```
15      40      1      0      4.1645600000e+05      3.8934425000e+05      6.51  ▮
```

```
↪ 2.0
```

```
15      41      1      0      4.1622400000e+05      3.8934425000e+05      6.46  ▮
```

```
↪ 2.0
```

```
23      52      1      0      4.1622400000e+05      3.8934425000e+05      6.46  ▮
```

```
↪ 2.0
```

```
Decomposition solver started with 5 independent blocks.
```

```
532     425      5     118      4.1592600000e+05      3.8935275000e+05      6.39  ▮
```

```
↪ 4.5
```

```
1858    11911    815    286      4.1007800000e+05      3.8946400000e+05      5.03  ▮
```

```
↪ 11.8
```

```
[ ... ]
```

How block-diagonal structure is detected and handled by the optimizer can be controlled with the parameter `MSK_IPAR_MIO_INDEPENDENT_BLOCK_LEVEL`.

12.4.4 Mixed-Integer Nonlinear Optimization

Due to the involved non-linearities, MI(QC)QO or MICO problems are on average harder than MILO problems of comparable size. Yet, the Branch-and-Bound scheme can be applied to these problem classes in a straightforward manner. The relaxations have to be solved as conic problems with the interior point algorithm in that case, see Sec. 12.3, opposed to MILO where it is often beneficial to solve relaxations with the dual simplex method, see Sec. 12.2.3. There is another solution approach for these types of problems implemented in **MOSEK**, namely the Outer-Approximation algorithm, making use of dynamically refined linear approximations of the non-linearities.

MICO performance tweaks: choice of algorithm

Whether conic Branch-and-Bound or Outer-Approximation is applied to a mixed-integer conic problem can be set with `MSK_IPAR_MIO_CONIC_OUTER_APPROXIMATION`. The best value for this option is highly problem dependent.

MI(QC)QO

MOSEK is specialized in solving linear and conic optimization problems, both with or without mixed-integer variables. Just like for continuous problems, mixed-integer quadratic problems are converted internally to conic form, see Sec. 11.4.1

Contrary to the continuous case, **MOSEK** can solve certain mixed-integer quadratic problems where one or more of the involved matrices are not positive semidefinite, so-called non-convex MI(QC)QO problems. These are automatically reformulated to an equivalent convex MI(QC)QO problem, provided that such a reformulation is possible on the given instance (otherwise **MOSEK** will reject the problem and issue an error message). The concept of reformulations can also affect the solution times of MI(QC)QO problems.

MI(QC)QO performance tweaks: applying a reformulation method

There are several reformulation methods for MI(QC)QO problems, available through the parameter `MSK_IPAR_MIO_QCQO_REFORMULATION_METHOD`. The chosen method can have significant impact on the mixed-integer optimizer's speed on such problems, both convex and non-convex. The best value for this option is highly problem dependent.

12.4.5 Randomization

A mixed-integer optimizer is usually prone to performance variability, meaning that a small change in either

- problem data, or
- computer hardware, or
- algorithmic parameters

can lead to significant changes in solution time, due to different solution paths in the Branch-and-cut tree. In extreme cases the exact same problem can vary from being solvable in less than a second to seemingly unsolvable in any reasonable amount of time on a different computer.

One practical implication of this is that one should ideally verify whether a seemingly beneficial set of parameters, established experimentally on a single problem, is still beneficial (on average) on a larger set of problems from the same problem class. This protects against making parameter changes that had positive effects only due to random effects on that single problem.

In the absence of a large set of test problems, one may also change the random seed of the optimizer to a series of different values in order to hedge against drawing such wrong conclusions regarding parameters. The random seed, accessible through `MSK_IPAR_MIO_SEED`, impacts for example random tie-breaking in many of the mixed-integer optimizer's components. Changing the random seed can be combined with a permutation of the problem data to further incite randomness, accessible through the parameter `MSK_IPAR_MIO_DATA_PERMUTATION_METHOD`.

12.4.6 Further performance tweaks

In addition to what was mentioned previously, there may be other ways to speed up the solution of a given mixed-integer problem. For example, there are further user parameters affecting some algorithmic settings in the mixed-integer optimizer. As mentioned above, default parameter values are optimized to work well on average, but on individual problems they may be adjusted.

MIO performance tweaks: miscellaneous

- While exploring the tree, the optimizer applies certain strategies to decide which fractional variable to branch on, see [Sec. 12.4.1](#). The chosen strategy can have a big impact on performance, and may be controlled with `MSK_IPAR_MIO_VAR_SELECTION`.
- Similarly, the strategy to choose the next node to explore in the tree is controlled with `MSK_IPAR_MIO_NODE_SELECTION`.
- The optimizer employs specialized techniques to learn from infeasible nodes and use that knowledge to avoid creating similar nodes in other parts of the tree. The effort spent here can be influenced with `MSK_IPAR_MIO_DUAL_RAY_ANALYSIS_LEVEL` and `MSK_IPAR_MIO_CONFLICT_ANALYSIS_LEVEL`.
- When relaxations in the tree are linear optimization problems (e.g., in MILO or when solving MICO problems with the Outer-Approximation method), it is usually best to employ the dual simplex method for their solution. In rare cases the primal simplex method may actually be the better choice, and this can be set with the parameter `MSK_IPAR_MIO_NODE_OPTIMIZER`.
- Some problems are numerically more challenging than others, for example if the ratio between the smallest and the largest involved coefficients is large, say $\geq 1e9$. An indication of numerical issues are, for example, large violations in the final solution, observable in the solution summary of the log output, see [Sec. 8.1.3](#). Similarly, a problem that is known to be feasible by the user may be declared infeasible by the optimizer. In such cases it is usually best to try to rescale the model. Otherwise, the mixed-integer optimizer can be instructed to be more cautious regarding numerics with the parameter `MSK_IPAR_MIO_NUMERICAL_EMPHASIS_LEVEL`. This may in turn be at the cost of solution speed though.
- Improve the formulation: A MIO problem may be impossible to solve in one form and quite easy in another form. However, it is beyond the scope of this manual to discuss good formulations for mixed-integer problems. For discussions on this topic see for example [[Wol98](#)].

Chapter 13

Rmosek API Reference

- **Command reference:**
 - *Functions*
 - *Data structures*
- **Optimizer parameters:**
 - *Double, Integer, String*
 - *Full list*
 - *Browse by topic*
- **Optimizer information items:**
 - *Double, Integer, Long*
- *Optimizer response codes*
- *Constants*
- *List of supported domains*

13.1 Command Reference

The Rmosek interface is composed of a small set of functions and structures.

- *Function list*
- *Structures and data types list*

13.1.1 Functions

- *mosek*
- *mosek_version*
- *mosek_clean*
- *mosek_read*
- *mosek_write*

`r = mosek(prob, opts)`

Solve an optimization problem using the **MOSEK** optimization library. This is the main interface to **MOSEK**.

Parameters

- `prob` (*problem*) – A structure containing the optimization problem.
- `opts` (*options*) – The solver options.

Return

`r` (*result*) – A structure containing solutions and other results. See [Sec. 7.1](#).

`ver = mosek_version()`

Retrieves a string containing the version number of the utilized **MOSEK** optimization library.

Return

`ver` (string) – The version number.

`void = mosek_clean()`

Forces the early release of any previously acquired **MOSEK** license. If you do not share a limited number of licenses among multiple users, you do not need to use this function. The acquisition of a new **MOSEK** license will automatically take place at the next call to the function `mosek` given a valid problem description, using a small amount of extra time.

For advanced users: If you utilize the `.Call` convention directly, i.e. bypassing the `mosek` R-function definition, an `Rf_error` will result in an unclean memory space. For this reason you can also use this function to tidy up uncleaned resources in case an error occurs. Otherwise this cleaning will not happen until the next call to `mosek` or until the library is unloaded. This usage have not been documented elsewhere.

`out = mosek_read(filepath, opts = list())`

Reads a file in any of the standard file formats (e.g. `lp`, `opf`, `mps`, `task`, etc.), controlled by a set of options. The result contains an optimization problem which is compliant with the input specifications of function `mosek`. See [Sec. 7.3.4](#).

Parameters

- `filepath` (string) – A string describing the path to file, either absolute or relative to the working directory. The specified location will be the source of the optimization model to be read.
- `opts` (*io_options*) – The options could have any name, and are, in fact, often input directly as an anonymous list.

Return

`out` (*result*) – A structure containing the problem that has been read.

`r = mosek_write(prob, filepath, opts)`

Outputs a model of an optimization problem in a file format (see [Sec. 14](#)), controlled by a set of options. The modeling file format is selected based on the extension of the file. See [Sec. 7.3.3](#).

Parameters

- `prob` (*problem*) – A structure containing the optimization problem.
- `filepath` (string) – The input variable should be a string describing the path to the file. This path can either be absolute or relative to the working directory, and will overwrite any existing data on this location. The specified location will be the destination of the exported model.
- `opts` (*io_options*) – The options could have any name, and are, in fact, often input directly as an anonymous list.

Return

`out` (*result*) – Function response.

13.1.2 Structures and Data Types

`problem`

A list object describing the optimization problem using the following fields. Most fields are optional.

Fields

- `sense` (string) – Objective sense, e.g. "max" or "min"
- `c` (numeric_vector) – Objective coefficient array.
- `c0` (numeric) – Objective constant.
- `A` (matrix_sparse) – Linear constraint sparse matrix.
- `bc` (matrix) – Lower and upper constraint bounds.
- `bx` (matrix) – Lower and upper variable bounds.

- `cones` (`matrix_list`) – Conic or affine conic constraints.
- `F` (`matrix_sparse`) – Affine conic constraint — sparse matrix. See Sec. 6.2.
- `g` (`numeric_vector`) – Affine conic constraint — constant vector. See Sec. 6.2.
- `bardim` (`numeric_vector`) – Semidefinite variable dimensions. See Sec. 6.7.
- `barc` (`list`) – Semidefinite objective coefficients. See Sec. 6.7.
- `barA` (`list`) – Semidefinite constraint coefficients. See Sec. 6.7.
- `barF` (`list`) – Semidefinite affine conic constraint coefficients. See Sec. 6.7.
- `intsub` (`numeric_vector`) – Integer variable indexes. See Sec. 6.8.
- `qobj` (`list`) – The quadratic part of the objective. See Sec. 6.9.
- `iparam` (`list`) – Integer parameter list. See Sec. 7.4.
- `dparam` (`list`) – Double parameter list. See Sec. 7.4.
- `sparam` (`list`) – String parameter list. See Sec. 7.4.
- `sol` (`solver_solutions`) – Initial solution struct.

options

The options could have any name, and are, in fact, often input directly as an anonymous list.

Fields

- `verbose` (`numeric`) – Output logging verbosity. See Sec. 7.3.1.
- `usesol` (`bool`) – Whether to use the initial solution.
- `useparam` (`bool`) – Whether to use the specified parameter settings.
- `soldetail` (`numeric`) – Level of detail used to describe solutions.
- `getinfo` (`bool`) – Whether to extract **MOSEK** information items. See Sec. 7.5.
- `writebefore` (`string`) – File path used to export model. See Sec. 7.3.3.
- `writeafter` (`string`) – File path used to export model and solution. See Sec. 7.3.3.

`solver_solutions`

It contains informations about initial/final solutions. Availability of solutions depends on the problem/algorithm type, see Sec. 7.1.2.

Fields

- `itr` (`solution_info`) – Interior solution.
- `bas` (`solution_info`) – Basic solution.
- `int` (`solution_info`) – Integer solution.

`solution_info`

Stores information about one solution. See Sec. 7.1.2.

Fields

- `solsta` (`string`) – Solution status (`solsta`).
- `prosta` (`string`) – Problem status (`prosta`).
- `skc` (`string_vector`) – Linear constraint status keys (`stakey`).
- `skx` (`string_vector`) – Variable bound status keys (`stakey`).
- `skn` (`string_vector`) – Conic constraint status keys (`stakey`, not in basic or integer solution).
- `xc` (`numeric_vector`) – Constraint activities, i.e., $x_c = Ax$ where x is the optimal solution.
- `xx` (`numeric_vector`) – Variable activities.
- `accval` (`numeric_vector`) – Affine conic constraint activities, i.e. $\text{val}_{\text{acc}} = Fx + g$ where x is the optimal solution.
- `barx` (`list(numeric_vector)`) – Semidefinite variable activities (not in basic solution).
- `s1c` (`numeric_vector`) – Dual variable for constraint lower bounds (not in integer solution).

- `suc` (numeric_vector) – Dual variable for constraint upper bounds (not in integer solution).
- `s1x` (numeric_vector) – Dual variable for variable lower bounds (not in integer solution).
- `sux` (numeric_vector) – Dual variable for variable upper bounds (not in integer solution).
- `snx` (numeric_vector) – Dual variable of conic constraints (not in basic or integer solution).
- `doty` (numeric_vector) – Dual variable of affine conic constraints (not in basic or integer solution).
- `bars` (list(numeric_vector)) – Dual variable of semidefinite domains (not in basic or integer solution).
- `pobjval` (numeric) – Primal objective value (only available if requested by option `soldetail`).
- `dobjval` (numeric) – Dual objective value (not in integer solution, only available if requested by option `soldetail`).
- `pobjbound` (numeric) – Best primal objective bound from relaxations (only for integer solution).
- `maxinfeas` (*infeas_info*) – Maximal solution infeasibilities (only available if requested by option `soldetail`).

`infeas_info`

It contains information about the maximal solution infeasibility for several problem items. This struct is only available if the option `soldetail` is specified.

Fields

- `pbound` (numeric) – In primal inequality constraints.
- `peq` (numeric) – In primal equality constraints.
- `pcone` (numeric) – In primal cone constraints.
- `dbound` (numeric) – In dual inequality constraints.
- `deq` (numeric) – In dual equality constraints.
- `dcone` (numeric) – In dual cone constraints.
- `int` (numeric) – In integer variables.

`io_options`

It is used to specify options for input/output operations.

Fields

- `verbose` (numeric) – Output logging verbosity.
- `usesol` (bool) – Whether to write an initial solution.
- `useparam` (bool) – Whether to write all parameter settings.
- `getinfo` (bool) – Whether to extract **MOSEK** information items.
- `matrixformat` (matrix_sparse) – The sparse format of the constraint matrix (only used by *mosek_read*).

`result`

It contains results for most of the `Rmosek` functions. Some fields are available only for specific functions.

Fields

- `response` (*response*) – Response from the **MOSEK** optimization library. See [Sec. 7.2](#).
- `prob` (*problem*) – Problem description (only available in *mosek_read*).
- `sol` (*solver_solutions*) – Available solutions (algorithm/problem dependent) (only available in *mosek*).

- `iinfo` (numeric_list) – Integer information list (Only available if requested by option `getinfo`).
- `dinfo` (numeric_list) – Double information list (Only available if requested by option `getinfo`).

response

Contains a response code from the solver. See *rescode* for a list.

Fields

- `code` (numeric) – Numeric value of the response code.
- `msg` (string) – Human-readable message.

13.2 Parameters grouped by topic

Analysis

- `MSK_DPAR_ANA_SOL_INFEAS_TOL`
- `MSK_IPAR_ANA_SOL_BASIS`
- `MSK_IPAR_ANA_SOL_PRINT_VIOLATED`
- `MSK_IPAR_LOG_ANA_PRO`

Basis identification

- `MSK_DPAR_SIM_LU_TOL_REL_PIV`
- `MSK_IPAR_BI_CLEAN_OPTIMIZER`
- `MSK_IPAR_BI_IGNORE_MAX_ITER`
- `MSK_IPAR_BI_IGNORE_NUM_ERROR`
- `MSK_IPAR_BI_MAX_ITERATIONS`
- `MSK_IPAR_INTPNT_BASIS`
- `MSK_IPAR_LOG_BI`
- `MSK_IPAR_LOG_BI_FREQ`

Conic interior-point method

- `MSK_DPAR_INTPNT_CO_TOL_DFEAS`
- `MSK_DPAR_INTPNT_CO_TOL_INFEAS`
- `MSK_DPAR_INTPNT_CO_TOL_MU_RED`
- `MSK_DPAR_INTPNT_CO_TOL_NEAR_REL`
- `MSK_DPAR_INTPNT_CO_TOL_PFEAS`
- `MSK_DPAR_INTPNT_CO_TOL_REL_GAP`

Data check

- *MSK_DPAR_DATA_SYM_MAT_TOL*
- *MSK_DPAR_DATA_SYM_MAT_TOL_HUGE*
- *MSK_DPAR_DATA_SYM_MAT_TOL_LARGE*
- *MSK_DPAR_DATA_TOL_AIJ_HUGE*
- *MSK_DPAR_DATA_TOL_AIJ_LARGE*
- *MSK_DPAR_DATA_TOL_BOUND_INF*
- *MSK_DPAR_DATA_TOL_BOUND_WRN*
- *MSK_DPAR_DATA_TOL_C_HUGE*
- *MSK_DPAR_DATA_TOL_CJ_LARGE*
- *MSK_DPAR_DATA_TOL_QIJ*
- *MSK_DPAR_DATA_TOL_X*
- *MSK_DPAR_SEMIDEFINITE_TOL_APPROX*

Data input/output

- *MSK_IPAR_INFEAS_REPORT_AUTO*
- *MSK_IPAR_LOG_FILE*
- *MSK_IPAR_OPF_WRITE_HEADER*
- *MSK_IPAR_OPF_WRITE_HINTS*
- *MSK_IPAR_OPF_WRITE_LINE_LENGTH*
- *MSK_IPAR_OPF_WRITE_PARAMETERS*
- *MSK_IPAR_OPF_WRITE_PROBLEM*
- *MSK_IPAR_OPF_WRITE_SOL_BAS*
- *MSK_IPAR_OPF_WRITE_SOL_ITG*
- *MSK_IPAR_OPF_WRITE_SOL_ITR*
- *MSK_IPAR_OPF_WRITE_SOLUTIONS*
- *MSK_IPAR_PARAM_READ_CASE_NAME*
- *MSK_IPAR_PARAM_READ_IGN_ERROR*
- *MSK_IPAR_PTF_WRITE_PARAMETERS*
- *MSK_IPAR_PTF_WRITE_SINGLE_PSD_TERMS*
- *MSK_IPAR_PTF_WRITE_SOLUTIONS*
- *MSK_IPAR_PTF_WRITE_TRANSFORM*
- *MSK_IPAR_READ_ASYNC*
- *MSK_IPAR_READ_DEBUG*
- *MSK_IPAR_READ_KEEP_FREE_CON*
- *MSK_IPAR_READ_MPS_FORMAT*

- *MSK_IPAR_READ_MPS_WIDTH*
- *MSK_IPAR_READ_TASK_IGNORE_PARAM*
- *MSK_IPAR_SOL_READ_NAME_WIDTH*
- *MSK_IPAR_SOL_READ_WIDTH*
- *MSK_IPAR_WRITE_ASYNC*
- *MSK_IPAR_WRITE_BAS_CONSTRAINTS*
- *MSK_IPAR_WRITE_BAS_HEAD*
- *MSK_IPAR_WRITE_BAS_VARIABLES*
- *MSK_IPAR_WRITE_COMPRESSION*
- *MSK_IPAR_WRITE_FREE_CON*
- *MSK_IPAR_WRITE_GENERIC_NAMES*
- *MSK_IPAR_WRITE_IGNORE_INCOMPATIBLE_ITEMS*
- *MSK_IPAR_WRITE_INT_CONSTRAINTS*
- *MSK_IPAR_WRITE_INT_HEAD*
- *MSK_IPAR_WRITE_INT_VARIABLES*
- *MSK_IPAR_WRITE_JSON_INDENTATION*
- *MSK_IPAR_WRITE_LP_FULL_OBJ*
- *MSK_IPAR_WRITE_LP_LINE_WIDTH*
- *MSK_IPAR_WRITE_MPS_FORMAT*
- *MSK_IPAR_WRITE_MPS_INT*
- *MSK_IPAR_WRITE_SOL_BARVARIABLES*
- *MSK_IPAR_WRITE_SOL_CONSTRAINTS*
- *MSK_IPAR_WRITE_SOL_HEAD*
- *MSK_IPAR_WRITE_SOL_IGNORE_INVALID_NAMES*
- *MSK_IPAR_WRITE_SOL_VARIABLES*
- *MSK_SPAR_BAS_SOL_FILE_NAME*
- *MSK_SPAR_DATA_FILE_NAME*
- *MSK_SPAR_DEBUG_FILE_NAME*
- *MSK_SPAR_INT_SOL_FILE_NAME*
- *MSK_SPAR_ITR_SOL_FILE_NAME*
- *MSK_SPAR_MIO_DEBUG_STRING*
- *MSK_SPAR_PARAM_COMMENT_SIGN*
- *MSK_SPAR_PARAM_READ_FILE_NAME*
- *MSK_SPAR_PARAM_WRITE_FILE_NAME*
- *MSK_SPAR_READ_MPS_BOU_NAME*
- *MSK_SPAR_READ_MPS_OBJ_NAME*

- *MSK_SPAR_READ_MPS_RAN_NAME*
- *MSK_SPAR_READ_MPS_RHS_NAME*
- *MSK_SPAR_SENSITIVITY_FILE_NAME*
- *MSK_SPAR_SENSITIVITY_RES_FILE_NAME*
- *MSK_SPAR_SOL_FILTER_XC_LOW*
- *MSK_SPAR_SOL_FILTER_XC_UPR*
- *MSK_SPAR_SOL_FILTER_XX_LOW*
- *MSK_SPAR_SOL_FILTER_XX_UPR*
- *MSK_SPAR_STAT_KEY*
- *MSK_SPAR_STAT_NAME*

Debugging

- *MSK_IPAR_AUTO_SORT_A_BEFORE_OPT*

Dual simplex

- *MSK_IPAR_SIM_DUAL_CRASH*
- *MSK_IPAR_SIM_DUAL_RESTRICT_SELECTION*
- *MSK_IPAR_SIM_DUAL_SELECTION*

Infeasibility report

- *MSK_IPAR_INFEAS_GENERIC_NAMES*
- *MSK_IPAR_INFEAS_REPORT_LEVEL*
- *MSK_IPAR_LOG_INFEAS_ANA*

Interior-point method

- *MSK_DPAR_INTPNT_CO_TOL_DFEAS*
- *MSK_DPAR_INTPNT_CO_TOL_INFEAS*
- *MSK_DPAR_INTPNT_CO_TOL_MU_RED*
- *MSK_DPAR_INTPNT_CO_TOL_NEAR_REL*
- *MSK_DPAR_INTPNT_CO_TOL_PFEAS*
- *MSK_DPAR_INTPNT_CO_TOL_REL_GAP*
- *MSK_DPAR_INTPNT_QO_TOL_DFEAS*
- *MSK_DPAR_INTPNT_QO_TOL_INFEAS*
- *MSK_DPAR_INTPNT_QO_TOL_MU_RED*
- *MSK_DPAR_INTPNT_QO_TOL_NEAR_REL*
- *MSK_DPAR_INTPNT_QO_TOL_PFEAS*
- *MSK_DPAR_INTPNT_QO_TOL_REL_GAP*

- *MSK_DPAR_INTPNT_TOL_DFEAS*
- *MSK_DPAR_INTPNT_TOL_DSAFE*
- *MSK_DPAR_INTPNT_TOL_INFEAS*
- *MSK_DPAR_INTPNT_TOL_MU_RED*
- *MSK_DPAR_INTPNT_TOL_PATH*
- *MSK_DPAR_INTPNT_TOL_PFEAS*
- *MSK_DPAR_INTPNT_TOL_PSAFE*
- *MSK_DPAR_INTPNT_TOL_REL_GAP*
- *MSK_DPAR_INTPNT_TOL_REL_STEP*
- *MSK_DPAR_INTPNT_TOL_STEP_SIZE*
- *MSK_DPAR_QCQO_REFORMULATE_REL_DROP_TOL*
- *MSK_IPAR_BI_IGNORE_MAX_ITER*
- *MSK_IPAR_BI_IGNORE_NUM_ERROR*
- *MSK_IPAR_INTPNT_BASIS*
- *MSK_IPAR_INTPNT_DIFF_STEP*
- *MSK_IPAR_INTPNT_HOTSTART*
- *MSK_IPAR_INTPNT_MAX_ITERATIONS*
- *MSK_IPAR_INTPNT_MAX_NUM_COR*
- *MSK_IPAR_INTPNT_OFF_COL_TRH*
- *MSK_IPAR_INTPNT_ORDER_GP_NUM_SEEDS*
- *MSK_IPAR_INTPNT_ORDER_METHOD*
- *MSK_IPAR_INTPNT_PURIFY*
- *MSK_IPAR_INTPNT_REGULARIZATION_USE*
- *MSK_IPAR_INTPNT_SCALING*
- *MSK_IPAR_INTPNT_SOLVE_FORM*
- *MSK_IPAR_INTPNT_STARTING_POINT*
- *MSK_IPAR_LOG_INTPNT*

License manager

- *MSK_IPAR_CACHE_LICENSE*
- *MSK_IPAR_LICENSE_DEBUG*
- *MSK_IPAR_LICENSE_PAUSE_TIME*
- *MSK_IPAR_LICENSE_SUPPRESS_EXPIRE_WRNS*
- *MSK_IPAR_LICENSE_TRH_EXPIRY_WRN*
- *MSK_IPAR_LICENSE_WAIT*

Logging

- *MSK_IPAR_HEARTBEAT_SIM_FREQ_TICKS*
- *MSK_IPAR_LOG*
- *MSK_IPAR_LOG_ANA_PRO*
- *MSK_IPAR_LOG_BI*
- *MSK_IPAR_LOG_BI_FREQ*
- *MSK_IPAR_LOG_CUT_SECOND_OPT*
- *MSK_IPAR_LOG_EXPAND*
- *MSK_IPAR_LOG_FEAS_REPAIR*
- *MSK_IPAR_LOG_FILE*
- *MSK_IPAR_LOG_INCLUDE_SUMMARY*
- *MSK_IPAR_LOG_INFEAS_ANA*
- *MSK_IPAR_LOG_INTPNT*
- *MSK_IPAR_LOG_LOCAL_INFO*
- *MSK_IPAR_LOG_MIO*
- *MSK_IPAR_LOG_MIO_FREQ*
- *MSK_IPAR_LOG_ORDER*
- *MSK_IPAR_LOG_PRESOLVE*
- *MSK_IPAR_LOG_SENSITIVITY*
- *MSK_IPAR_LOG_SENSITIVITY_OPT*
- *MSK_IPAR_LOG_SIM*
- *MSK_IPAR_LOG_SIM_FREQ*
- *MSK_IPAR_LOG_SIM_FREQ_GIGA_TICKS*
- *MSK_IPAR_LOG_STORAGE*

Mixed-integer optimization

- *MSK_DPAR_MIO_CLIQUÉ_TABLE_SIZE_FACTOR*
- *MSK_DPAR_MIO_DJC_MAX_BIGM*
- *MSK_DPAR_MIO_MAX_TIME*
- *MSK_DPAR_MIO_REL_GAP_CONST*
- *MSK_DPAR_MIO_TOL_ABS_GAP*
- *MSK_DPAR_MIO_TOL_ABS_RELAX_INT*
- *MSK_DPAR_MIO_TOL_FEAS*
- *MSK_DPAR_MIO_TOL_REL_DUAL_BOUND_IMPROVEMENT*
- *MSK_DPAR_MIO_TOL_REL_GAP*
- *MSK_IPAR_LOG_MIO*

- *MSK_IPAR_LOG_MIO_FREQ*
- *MSK_IPAR_MIO_BRANCH_DIR*
- *MSK_IPAR_MIO_CONFLICT_ANALYSIS_LEVEL*
- *MSK_IPAR_MIO_CONIC_OUTER_APPROXIMATION*
- *MSK_IPAR_MIO_CONSTRUCT_SOL*
- *MSK_IPAR_MIO_CROSSOVER_MAX_NODES*
- *MSK_IPAR_MIO_CUT_CLIQUE*
- *MSK_IPAR_MIO_CUT_CMIR*
- *MSK_IPAR_MIO_CUT_GMI*
- *MSK_IPAR_MIO_CUT_IMPLIED_BOUND*
- *MSK_IPAR_MIO_CUT_KNAPSACK_COVER*
- *MSK_IPAR_MIO_CUT_LIPRO*
- *MSK_IPAR_MIO_CUT_SELECTION_LEVEL*
- *MSK_IPAR_MIO_DATA_PERMUTATION_METHOD*
- *MSK_IPAR_MIO_DUAL_RAY_ANALYSIS_LEVEL*
- *MSK_IPAR_MIO_FEASPUMP_LEVEL*
- *MSK_IPAR_MIO_HEURISTIC_LEVEL*
- *MSK_IPAR_MIO_INDEPENDENT_BLOCK_LEVEL*
- *MSK_IPAR_MIO_MAX_NUM_BRANCHES*
- *MSK_IPAR_MIO_MAX_NUM_RELAXS*
- *MSK_IPAR_MIO_MAX_NUM_RESTARTS*
- *MSK_IPAR_MIO_MAX_NUM_ROOT_CUT_ROUNDS*
- *MSK_IPAR_MIO_MAX_NUM_SOLUTIONS*
- *MSK_IPAR_MIO_MEMORY_EMPHASIS_LEVEL*
- *MSK_IPAR_MIO_MIN_REL*
- *MSK_IPAR_MIO_NODE_OPTIMIZER*
- *MSK_IPAR_MIO_NODE_SELECTION*
- *MSK_IPAR_MIO_NUMERICAL_EMPHASIS_LEVEL*
- *MSK_IPAR_MIO_OPT_FACE_MAX_NODES*
- *MSK_IPAR_MIO_PERSPECTIVE_REFORMULATE*
- *MSK_IPAR_MIO_PROBING_LEVEL*
- *MSK_IPAR_MIO_PROPAGATE_OBJECTIVE_CONSTRAINT*
- *MSK_IPAR_MIO_QCQO_REFORMULATION_METHOD*
- *MSK_IPAR_MIO_RENS_MAX_NODES*
- *MSK_IPAR_MIO_RINS_MAX_NODES*
- *MSK_IPAR_MIO_ROOT_OPTIMIZER*

- *MSK_IPAR_MIO_SEED*
- *MSK_IPAR_MIO_SYMMETRY_LEVEL*
- *MSK_IPAR_MIO_VAR_SELECTION*
- *MSK_IPAR_MIO_VB_DETECTION_LEVEL*

Output information

- *MSK_IPAR_HEARTBEAT_SIM_FREQ_TICKS*
- *MSK_IPAR_INFEAS_REPORT_LEVEL*
- *MSK_IPAR_LICENSE_SUPPRESS_EXPIRE_WRNS*
- *MSK_IPAR_LICENSE_TRH_EXPIRY_WRN*
- *MSK_IPAR_LOG*
- *MSK_IPAR_LOG_BI*
- *MSK_IPAR_LOG_BI_FREQ*
- *MSK_IPAR_LOG_CUT_SECOND_OPT*
- *MSK_IPAR_LOG_EXPAND*
- *MSK_IPAR_LOG_FEAS_REPAIR*
- *MSK_IPAR_LOG_FILE*
- *MSK_IPAR_LOG_INCLUDE_SUMMARY*
- *MSK_IPAR_LOG_INFEAS_ANA*
- *MSK_IPAR_LOG_INTPNT*
- *MSK_IPAR_LOG_LOCAL_INFO*
- *MSK_IPAR_LOG_MIO*
- *MSK_IPAR_LOG_MIO_FREQ*
- *MSK_IPAR_LOG_ORDER*
- *MSK_IPAR_LOG_SENSITIVITY*
- *MSK_IPAR_LOG_SENSITIVITY_OPT*
- *MSK_IPAR_LOG_SIM*
- *MSK_IPAR_LOG_SIM_FREQ*
- *MSK_IPAR_LOG_SIM_FREQ_GIGA_TICKS*
- *MSK_IPAR_LOG_STORAGE*
- *MSK_IPAR_MAX_NUM_WARNINGS*

Overall solver

- *MSK_IPAR_BI_CLEAN_OPTIMIZER*
- *MSK_IPAR_LICENSE_WAIT*
- *MSK_IPAR_MIO_MODE*
- *MSK_IPAR_OPTIMIZER*
- *MSK_IPAR_PRESOLVE_MAX_NUM_REDUCTIONS*
- *MSK_IPAR_PRESOLVE_USE*
- *MSK_IPAR_PRIMAL_REPAIR_OPTIMIZER*
- *MSK_IPAR_SENSITIVITY_ALL*
- *MSK_IPAR_SENSITIVITY_TYPE*
- *MSK_IPAR_SIM_PRECISION*

Overall system

- *MSK_IPAR_AUTO_UPDATE_SOL_INFO*
- *MSK_IPAR_LICENSE_WAIT*
- *MSK_IPAR_LOG_STORAGE*
- *MSK_IPAR_MT_SPINCOUNT*
- *MSK_IPAR_NUM_THREADS*
- *MSK_IPAR_REMOVE_UNUSED_SOLUTIONS*
- *MSK_IPAR_TIMING_LEVEL*
- *MSK_SPAR_REMOTE_OPTSERVER_HOST*
- *MSK_SPAR_REMOTE_TLS_CERT*
- *MSK_SPAR_REMOTE_TLS_CERT_PATH*

Presolve

- *MSK_DPAR_FOLDING_TOL_EQ*
- *MSK_DPAR_PRESOLVE_TOL_ABS_LINDEP*
- *MSK_DPAR_PRESOLVE_TOL_PRIMAL_INFEAS_PERTURBATION*
- *MSK_DPAR_PRESOLVE_TOL_REL_LINDEP*
- *MSK_DPAR_PRESOLVE_TOL_S*
- *MSK_DPAR_PRESOLVE_TOL_X*
- *MSK_IPAR_FOLDING_USE*
- *MSK_IPAR_MIO_PRESOLVE_AGGREGATOR_USE*
- *MSK_IPAR_PRESOLVE_ELIMINATOR_MAX_FILL*
- *MSK_IPAR_PRESOLVE_ELIMINATOR_MAX_NUM_TRIES*
- *MSK_IPAR_PRESOLVE_LINDEP_ABS_WORK_TRH*

- *MSK_IPAR_PRESOLVE_LINDEP_NEW*
- *MSK_IPAR_PRESOLVE_LINDEP_REL_WORK_TRH*
- *MSK_IPAR_PRESOLVE_LINDEP_USE*
- *MSK_IPAR_PRESOLVE_MAX_NUM_PASS*
- *MSK_IPAR_PRESOLVE_MAX_NUM_REDUCTIONS*
- *MSK_IPAR_PRESOLVE_USE*

Primal simplex

- *MSK_IPAR_SIM_PRIMAL_CRASH*
- *MSK_IPAR_SIM_PRIMAL_RESTRICT_SELECTION*
- *MSK_IPAR_SIM_PRIMAL_SELECTION*

Simplex optimizer

- *MSK_DPAR_BASIS_REL_TOL_S*
- *MSK_DPAR_BASIS_TOL_S*
- *MSK_DPAR_BASIS_TOL_X*
- *MSK_DPAR_SIM_LU_TOL_REL_PIV*
- *MSK_DPAR_SIM_PRECISION_SCALING_EXTENDED*
- *MSK_DPAR_SIM_PRECISION_SCALING_NORMAL*
- *MSK_DPAR_SIMPLEX_ABS_TOL_PIV*
- *MSK_IPAR_BASIS_SOLVE_USE_PLUS_ONE*
- *MSK_IPAR_HEARTBEAT_SIM_FREQ_TICKS*
- *MSK_IPAR_LOG_SIM*
- *MSK_IPAR_LOG_SIM_FREQ*
- *MSK_IPAR_LOG_SIM_FREQ_GIGA_TICKS*
- *MSK_IPAR_SIM_BASIS_FACTOR_USE*
- *MSK_IPAR_SIM_DEGEN*
- *MSK_IPAR_SIM_DETECT_PWL*
- *MSK_IPAR_SIM_DUAL_PHASEONE_METHOD*
- *MSK_IPAR_SIM_EXPLOIT_DUPVEC*
- *MSK_IPAR_SIM_HOTSTART*
- *MSK_IPAR_SIM_HOTSTART_LU*
- *MSK_IPAR_SIM_MAX_ITERATIONS*
- *MSK_IPAR_SIM_MAX_NUM_SETBACKS*
- *MSK_IPAR_SIM_NON_SINGULAR*
- *MSK_IPAR_SIM_PRECISION_BOOST*

- *MSK_IPAR_SIM_PRIMAL_PHASEONE_METHOD*
- *MSK_IPAR_SIM_REFACTOR_FREQ*
- *MSK_IPAR_SIM_REFORMULATION*
- *MSK_IPAR_SIM_SAVE_LU*
- *MSK_IPAR_SIM_SCALING*
- *MSK_IPAR_SIM_SCALING_METHOD*
- *MSK_IPAR_SIM_SEED*
- *MSK_IPAR_SIM_SOLVE_FORM*
- *MSK_IPAR_SIM_SWITCH_OPTIMIZER*

Solution input/output

- *MSK_IPAR_INFEAS_REPORT_AUTO*
- *MSK_IPAR_SOL_FILTER_KEEP_BASIC*
- *MSK_IPAR_SOL_READ_NAME_WIDTH*
- *MSK_IPAR_SOL_READ_WIDTH*
- *MSK_IPAR_WRITE_BAS_CONSTRAINTS*
- *MSK_IPAR_WRITE_BAS_HEAD*
- *MSK_IPAR_WRITE_BAS_VARIABLES*
- *MSK_IPAR_WRITE_INT_CONSTRAINTS*
- *MSK_IPAR_WRITE_INT_HEAD*
- *MSK_IPAR_WRITE_INT_VARIABLES*
- *MSK_IPAR_WRITE_SOL_BARVARIABLES*
- *MSK_IPAR_WRITE_SOL_CONSTRAINTS*
- *MSK_IPAR_WRITE_SOL_HEAD*
- *MSK_IPAR_WRITE_SOL_IGNORE_INVALID_NAMES*
- *MSK_IPAR_WRITE_SOL_VARIABLES*
- *MSK_SPAR_BAS_SOL_FILE_NAME*
- *MSK_SPAR_INT_SOL_FILE_NAME*
- *MSK_SPAR_ITR_SOL_FILE_NAME*
- *MSK_SPAR_SOL_FILTER_XC_LOW*
- *MSK_SPAR_SOL_FILTER_XC_UPR*
- *MSK_SPAR_SOL_FILTER_XX_LOW*
- *MSK_SPAR_SOL_FILTER_XX_UPR*

Termination criteria

- *MSK_DPAR_BASIS_REL_TOL_S*
- *MSK_DPAR_BASIS_TOL_S*
- *MSK_DPAR_BASIS_TOL_X*
- *MSK_DPAR_INTPNT_CO_TOL_DFEAS*
- *MSK_DPAR_INTPNT_CO_TOL_INFEAS*
- *MSK_DPAR_INTPNT_CO_TOL_MU_RED*
- *MSK_DPAR_INTPNT_CO_TOL_NEAR_REL*
- *MSK_DPAR_INTPNT_CO_TOL_PFEAS*
- *MSK_DPAR_INTPNT_CO_TOL_REL_GAP*
- *MSK_DPAR_INTPNT_QO_TOL_DFEAS*
- *MSK_DPAR_INTPNT_QO_TOL_INFEAS*
- *MSK_DPAR_INTPNT_QO_TOL_MU_RED*
- *MSK_DPAR_INTPNT_QO_TOL_NEAR_REL*
- *MSK_DPAR_INTPNT_QO_TOL_PFEAS*
- *MSK_DPAR_INTPNT_QO_TOL_REL_GAP*
- *MSK_DPAR_INTPNT_TOL_DFEAS*
- *MSK_DPAR_INTPNT_TOL_INFEAS*
- *MSK_DPAR_INTPNT_TOL_MU_RED*
- *MSK_DPAR_INTPNT_TOL_PFEAS*
- *MSK_DPAR_INTPNT_TOL_REL_GAP*
- *MSK_DPAR_LOWER_OBJ_CUT*
- *MSK_DPAR_LOWER_OBJ_CUT_FINITE_TRH*
- *MSK_DPAR_MIO_MAX_TIME*
- *MSK_DPAR_MIO_REL_GAP_CONST*
- *MSK_DPAR_MIO_TOL_REL_GAP*
- *MSK_DPAR_OPTIMIZER_MAX_TICKS*
- *MSK_DPAR_OPTIMIZER_MAX_TIME*
- *MSK_DPAR_SIM_PRECISION_SCALING_EXTENDED*
- *MSK_DPAR_SIM_PRECISION_SCALING_NORMAL*
- *MSK_DPAR_UPPER_OBJ_CUT*
- *MSK_DPAR_UPPER_OBJ_CUT_FINITE_TRH*
- *MSK_IPAR_BI_MAX_ITERATIONS*
- *MSK_IPAR_INTPNT_MAX_ITERATIONS*
- *MSK_IPAR_MIO_MAX_NUM_BRANCHES*
- *MSK_IPAR_MIO_MAX_NUM_ROOT_CUT_ROUNDS*
- *MSK_IPAR_MIO_MAX_NUM_SOLUTIONS*
- *MSK_IPAR_SIM_MAX_ITERATIONS*

Other

- *MSK_IPAR_COMPRESS_STATFILE*
- *MSK_IPAR_GETDUAL_CONVERT_LMIS*
- *MSK_IPAR_NG*
- *MSK_IPAR_REMOTE_USE_COMPRESSION*

13.3 Parameters (alphabetical list sorted by type)

- *Double parameters*
- *Integer parameters*
- *String parameters*

13.3.1 Double parameters

dparam

The enumeration type containing all double parameters.

MSK_DPAR_ANA_SOL_INFEAS_TOL

If a constraint violates its bound with an amount larger than this value, the constraint name, index and violation will be printed by the solution analyzer.

Default

1e-6

Accepted

[0.0; +inf]

Example

```
prob$dparam <- list(ANA_SOL_INFEAS_TOL = 1e-6)
```

Groups

Analysis

MSK_DPAR_BASIS_REL_TOL_S

Maximum relative dual bound violation allowed in an optimal basic solution.

Default

1.0e-12

Accepted

[0.0; +inf]

Example

```
prob$dparam <- list(BASIS_REL_TOL_S = 1.0e-12)
```

Groups

Simplex optimizer, Termination criteria

MSK_DPAR_BASIS_TOL_S

Maximum absolute dual bound violation in an optimal basic solution.

Default

1.0e-6

Accepted

[1.0e-9; +inf]

Example

```
prob$dparam <- list(BASIS_TOL_S = 1.0e-6)
```

Groups

Simplex optimizer, Termination criteria

MSK_DPAR_BASIS_TOL_X

Maximum absolute primal bound violation allowed in an optimal basic solution.

Default

1.0e-6

Accepted

[1.0e-9; +inf]

Example

```
prob$dparam <- list(BASIS_TOL_X = 1.0e-6)
```

Groups

Simplex optimizer, Termination criteria

MSK_DPAR_DATA_SYM_MAT_TOL

Absolute zero tolerance for elements in symmetric matrices. If any value in a symmetric matrix is smaller than this parameter in absolute terms **MOSEK** will treat the values as zero and generate a warning.

Default

1.0e-12

Accepted

[1.0e-16; 1.0e-6]

Example

```
prob$dparam <- list(DATA_SYM_MAT_TOL = 1.0e-12)
```

Groups

Data check

MSK_DPAR_DATA_SYM_MAT_TOL_HUGE

An element in a symmetric matrix which is larger than this value in absolute size causes an error.

Default

1.0e20

Accepted

[0.0; +inf]

Example

```
prob$dparam <- list(DATA_SYM_MAT_TOL_HUGE = 1.0e20)
```

Groups

Data check

MSK_DPAR_DATA_SYM_MAT_TOL_LARGE

An element in a symmetric matrix which is larger than this value in absolute size causes a warning message to be printed.

Default

1.0e10

Accepted

[0.0; +inf]

Example

```
prob$dparam <- list(DATA_SYM_MAT_TOL_LARGE = 1.0e10)
```

Groups

Data check

MSK_DPAR_DATA_TOL_AIJ_HUGE

An element in A which is larger than this value in absolute size causes an error.

Default

1.0e20

Accepted

[0.0; +inf]

Example

```
prob$dparam <- list(DATA_TOL_AIJ_HUGE = 1.0e20)
```

Groups

Data check

MSK_DPAR_DATA_TOL_AIJ_LARGE

An element in *A* which is larger than this value in absolute size causes a warning message to be printed.

Default

1.0e10

Accepted

[0.0; +inf]

Example

```
prob$dparam <- list(DATA_TOL_AIJ_LARGE = 1.0e10)
```

Groups

Data check

MSK_DPAR_DATA_TOL_BOUND_INF

Any bound which in absolute value is greater than this parameter is considered infinite.

Default

1.0e16

Accepted

[0.0; +inf]

Example

```
prob$dparam <- list(DATA_TOL_BOUND_INF = 1.0e16)
```

Groups

Data check

MSK_DPAR_DATA_TOL_BOUND_WRN

If a bound value is larger than this value in absolute size, then a warning message is issued.

Default

1.0e8

Accepted

[0.0; +inf]

Example

```
prob$dparam <- list(DATA_TOL_BOUND_WRN = 1.0e8)
```

Groups

Data check

MSK_DPAR_DATA_TOL_C_HUGE

An element in *c* which is larger than the value of this parameter in absolute terms is considered to be huge and generates an error.

Default

1.0e16

Accepted

[0.0; +inf]

Example

```
prob$dparam <- list(DATA_TOL_C_HUGE = 1.0e16)
```

Groups

Data check

MSK_DPAR_DATA_TOL_CJ_LARGE

An element in c which is larger than this value in absolute terms causes a warning message to be printed.

Default

1.0e8

Accepted

[0.0; +inf]

Example

```
prob$dparam <- list(DATA_TOL_CJ_LARGE = 1.0e8)
```

Groups

Data check

MSK_DPAR_DATA_TOL_QIJ

Absolute zero tolerance for elements in Q matrices.

Default

1.0e-16

Accepted

[0.0; +inf]

Example

```
prob$dparam <- list(DATA_TOL_QIJ = 1.0e-16)
```

Groups

Data check

MSK_DPAR_DATA_TOL_X

Zero tolerance for constraints and variables i.e. if the distance between the lower and upper bound is less than this value, then the lower and upper bound is considered identical.

Default

1.0e-8

Accepted

[0.0; +inf]

Example

```
prob$dparam <- list(DATA_TOL_X = 1.0e-8)
```

Groups

Data check

MSK_DPAR_FOLDING_TOL_EQ

Tolerance for coefficient equality during folding.

Default

1e-9

Accepted

[0.0; +inf]

Example

```
prob$dparam <- list(FOLDING_TOL_EQ = 1e-9)
```

Groups

Presolve

MSK_DPAR_INTPNT_CO_TOL_DFEAS

Dual feasibility tolerance used by the interior-point optimizer for conic problems.

Default

1.0e-8

Accepted

[0.0; 1.0]

Example

```
prob$dparam <- list(INTPNT_CO_TOL_DFEAS = 1.0e-8)
```

See also

MSK_DPAR_INTPNT_CO_TOL_NEAR_REL

Groups

Interior-point method, Termination criteria, Conic interior-point method

MSK_DPAR_INTPNT_CO_TOL_INFEAS

Infeasibility tolerance used by the interior-point optimizer for conic problems. Controls when the interior-point optimizer declares the model primal or dual infeasible. A small number means the optimizer gets more conservative about declaring the model infeasible.

Default

1.0e-12

Accepted

[0.0; 1.0]

Example

```
prob$dparam <- list(INTPNT_CO_TOL_INFEAS = 1.0e-12)
```

Groups

Interior-point method, Termination criteria, Conic interior-point method

MSK_DPAR_INTPNT_CO_TOL_MU_RED

Relative complementarity gap tolerance used by the interior-point optimizer for conic problems.

Default

1.0e-8

Accepted

[0.0; 1.0]

Example

```
prob$dparam <- list(INTPNT_CO_TOL_MU_RED = 1.0e-8)
```

Groups

Interior-point method, Termination criteria, Conic interior-point method

MSK_DPAR_INTPNT_CO_TOL_NEAR_REL

Optimality tolerance used by the interior-point optimizer for conic problems. If **MOSEK** cannot compute a solution that has the prescribed accuracy then it will check if the solution found satisfies the termination criteria with all tolerances multiplied by the value of this parameter. If yes, then the solution is also declared optimal.

Default

1000

Accepted

[1.0; +inf]

Example

```
prob$dparam <- list(INTPNT_CO_TOL_NEAR_REL = 1000)
```

Groups

Interior-point method, Termination criteria, Conic interior-point method

MSK_DPAR_INTPNT_CO_TOL_PFEAS

Primal feasibility tolerance used by the interior-point optimizer for conic problems.

Default

1.0e-8

Accepted

[0.0; 1.0]

Example

```
prob$dparam <- list(INTPNT_CO_TOL_PFEAS = 1.0e-8)
```

See also

MSK_DPAR_INTPNT_CO_TOL_NEAR_REL

Groups

Interior-point method, Termination criteria, Conic interior-point method

MSK_DPAR_INTPNT_CO_TOL_REL_GAP

Relative gap termination tolerance used by the interior-point optimizer for conic problems.

Default

1.0e-8

Accepted

[0.0; 1.0]

Example

```
prob$dparam <- list(INTPNT_CO_TOL_REL_GAP = 1.0e-8)
```

See also

MSK_DPAR_INTPNT_CO_TOL_NEAR_REL

Groups

Interior-point method, Termination criteria, Conic interior-point method

MSK_DPAR_INTPNT_QO_TOL_DFEAS

Dual feasibility tolerance used by the interior-point optimizer for quadratic problems.

Default

1.0e-8

Accepted

[0.0; 1.0]

Example

```
prob$dparam <- list(INTPNT_QO_TOL_DFEAS = 1.0e-8)
```

See also

MSK_DPAR_INTPNT_QO_TOL_NEAR_REL

Groups

Interior-point method, Termination criteria

MSK_DPAR_INTPNT_QO_TOL_INFEAS

Infeasibility tolerance used by the interior-point optimizer for quadratic problems. Controls when the interior-point optimizer declares the model primal or dual infeasible. A small number means the optimizer gets more conservative about declaring the model infeasible.

Default

1.0e-12

Accepted

[0.0; 1.0]

Example

```
prob$dparam <- list(INTPNT_QO_TOL_INFEAS = 1.0e-12)
```

Groups

Interior-point method, Termination criteria

MSK_DPAR_INTPNT_QO_TOL_MU_RED

Relative complementarity gap tolerance used by the interior-point optimizer for quadratic problems.

Default

1.0e-8

Accepted

[0.0; 1.0]

Example

```
prob$dparam <- list(INTPNT_QO_TOL_MU_RED = 1.0e-8)
```

Groups

Interior-point method, Termination criteria

MSK_DPAR_INTPNT_QO_TOL_NEAR_REL

Optimality tolerance used by the interior-point optimizer for quadratic problems. If **MOSEK** cannot compute a solution that has the prescribed accuracy then it will check if the solution found satisfies the termination criteria with all tolerances multiplied by the value of this parameter. If yes, then the solution is also declared optimal.

Default

1000

Accepted

[1.0; +inf]

Example

```
prob$dparam <- list(INTPNT_QO_TOL_NEAR_REL = 1000)
```

Groups

Interior-point method, Termination criteria

MSK_DPAR_INTPNT_QO_TOL_PFEAS

Primal feasibility tolerance used by the interior-point optimizer for quadratic problems.

Default

1.0e-8

Accepted

[0.0; 1.0]

Example

```
prob$dparam <- list(INTPNT_QO_TOL_PFEAS = 1.0e-8)
```

See also

MSK_DPAR_INTPNT_QO_TOL_NEAR_REL

Groups

Interior-point method, Termination criteria

MSK_DPAR_INTPNT_QO_TOL_REL_GAP

Relative gap termination tolerance used by the interior-point optimizer for quadratic problems.

Default

1.0e-8

Accepted

[0.0; 1.0]

Example

```
prob$dparam <- list(INTPNT_QO_TOL_REL_GAP = 1.0e-8)
```

See also

MSK_DPAR_INTPNT_QO_TOL_NEAR_REL

Groups

Interior-point method, Termination criteria

MSK_DPAR_INTPNT_TOL_DFEAS

Dual feasibility tolerance used by the interior-point optimizer for linear problems.

Default

1.0e-8

Accepted

[0.0; 1.0]

Example

```
prob$dparam <- list(INTPNT_TOL_DFEAS = 1.0e-8)
```

Groups

Interior-point method, Termination criteria

MSK_DPAR_INTPNT_TOL_DSAFE

Controls the initial dual starting point used by the interior-point optimizer. If the interior-point optimizer converges slowly and/or the constraint or variable bounds are very large, then it might be worthwhile to increase this value.

Default

1.0

Accepted

[1.0e-4; +inf]

Example

```
prob$dparam <- list(INTPNT_TOL_DSAFE = 1.0)
```

Groups

Interior-point method

MSK_DPAR_INTPNT_TOL_INFEAS

Infeasibility tolerance used by the interior-point optimizer for linear problems. Controls when the interior-point optimizer declares the model primal or dual infeasible. A small number means the optimizer gets more conservative about declaring the model infeasible.

Default

1.0e-10

Accepted

[0.0; 1.0]

Example

```
prob$dparam <- list(INTPNT_TOL_INFEAS = 1.0e-10)
```

Groups

Interior-point method, Termination criteria

MSK_DPAR_INTPNT_TOL_MU_RED

Relative complementarity gap tolerance used by the interior-point optimizer for linear problems.

Default

1.0e-16

Accepted

[0.0; 1.0]

Example

```
prob$dparam <- list(INTPNT_TOL_MU_RED = 1.0e-16)
```

Groups

Interior-point method, Termination criteria

MSK_DPAR_INTPNT_TOL_PATH

Controls how close the interior-point optimizer follows the central path. A large value of this parameter means the central path is followed very closely. On numerically unstable problems it may be worthwhile to increase this parameter.

Default

1.0e-8

Accepted

[0.0; 0.9999]

Example

```
prob$dparam <- list(INTPNT_TOL_PATH = 1.0e-8)
```

Groups

Interior-point method

MSK_DPAR_INTPNT_TOL_PFEAS

Primal feasibility tolerance used by the interior-point optimizer for linear problems.

Default

1.0e-8

Accepted

[0.0; 1.0]

Example

```
prob$dparam <- list(INTPNT_TOL_PFEAS = 1.0e-8)
```

Groups

Interior-point method, Termination criteria

MSK_DPAR_INTPNT_TOL_PSAFE

Controls the initial primal starting point used by the interior-point optimizer. If the interior-point optimizer converges slowly and/or the constraint or variable bounds are very large, then it may be worthwhile to increase this value.

Default

1.0

Accepted

[1.0e-4; +inf]

Example

```
prob$dparam <- list(INTPNT_TOL_PSAFE = 1.0)
```

Groups

Interior-point method

MSK_DPAR_INTPNT_TOL_REL_GAP

Relative gap termination tolerance used by the interior-point optimizer for linear problems.

Default

1.0e-8

Accepted

[1.0e-14; +inf]

Example

```
prob$dparam <- list(INTPNT_TOL_REL_GAP = 1.0e-8)
```

Groups

Termination criteria, Interior-point method

MSK_DPAR_INTPNT_TOL_REL_STEP

Relative step size to the boundary for linear and quadratic optimization problems.

Default

0.9999

Accepted

[1.0e-4; 0.999999]

Example

```
prob$dparam <- list(INTPNT_TOL_REL_STEP = 0.9999)
```

Groups

Interior-point method

MSK_DPAR_INTPNT_TOL_STEP_SIZE

Minimal step size tolerance. If the step size falls below the value of this parameter, then the interior-point optimizer assumes that it is stalled. In other words the interior-point optimizer does not make any progress and therefore it is better to stop.

Default

1.0e-6

Accepted

[0.0; 1.0]

Example

```
prob$dparam <- list(INTPNT_TOL_STEP_SIZE = 1.0e-6)
```

Groups

Interior-point method

MSK_DPAR_LOWER_OBJ_CUT

If either a primal or dual feasible solution is found proving that the optimal objective value is outside the interval [*MSK_DPAR_LOWER_OBJ_CUT*, *MSK_DPAR_UPPER_OBJ_CUT*], then **MOSEK** is terminated.

Default

-INFINITY

Accepted

[-inf; +inf]

Example

```
prob$dparam <- list(LOWER_OBJ_CUT = -INFINITY)
```

See also

MSK_DPAR_LOWER_OBJ_CUT_FINITE_TRH

Groups

Termination criteria

MSK_DPAR_LOWER_OBJ_CUT_FINITE_TRH

If the lower objective cut is less than the value of this parameter value, then the lower objective cut i.e. *MSK_DPAR_LOWER_OBJ_CUT* is treated as $-\infty$.

Default

-0.5e30

Accepted

[-inf; +inf]

Example

```
prob$dparam <- list(LOWER_OBJ_CUT_FINITE_TRH = -0.5e30)
```

Groups

Termination criteria

MSK_DPAR_MIO_CLIQUETABLE_SIZE_FACTOR

Controls the maximum size of the clique table as a factor of the number of nonzeros in the A matrix. A negative value implies **MOSEK** decides.

Default

-1

Accepted

[-1; +inf]

Example

```
prob$dparam <- list(MIO_CLIQUETABLE_SIZE_FACTOR = -1)
```

Groups

Mixed-integer optimization

MSK_DPAR_MIO_DJC_MAX_BIGM

Maximum allowed big-M value when reformulating disjunctive constraints to linear constraints. Higher values make it more likely that a disjunction is reformulated to linear constraints, but also increase the risk of numerical problems.

Default

1.0e6

Accepted

[0; +inf]

Example

```
prob$dparam <- list(MIO_DJC_MAX_BIGM = 1.0e6)
```

Groups

Mixed-integer optimization

MSK_DPAR_MIO_MAX_TIME

This parameter limits the maximum time spent by the mixed-integer optimizer (in seconds). A negative number means infinity.

Default

-1.0

Accepted

[-inf; +inf]

Example

```
prob$dparam <- list(MIO_MAX_TIME = -1.0)
```

Groups

Mixed-integer optimization, Termination criteria

MSK_DPAR_MIO_REL_GAP_CONST

This value is used to compute the relative gap for the solution to an integer optimization problem.

Default

1.0e-10

Accepted

[1.0e-15; +inf]

Example

```
prob$dparam <- list(MIO_REL_GAP_CONST = 1.0e-10)
```

Groups

Mixed-integer optimization, Termination criteria

MSK_DPAR_MIO_TOL_ABS_GAP

Absolute optimality tolerance employed by the mixed-integer optimizer.

Default

0.0

Accepted

[0.0; +inf]

Example

```
prob$dparam <- list(MIO_TOL_ABS_GAP = 0.0)
```

Groups

Mixed-integer optimization

MSK_DPAR_MIO_TOL_ABS_RELAX_INT

Absolute integer feasibility tolerance. If the distance to the nearest integer is less than this tolerance then an integer constraint is assumed to be satisfied.

Default

1.0e-5

Accepted

[1e-9; +inf]

Example

```
prob$dparam <- list(MIO_TOL_ABS_RELAX_INT = 1.0e-5)
```

Groups

Mixed-integer optimization

MSK_DPAR_MIO_TOL_FEAS

Feasibility tolerance for mixed integer solver.

Default

1.0e-6

Accepted

[1e-9; 1e-3]

Example

```
prob$dparam <- list(MIO_TOL_FEAS = 1.0e-6)
```

Groups

Mixed-integer optimization

MSK_DPAR_MIO_TOL_REL_DUAL_BOUND_IMPROVEMENT

If the relative improvement of the dual bound is smaller than this value, the solver will terminate the root cut generation. A value of 0.0 means that the value is selected automatically.

Default

0.0

Accepted

[0.0; 1.0]

Example

```
prob$dparam <- list(MIO_TOL_REL_DUAL_BOUND_IMPROVEMENT = 0.0)
```

Groups

Mixed-integer optimization

MSK_DPAR_MIO_TOL_REL_GAP

Relative optimality tolerance employed by the mixed-integer optimizer.

Default

1.0e-4

Accepted

[0.0; +inf]

Example

```
prob$dparam <- list(MIO_TOL_REL_GAP = 1.0e-4)
```

Groups

Mixed-integer optimization, Termination criteria

MSK_DPAR_OPTIMIZER_MAX_TICKS

CURRENTLY NOT IN USE.

Maximum amount of ticks the optimizer is allowed to spend on the optimization. A negative number means infinity.

Default

-1.0

Accepted

[-inf; +inf]

Example

```
prob$dparam <- list(OPTIMIZER_MAX_TICKS = -1.0)
```

Groups

Termination criteria

MSK_DPAR_OPTIMIZER_MAX_TIME

Maximum amount of time the optimizer is allowed to spend on the optimization (in seconds). A negative number means infinity.

Default

-1.0

Accepted

[-inf; +inf]

Example

```
prob$dparam <- list(OPTIMIZER_MAX_TIME = -1.0)
```

Groups

Termination criteria

MSK_DPAR_PRESOLVE_TOL_ABS_LINDEP

Absolute tolerance employed by the linear dependency checker.

Default

1.0e-6

Accepted

[0.0; +inf]

Example

```
prob$dparam <- list(PRESOLVE_TOL_ABS_LINDEP = 1.0e-6)
```

Groups

Presolve

MSK_DPAR_PRESOLVE_TOL_PRIMAL_INFEAS_PERTURBATION

The presolve is allowed to perturb a bound on a constraint or variable by this amount if it removes an infeasibility.

Default

1.0e-6

Accepted

[0.0; +inf]

Example

```
prob$dparam <- list(PRESOLVE_TOL_PRIMAL_INFEAS_PERTURBATION = 1.0e-6)
```

Groups

Presolve

MSK_DPAR_PRESOLVE_TOL_REL_LINDEP

Relative tolerance employed by the linear dependency checker.

Default

1.0e-10

Accepted

[0.0; +inf]

Example

```
prob$dparam <- list(PRESOLVE_TOL_REL_LINDEP = 1.0e-10)
```

Groups

Presolve

MSK_DPAR_PRESOLVE_TOL_S

Absolute zero tolerance employed for s_i in the presolve.

Default

1.0e-8

Accepted

[0.0; +inf]

Example

```
prob$dparam <- list(PRESOLVE_TOL_S = 1.0e-8)
```

Groups

Presolve

MSK_DPAR_PRESOLVE_TOL_X

Absolute zero tolerance employed for x_j in the presolve.

Default

1.0e-8

Accepted

[0.0; +inf]

Example

```
prob$dparam <- list(PRESOLVE_TOL_X = 1.0e-8)
```

Groups

Presolve

MSK_DPAR_QCQO_REFORMULATE_REL_DROP_TOL

This parameter determines when columns are dropped in incomplete Cholesky factorization during reformulation of quadratic problems.

Default

1e-15

Accepted

[0; +inf]

Example

```
prob$dparam <- list(QCQO_REFORMULATE_REL_DROP_TOL = 1e-15)
```

Groups

Interior-point method

MSK_DPAR_SEMIDEFINITE_TOL_APPROX

Tolerance to define a matrix to be positive semidefinite.

Default

1.0e-10

Accepted

[1.0e-15; +inf]

Example

```
prob$dparam <- list(SEMIDEFINITE_TOL_APPROX = 1.0e-10)
```

Groups

Data check

MSK_DPAR_SIM_LU_TOL_REL_PIV

Relative pivot tolerance employed when computing the LU factorization of the basis in the simplex optimizers and in the basis identification procedure. A value closer to 1.0 generally improves numerical stability but typically also implies an increase in the computational work.

Default

0.01

Accepted

[1.0e-6; 0.999999]

Example

```
prob$dparam <- list(SIM_LU_TOL_REL_PIV = 0.01)
```

Groups

Basis identification, Simplex optimizer

MSK_DPAR_SIM_PRECISION_SCALING_EXTENDED

TBD.

Default

2.0

Accepted

[1.0; +inf]

Example

```
prob$dparam <- list(SIM_PRECISION_SCALING_EXTENDED = 2.0)
```

Groups

Simplex optimizer, Termination criteria

MSK_DPAR_SIM_PRECISION_SCALING_NORMAL

TBD.

Default

1.0

Accepted
[1.0; +inf]

Example
prob\$dparam <- list(SIM_PRECISION_SCALING_NORMAL = 1.0)

Groups
Simplex optimizer, Termination criteria

MSK_DPAR_SIMPLEX_ABS_TOL_PIV

Absolute pivot tolerance employed by the simplex optimizers.

Default
1.0e-7

Accepted
[1.0e-12; +inf]

Example
prob\$dparam <- list(SIMPLEX_ABS_TOL_PIV = 1.0e-7)

Groups
Simplex optimizer

MSK_DPAR_UPPER_OBJ_CUT

If either a primal or dual feasible solution is found proving that the optimal objective value is outside the interval [*MSK_DPAR_LOWER_OBJ_CUT*, *MSK_DPAR_UPPER_OBJ_CUT*], then **MOSEK** is terminated.

Default
INFINITY

Accepted
[-inf; +inf]

Example
prob\$dparam <- list(UPPER_OBJ_CUT = INFINITY)

See also
MSK_DPAR_UPPER_OBJ_CUT_FINITE_TRH

Groups
Termination criteria

MSK_DPAR_UPPER_OBJ_CUT_FINITE_TRH

If the upper objective cut is greater than the value of this parameter, then the upper objective cut *MSK_DPAR_UPPER_OBJ_CUT* is treated as ∞ .

Default
0.5e30

Accepted
[-inf; +inf]

Example
prob\$dparam <- list(UPPER_OBJ_CUT_FINITE_TRH = 0.5e30)

Groups
Termination criteria

13.3.2 Integer parameters

iparam

The enumeration type containing all integer parameters.

MSK_IPAR_ANA_SOL_BASIS

Controls whether the basis matrix is analyzed in solution analyzer.

Default
"ON"

Accepted

"ON", "OFF"

Example

```
prob$iparam <- list(ANA_SOL_BASIS = "ON")
```

Groups

Analysis

MSK_IPAR_ANA_SOL_PRINT_VIOLATED

A parameter of the problem analyzer. Controls whether a list of violated constraints is printed. All constraints violated by more than the value set by the parameter *MSK_DPAR_ANA_SOL_INFEAS_TOL* will be printed.

Default

"OFF"

Accepted

"ON", "OFF"

Example

```
prob$iparam <- list(ANA_SOL_PRINT_VIOLATED = "OFF")
```

Groups

Analysis

MSK_IPAR_AUTO_SORT_A_BEFORE_OPT

Controls whether the elements in each column of *A* are sorted before an optimization is performed. This is not required but makes the optimization more deterministic.

Default

"OFF"

Accepted

"ON", "OFF"

Example

```
prob$iparam <- list(AUTO_SORT_A_BEFORE_OPT = "OFF")
```

Groups

Debugging

MSK_IPAR_AUTO_UPDATE_SOL_INFO

Controls whether the solution information items are automatically updated after an optimization is performed.

Default

"OFF"

Accepted

"ON", "OFF"

Example

```
prob$iparam <- list(AUTO_UPDATE_SOL_INFO = "OFF")
```

Groups

Overall system

MSK_IPAR_BASIS_SOLVE_USE_PLUS_ONE

If a slack variable is in the basis, then the corresponding column in the basis is a unit vector with -1 in the right position. However, if this parameter is set to *"MSK_ON"*, -1 is replaced by 1.

Default

"OFF"

Accepted

"ON", "OFF"

Example

```
prob$iparam <- list(BASIS_SOLVE_USE_PLUS_ONE = "OFF")
```

Groups

Simplex optimizer

MSK_IPAR_BI_CLEAN_OPTIMIZER

Controls which simplex optimizer is used in the clean-up phase. Anything else than "MSK_OPTIMIZER_PRIMAL_SIMPLEX" or "MSK_OPTIMIZER_DUAL_SIMPLEX" is equivalent to "MSK_OPTIMIZER_FREE_SIMPLEX".

Default

"FREE"

Accepted

"FREE", "INTPNT", "CONIC", "PRIMAL_SIMPLEX", "DUAL_SIMPLEX",
"NEW_PRIMAL_SIMPLEX", "NEW_DUAL_SIMPLEX", "FREE_SIMPLEX", "MIXED_INT"

Example

```
prob$iparam <- list(BI_CLEAN_OPTIMIZER = "OPTIMIZER_FREE")
```

Groups

Basis identification, Overall solver

MSK_IPAR_BI_IGNORE_MAX_ITER

If the parameter *MSK_IPAR_INTPNT_BASIS* has the value "MSK_BI_NO_ERROR" and the interior-point optimizer has terminated due to maximum number of iterations, then basis identification is performed if this parameter has the value "MSK_ON".

Default

"OFF"

Accepted

"ON", "OFF"

Example

```
prob$iparam <- list(BI_IGNORE_MAX_ITER = "OFF")
```

Groups

Interior-point method, Basis identification

MSK_IPAR_BI_IGNORE_NUM_ERROR

If the parameter *MSK_IPAR_INTPNT_BASIS* has the value "MSK_BI_NO_ERROR" and the interior-point optimizer has terminated due to a numerical problem, then basis identification is performed if this parameter has the value "MSK_ON".

Default

"OFF"

Accepted

"ON", "OFF"

Example

```
prob$iparam <- list(BI_IGNORE_NUM_ERROR = "OFF")
```

Groups

Interior-point method, Basis identification

MSK_IPAR_BI_MAX_ITERATIONS

Controls the maximum number of simplex iterations allowed to optimize a basis after the basis identification.

Default

1000000

Accepted

[0; +inf]

Example

```
prob$iparam <- list(BI_MAX_ITERATIONS = 1000000)
```

Groups

Basis identification, Termination criteria

MSK_IPAR_CACHE_LICENSE

Specifies if the license is kept checked out for the lifetime of the **MOSEK** environment/model/process ("*MSK_ON*") or returned to the server immediately after the optimization ("*MSK_OFF*").

By default the license is checked out for the lifetime of the session at the start of first optimization. Check-in and check-out of licenses have an overhead. Frequent communication with the license server should be avoided.

Default

"ON"

Accepted

"ON", *"OFF"*

Example

```
prob$iparam <- list(CACHE_LICENSE = "ON")
```

Groups

License manager

MSK_IPAR_COMPRESS_STATFILE

Control compression of stat files.

Default

"ON"

Accepted

"ON", *"OFF"*

Example

```
prob$iparam <- list(COMPRESS_STATFILE = "ON")
```

MSK_IPAR_FOLDING_USE

Controls whether and how to use problem folding (symmetry detection for continuous problems). Note that for symmetry detection for mixed-integer problems one should instead use the parameter *MSK_IPAR_MIO_SYMMETRY_LEVEL*.

Default

"FREE_UNLESS_BASIC"

Accepted

"OFF", *"FREE"*, *"FREE_UNLESS_BASIC"*, *"FORCE"*

Example

```
prob$iparam <- list(FOLDING_USE = "FOLDING_MODE_FREE_UNLESS_BASIC")
```

Groups

Presolve

MSK_IPAR_GETDUAL_CONVERT_LMIS

Whether to perform LMI detection and optimization in the user-level dualizer.

Default

"ON"

Accepted

"ON", *"OFF"*

Example

```
prob$iparam <- list(GETDUAL_CONVERT_LMIS = "ON")
```

MSK_IPAR_HEARTBEAT_SIM_FREQ_TICKS

Controls how frequent the new simplex optimizer calls the user-defined callback function is called.

- -1. Logging is disabled.
- 0. Logging at highest frequency (every iteration).
- ≥ 1 . Logging at given frequency measured in ticks.

Default

1000000

Accepted

[-1; +inf]

Example

```
prob$iparam <- list(HEARTBEAT_SIM_FREQ_TICKS = 1000000)
```

Groups*Simplex optimizer, Output information, Logging***MSK_IPAR_INFEAS_GENERIC_NAMES**

Controls whether generic names are used when an infeasible subproblem is created.

Default*"OFF"***Accepted***"ON", "OFF"***Example**

```
prob$iparam <- list(INFEAS_GENERIC_NAMES = "OFF")
```

Groups*Infeasibility report***MSK_IPAR_INFEAS_REPORT_AUTO**

Controls whether an infeasibility report is automatically produced after the optimization if the problem is primal or dual infeasible.

Default*"OFF"***Accepted***"ON", "OFF"***Example**

```
prob$iparam <- list(INFEAS_REPORT_AUTO = "OFF")
```

Groups*Data input/output, Solution input/output***MSK_IPAR_INFEAS_REPORT_LEVEL**

Controls the amount of information presented in an infeasibility report. Higher values imply more information.

Default

1

Accepted

[0; +inf]

Example

```
prob$iparam <- list(INFEAS_REPORT_LEVEL = 1)
```

Groups*Infeasibility report, Output information***MSK_IPAR_INTPNT_BASIS**

Controls whether the interior-point optimizer also computes an optimal basis.

Default*"ALWAYS"***Accepted***"NEVER", "ALWAYS", "NO_ERROR", "IF_FEASIBLE", "RESERVED"***Example**

```
prob$iparam <- list(INTPNT_BASIS = "BI_ALWAYS")
```

See also

*MSK_IPAR_BI_IGNORE_MAX_ITER, MSK_IPAR_BI_IGNORE_NUM_ERROR,
MSK_IPAR_BI_MAX_ITERATIONS, MSK_IPAR_BI_CLEAN_OPTIMIZER*

Groups*Interior-point method, Basis identification***MSK_IPAR_INTPNT_DIFF_STEP**

Controls whether different step sizes are allowed in the primal and dual space.

Default*"ON"***Accepted**

- *"ON"*: Different step sizes are allowed.
- *"OFF"*: Different step sizes are not allowed.

Example

```
prob$iparam <- list(INTPNT_DIFF_STEP = "ON")
```

Groups*Interior-point method***MSK_IPAR_INTPNT_HOTSTART**

Currently not in use.

Default*"NONE"***Accepted***"NONE", "PRIMAL", "DUAL", "PRIMAL_DUAL"***Example**

```
prob$iparam <- list(INTPNT_HOTSTART = "INTPNT_HOTSTART_NONE")
```

Groups*Interior-point method***MSK_IPAR_INTPNT_MAX_ITERATIONS**

Controls the maximum number of iterations allowed in the interior-point optimizer.

Default

400

Accepted

[0; +inf]

Example

```
prob$iparam <- list(INTPNT_MAX_ITERATIONS = 400)
```

Groups*Interior-point method, Termination criteria***MSK_IPAR_INTPNT_MAX_NUM_COR**Controls the maximum number of correctors allowed by the multiple corrector procedure. A negative value means that **MOSEK** is making the choice.**Default**

-1

Accepted

[-1; +inf]

Example

```
prob$iparam <- list(INTPNT_MAX_NUM_COR = -1)
```

Groups*Interior-point method***MSK_IPAR_INTPNT_OFF_COL_TRH**

Controls how many offending columns are detected in the Jacobian of the constraint matrix.

0	no detection
1	aggressive detection
> 1	higher values mean less aggressive detection

Default

40

Accepted

[0; +inf]

Example

```
prob$iparam <- list(INTPNT_OFF_COL_TRH = 40)
```

Groups*Interior-point method***MSK_IPAR_INTPNT_ORDER_GP_NUM_SEEDS**

The GP ordering is dependent on a random seed. Therefore, trying several random seeds may lead to a better ordering. This parameter controls the number of random seeds tried.

A value of 0 means that MOSEK makes the choice.

Default

0

Accepted

[0; +inf]

Example

```
prob$iparam <- list(INTPNT_ORDER_GP_NUM_SEEDS = 0)
```

Groups*Interior-point method***MSK_IPAR_INTPNT_ORDER_METHOD**

Controls the ordering strategy used by the interior-point optimizer when factorizing the Newton equation system.

Default*"FREE"***Accepted***"FREE", "APPMINLOC", "EXPERIMENTAL", "TRY_GRAPHPAR", "FORCE_GRAPHPAR", "NONE"***Example**

```
prob$iparam <- list(INTPNT_ORDER_METHOD = "ORDER_METHOD_FREE")
```

Groups*Interior-point method***MSK_IPAR_INTPNT_PURIFY**

Currently not in use.

Default*"NONE"***Accepted***"NONE", "PRIMAL", "DUAL", "PRIMAL_DUAL", "AUTO"***Example**

```
prob$iparam <- list(INTPNT_PURIFY = "PURIFY_NONE")
```

Groups*Interior-point method***MSK_IPAR_INTPNT_REGULARIZATION_USE**

Controls whether regularization is allowed.

Default*"ON"***Accepted***"ON", "OFF"***Example**

```
prob$iparam <- list(INTPNT_REGULARIZATION_USE = "ON")
```

Groups

Interior-point method

MSK_IPAR_INTPNT_SCALING

Controls how the problem is scaled before the interior-point optimizer is used.

Default

"FREE"

Accepted

"FREE", "NONE"

Example

```
prob$iparam <- list(INTPNT_SCALING = "SCALING_FREE")
```

Groups

Interior-point method

MSK_IPAR_INTPNT_SOLVE_FORM

Controls whether the primal or the dual problem is solved.

Default

"FREE"

Accepted

"FREE", "PRIMAL", "DUAL"

Example

```
prob$iparam <- list(INTPNT_SOLVE_FORM = "SOLVE_FREE")
```

Groups

Interior-point method

MSK_IPAR_INTPNT_STARTING_POINT

Starting point used by the interior-point optimizer.

Default

"FREE"

Accepted

"FREE", "GUESS", "CONSTANT"

Example

```
prob$iparam <- list(INTPNT_STARTING_POINT = "STARTING_POINT_FREE")
```

Groups

Interior-point method

MSK_IPAR_LICENSE_DEBUG

This option is used to turn on debugging of the license manager.

Default

"OFF"

Accepted

"ON", "OFF"

Example

```
prob$iparam <- list(LICENSE_DEBUG = "OFF")
```

Groups

License manager

MSK_IPAR_LICENSE_PAUSE_TIME

If *MSK_IPAR_LICENSE_WAIT* is *"MSK_ON"* and no license is available, then **MOSEK** sleeps a number of milliseconds between each check of whether a license has become free.

Default

100

Accepted

[0; 1000000]

Example

```
prob$iparam <- list(LICENSE_PAUSE_TIME = 100)
```

Groups

License manager

MSK_IPAR_LICENSE_SUPPRESS_EXPIRE_WRNS

Controls whether license features expire warnings are suppressed.

Default

"OFF"

Accepted

"ON", "OFF"

Example

```
prob$iparam <- list(LICENSE_SUPPRESS_EXPIRE_WRNS = "OFF")
```

Groups

License manager, Output information

MSK_IPAR_LICENSE_TRH_EXPIRY_WRN

If a license feature expires in a numbers of days less than the value of this parameter then a warning will be issued.

Default

7

Accepted

[0; +inf]

Example

```
prob$iparam <- list(LICENSE_TRH_EXPIRY_WRN = 7)
```

Groups

License manager, Output information

MSK_IPAR_LICENSE_WAIT

If all licenses are in use **MOSEK** returns with an error code. However, by turning on this parameter **MOSEK** will wait for an available license.

Default

"OFF"

Accepted

"ON", "OFF"

Example

```
prob$iparam <- list(LICENSE_WAIT = "OFF")
```

Groups

Overall solver, Overall system, License manager

MSK_IPAR_LOG

Controls the amount of log information. The value 0 implies that all log information is suppressed. A higher level implies that more information is logged.

Please note that if a task is employed to solve a sequence of optimization problems the value of this parameter is reduced by the value of *MSK_IPAR_LOG_CUT_SECOND_OPT* for the second and any subsequent optimizations.

Default

10

Accepted

[0; +inf]

Example

```
prob$iparam <- list(LOG = 10)
```

See also

MSK_IPAR_LOG_CUT_SECOND_OPT

Groups

Output information, Logging

MSK_IPAR_LOG_ANA_PRO

Controls amount of output from the problem analyzer.

Default

1

Accepted

[0; +inf]

Example

```
prob$iparam <- list(LOG_ANA_PRO = 1)
```

Groups

Analysis, Logging

MSK_IPAR_LOG_BI

Controls the amount of output printed by the basis identification procedure. A higher level implies that more information is logged.

Default

1

Accepted

[0; +inf]

Example

```
prob$iparam <- list(LOG_BI = 1)
```

Groups

Basis identification, Output information, Logging

MSK_IPAR_LOG_BI_FREQ

Controls how frequently the optimizer outputs information about the basis identification and how frequent the user-defined callback function is called.

Default

2500

Accepted

[0; +inf]

Example

```
prob$iparam <- list(LOG_BI_FREQ = 2500)
```

Groups

Basis identification, Output information, Logging

MSK_IPAR_LOG_CUT_SECOND_OPT

If a task is employed to solve a sequence of optimization problems, then the value of the log levels is reduced by the value of this parameter. E.g *MSK_IPAR_LOG* and *MSK_IPAR_LOG_SIM* are reduced by the value of this parameter for the second and any subsequent optimizations.

Default

1

Accepted

[0; +inf]

Example

```
prob$iparam <- list(LOG_CUT_SECOND_OPT = 1)
```

See also

MSK_IPAR_LOG, MSK_IPAR_LOG_INTPT, MSK_IPAR_LOG_MIO, MSK_IPAR_LOG_SIM

Groups

Output information, Logging

MSK_IPAR_LOG_EXPAND

Controls the amount of logging when a data item such as the maximum number constraints is expanded.

Default

1

Accepted

[0; +inf]

Example

```
prob$iparam <- list(LOG_EXPAND = 1)
```

Groups

Output information, Logging

MSK_IPAR_LOG_FEAS_REPAIR

Controls the amount of output printed when performing feasibility repair. A value higher than one means extensive logging.

Default

1

Accepted

[0; +inf]

Example

```
prob$iparam <- list(LOG_FEAS_REPAIR = 1)
```

Groups

Output information, Logging

MSK_IPAR_LOG_FILE

If turned on, then some log info is printed when a file is written or read.

Default

1

Accepted

[0; +inf]

Example

```
prob$iparam <- list(LOG_FILE = 1)
```

Groups

Data input/output, Output information, Logging

MSK_IPAR_LOG_INCLUDE_SUMMARY

Not relevant for this API.

Default

"OFF"

Accepted

"ON", "OFF"

Example

```
prob$iparam <- list(LOG_INCLUDE_SUMMARY = "OFF")
```

Groups

Output information, Logging

MSK_IPAR_LOG_INFEAS_ANA

Controls amount of output printed by the infeasibility analyzer procedures. A higher level implies that more information is logged.

Default

1

Accepted

[0; +inf]

Example

```
prob$iparam <- list(LOG_INFEAS_ANA = 1)
```

Groups

Infeasibility report, Output information, Logging

MSK_IPAR_LOG_INTPNT

Controls amount of output printed by the interior-point optimizer. A higher level implies that more information is logged.

Default

1

Accepted

[0; +inf]

Example

```
prob$iparam <- list(LOG_INTPNT = 1)
```

Groups

Interior-point method, Output information, Logging

MSK_IPAR_LOG_LOCAL_INFO

Controls whether local identifying information like environment variables, filenames, IP addresses etc. are printed to the log.

Note that this will only affect some functions. Some functions that specifically emit system information will not be affected.

Default

"ON"

Accepted

"ON", "OFF"

Example

```
prob$iparam <- list(LOG_LOCAL_INFO = "ON")
```

Groups

Output information, Logging

MSK_IPAR_LOG_MIO

Controls the log level for the mixed-integer optimizer. A higher level implies that more information is logged.

Default

4

Accepted

[0; +inf]

Example

```
prob$iparam <- list(LOG_MIO = 4)
```

Groups

Mixed-integer optimization, Output information, Logging

MSK_IPAR_LOG_MIO_FREQ

Controls how frequent the mixed-integer optimizer prints the log line. It will print line every time *MSK_IPAR_LOG_MIO_FREQ* relaxations have been solved.

Default

10

Accepted

[-inf; +inf]

Example

```
prob$iparam <- list(LOG_MIO_FREQ = 10)
```

Groups

Mixed-integer optimization, Output information, Logging

MSK_IPAR_LOG_ORDER

If turned on, then factor lines are added to the log.

Default

1

Accepted

[0; +inf]

Example

```
prob$iparam <- list(LOG_ORDER = 1)
```

Groups

Output information, Logging

MSK_IPAR_LOG_PRESOLVE

Controls amount of output printed by the presolve procedure. A higher level implies that more information is logged.

Default

1

Accepted

[0; +inf]

Example

```
prob$iparam <- list(LOG_PRESOLVE = 1)
```

Groups

Logging

MSK_IPAR_LOG_SENSITIVITY

Controls the amount of logging during the sensitivity analysis.

- 0. Means no logging information is produced.
- 1. Timing information is printed.
- 2. Sensitivity results are printed.

Default

1

Accepted

[0; +inf]

Example

```
prob$iparam <- list(LOG_SENSITIVITY = 1)
```

Groups

Output information, Logging

MSK_IPAR_LOG_SENSITIVITY_OPT

Controls the amount of logging from the optimizers employed during the sensitivity analysis. 0 means no logging information is produced.

Default

0

Accepted

[0; +inf]

Example

```
prob$iparam <- list(LOG_SENSITIVITY_OPT = 0)
```

Groups

Output information, Logging

MSK_IPAR_LOG_SIM

Controls amount of output printed by the simplex optimizer. A higher level implies that more information is logged.

Default

4

Accepted

[0; +inf]

Example

```
prob$iparam <- list(LOG_SIM = 4)
```

Groups

Simplex optimizer, Output information, Logging

MSK_IPAR_LOG_SIM_FREQ

Controls how frequent the simplex optimizer outputs information about the optimization and how frequent the user-defined callback function is called.

Default

1000

Accepted

[0; +inf]

Example

```
prob$iparam <- list(LOG_SIM_FREQ = 1000)
```

Groups

Simplex optimizer, Output information, Logging

MSK_IPAR_LOG_SIM_FREQ_GIGA_TICKS

Controls how frequent the new simplex optimizer outputs information about the optimization and how frequent the user-defined callback function is called.

- -1. Logging is disabled.
- 0. Logging at highest frequency (every iteration).
- ≥ 1 . Logging at given frequency measured in giga ticks.

Default

100

Accepted

[-1; +inf]

Example

```
prob$iparam <- list(LOG_SIM_FREQ_GIGA_TICKS = 100)
```

Groups

Simplex optimizer, Output information, Logging

MSK_IPAR_LOG_STORAGE

When turned on, **MOSEK** prints messages regarding the storage usage and allocation.

Default

0

Accepted

[0; +inf]

Example

```
prob$iparam <- list(LOG_STORAGE = 0)
```

Groups

Output information, Overall system, Logging

MSK_IPAR_MAX_NUM_WARNINGS

Each warning is shown a limited number of times controlled by this parameter. A negative value is identical to infinite number of times.

Default

10

Accepted

[-inf; +inf]

Example

```
prob$iparam <- list(MAX_NUM_WARNINGS = 10)
```

Groups

Output information

MSK_IPAR_MIO_BRANCH_DIR

Controls whether the mixed-integer optimizer is branching up or down by default.

Default

"FREE"

Accepted

"FREE", "UP", "DOWN", "NEAR", "FAR", "ROOT_LP", "GUIDED", "PSEUDOCOST"

Example

```
prob$iparam <- list(MIO_BRANCH_DIR = "BRANCH_DIR_FREE")
```

Groups

Mixed-integer optimization

MSK_IPAR_MIO_CONFLICT_ANALYSIS_LEVEL

Controls the amount of conflict analysis employed by the mixed-integer optimizer.

- -1. The optimizer chooses the level of conflict analysis employed
- 0. conflict analysis is disabled
- 1. A lower amount of conflict analysis is employed
- 2. A higher amount of conflict analysis is employed

Default

-1

Accepted

[-1; 2]

Example

```
prob$iparam <- list(MIO_CONFLICT_ANALYSIS_LEVEL = -1)
```

Groups

Mixed-integer optimization

MSK_IPAR_MIO_CONIC_OUTER_APPROXIMATION

If this option is turned on outer approximation is used when solving relaxations of conic problems; otherwise interior point is used.

Default

"OFF"

Accepted

"ON", "OFF"

Example

```
prob$iparam <- list(MIO_CONIC_OUTER_APPROXIMATION = "OFF")
```

Groups

Mixed-integer optimization

MSK_IPAR_MIO_CONSTRUCT_SOL

If set to *"MSK_ON"* and all integer variables have been given a value for which a feasible mixed integer solution exists, then **MOSEK** generates an initial solution to the mixed integer problem by fixing all integer values and solving the remaining problem.

Default

"OFF"

Accepted

"ON", *"OFF"*

Example

```
prob$iparam <- list(MIO_CONSTRUCT_SOL = "OFF")
```

Groups

Mixed-integer optimization

MSK_IPAR_MIO_CROSSOVER_MAX_NODES

Controls the maximum number of nodes allowed in each call to the Crossover heuristic. The default value of -1 means that the value is determined automatically. A value of zero turns off the heuristic.

Default

-1

Accepted

[-1; +inf]

Example

```
prob$iparam <- list(MIO_CROSSOVER_MAX_NODES = -1)
```

Groups

Mixed-integer optimization

MSK_IPAR_MIO_CUT_CLIQUE

Controls whether clique cuts should be generated.

Default

"ON"

Accepted

"ON", *"OFF"*

Example

```
prob$iparam <- list(MIO_CUT_CLIQUE = "ON")
```

Groups

Mixed-integer optimization

MSK_IPAR_MIO_CUT_CMIR

Controls whether mixed integer rounding cuts should be generated.

Default

"ON"

Accepted

"ON", *"OFF"*

Example

```
prob$iparam <- list(MIO_CUT_CMIR = "ON")
```

Groups

Mixed-integer optimization

MSK_IPAR_MIO_CUT_GMI

Controls whether GMI cuts should be generated.

Default

"ON"

Accepted

"ON", *"OFF"*

Example

```
prob$iparam <- list(MIO_CUT_GMI = "ON")
```

Groups

Mixed-integer optimization

MSK_IPAR_MIO_CUT_IMPLIED_BOUND

Controls whether implied bound cuts should be generated.

Default

"ON"

Accepted

"ON", "OFF"

Example

```
prob$iparam <- list(MIO_CUT_IMPLIED_BOUND = "ON")
```

Groups

Mixed-integer optimization

MSK_IPAR_MIO_CUT_KNAPSACK_COVER

Controls whether knapsack cover cuts should be generated.

Default

"ON"

Accepted

"ON", "OFF"

Example

```
prob$iparam <- list(MIO_CUT_KNAPSACK_COVER = "ON")
```

Groups

Mixed-integer optimization

MSK_IPAR_MIO_CUT_LIPRO

Controls whether lift-and-project cuts should be generated.

Default

"OFF"

Accepted

"ON", "OFF"

Example

```
prob$iparam <- list(MIO_CUT_LIPRO = "OFF")
```

Groups

Mixed-integer optimization

MSK_IPAR_MIO_CUT_SELECTION_LEVEL

Controls how aggressively generated cuts are selected to be included in the relaxation.

- -1. The optimizer chooses the level of cut selection
- 0. Generated cuts less likely to be added to the relaxation
- 1. Cuts are more aggressively selected to be included in the relaxation

Default

-1

Accepted

[-1; +1]

Example

```
prob$iparam <- list(MIO_CUT_SELECTION_LEVEL = -1)
```

Groups

Mixed-integer optimization

MSK_IPAR_MIO_DATA_PERMUTATION_METHOD

Controls what problem data permutation method is applied to mixed-integer problems.

Default

"NONE"

Accepted

"NONE", "CYCLIC_SHIFT", "RANDOM"

Example

```
prob$iparam <- list(MIO_DATA_PERMUTATION_METHOD =  
"MIO_DATA_PERMUTATION_METHOD_NONE")
```

Groups

Mixed-integer optimization

MSK_IPAR_MIO_DUAL_RAY_ANALYSIS_LEVEL

Controls the amount of dual ray analysis employed by the mixed-integer optimizer.

- -1. The optimizer chooses the level of dual ray analysis employed
- 0. Dual ray analysis is disabled
- 1. A lower amount of dual ray analysis is employed
- 2. A higher amount of dual ray analysis is employed

Default

-1

Accepted

[-1; 2]

Example

```
prob$iparam <- list(MIO_DUAL_RAY_ANALYSIS_LEVEL = -1)
```

Groups

Mixed-integer optimization

MSK_IPAR_MIO_FEASPUMP_LEVEL

Controls the way the Feasibility Pump heuristic is employed by the mixed-integer optimizer.

- -1. The optimizer chooses how the Feasibility Pump is used
- 0. The Feasibility Pump is disabled
- 1. The Feasibility Pump is enabled with an effort to improve solution quality
- 2. The Feasibility Pump is enabled with an effort to reach feasibility early

Default

-1

Accepted

[-1; 2]

Example

```
prob$iparam <- list(MIO_FEASPUMP_LEVEL = -1)
```

Groups

Mixed-integer optimization

MSK_IPAR_MIO_HEURISTIC_LEVEL

Controls the heuristic employed by the mixed-integer optimizer to locate an initial good integer feasible solution. A value of zero means the heuristic is not used at all. A larger value than 0 means that a gradually more sophisticated heuristic is used which is computationally more expensive. A negative value implies that the optimizer chooses the heuristic. Normally a value around 3 to 5 should be optimal.

Default

-1

Accepted

[-inf; +inf]

Example

```
prob$iparam <- list(MIO_HEURISTIC_LEVEL = -1)
```

Groups*Mixed-integer optimization***MSK_IPAR_MIO_INDEPENDENT_BLOCK_LEVEL**

Controls the way the mixed-integer optimizer tries to find and exploit a decomposition of the problem into independent blocks.

- -1. The optimizer chooses how independent-block structure is handled
- 0. No independent-block structure is detected
- 1. Independent-block structure may be exploited only in presolve
- 2. Independent-block structure may be exploited through a dedicated algorithm after the root node
- 3. Independent-block structure may be exploited through a dedicated algorithm before the root node

Default

-1

Accepted

[-1; 3]

Example

```
prob$iparam <- list(MIO_INDEPENDENT_BLOCK_LEVEL = -1)
```

Groups*Mixed-integer optimization***MSK_IPAR_MIO_MAX_NUM_BRANCHES**

Maximum number of branches allowed during the branch and bound search. A negative value means infinite.

Default

-1

Accepted

[-inf; +inf]

Example

```
prob$iparam <- list(MIO_MAX_NUM_BRANCHES = -1)
```

Groups*Mixed-integer optimization, Termination criteria***MSK_IPAR_MIO_MAX_NUM_RELAXS**

Maximum number of relaxations allowed during the branch and bound search. A negative value means infinite.

Default

-1

Accepted

[-inf; +inf]

Example

```
prob$iparam <- list(MIO_MAX_NUM_RELAXS = -1)
```

Groups*Mixed-integer optimization*

MSK_IPAR_MIO_MAX_NUM_RESTARTS

Maximum number of restarts allowed during the branch and bound search.

Default

10

Accepted

[0; +inf]

Example

```
prob$iparam <- list(MIO_MAX_NUM_RESTARTS = 10)
```

Groups

Mixed-integer optimization

MSK_IPAR_MIO_MAX_NUM_ROOT_CUT_ROUNDS

Maximum number of cut separation rounds at the root node.

Default

100

Accepted

[0; +inf]

Example

```
prob$iparam <- list(MIO_MAX_NUM_ROOT_CUT_ROUNDS = 100)
```

Groups

Mixed-integer optimization, Termination criteria

MSK_IPAR_MIO_MAX_NUM_SOLUTIONS

The mixed-integer optimizer can be terminated after a certain number of different feasible solutions has been located. If this parameter has the value $n > 0$, then the mixed-integer optimizer will be terminated when n feasible solutions have been located.

Default

-1

Accepted

[-inf; +inf]

Example

```
prob$iparam <- list(MIO_MAX_NUM_SOLUTIONS = -1)
```

Groups

Mixed-integer optimization, Termination criteria

MSK_IPAR_MIO_MEMORY_EMPHASIS_LEVEL

Controls how much emphasis is put on reducing memory usage. Being more conservative about memory usage may come at the cost of decreased solution speed.

- 0. The optimizer chooses
- 1. More emphasis is put on reducing memory usage and less on speed

Default

0

Accepted

[0; +1]

Example

```
prob$iparam <- list(MIO_MEMORY_EMPHASIS_LEVEL = 0)
```

Groups

Mixed-integer optimization

MSK_IPAR_MIO_MIN_REL

Number of times a variable must have been branched on for its pseudocost to be considered reliable.

Default

5

Accepted

[0; +inf]

Example

```
prob$iparam <- list(MIO_MIN_REL = 5)
```

Groups*Mixed-integer optimization***MSK_IPAR_MIO_MODE**

Controls whether the optimizer includes the integer restrictions and disjunctive constraints when solving a (mixed) integer optimization problem.

Default*"SATISFIED"***Accepted***"IGNORED", "SATISFIED"***Example**

```
prob$iparam <- list(MIO_MODE = "MIO_MODE_SATISFIED")
```

Groups*Overall solver***MSK_IPAR_MIO_NODE_OPTIMIZER**

Controls which optimizer is employed at the non-root nodes in the mixed-integer optimizer.

Default*"FREE"***Accepted***"FREE", "INTPNT", "CONIC", "PRIMAL_SIMPLEX", "DUAL_SIMPLEX", "NEW_PRIMAL_SIMPLEX", "NEW_DUAL_SIMPLEX", "FREE_SIMPLEX", "MIXED_INT"***Example**

```
prob$iparam <- list(MIO_NODE_OPTIMIZER = "OPTIMIZER_FREE")
```

Groups*Mixed-integer optimization***MSK_IPAR_MIO_NODE_SELECTION**

Controls the node selection strategy employed by the mixed-integer optimizer.

Default*"FREE"***Accepted***"FREE", "FIRST", "BEST", "PSEUDO"***Example**

```
prob$iparam <- list(MIO_NODE_SELECTION = "MIO_NODE_SELECTION_FREE")
```

Groups*Mixed-integer optimization***MSK_IPAR_MIO_NUMERICAL_EMPHASIS_LEVEL**

Controls how much emphasis is put on reducing numerical problems possibly at the expense of solution speed.

- 0. The optimizer chooses
- 1. More emphasis is put on reducing numerical problems
- 2. Even more emphasis

Default

0

Accepted

[0; +2]

Example

```
prob$iparam <- list(MIO_NUMERICAL_EMPHASIS_LEVEL = 0)
```

Groups

Mixed-integer optimization

MSK_IPAR_MIO_OPT_FACE_MAX_NODES

Controls the maximum number of nodes allowed in each call to the optimal face heuristic. The default value of -1 means that the value is determined automatically. A value of zero turns off the heuristic.

Default

-1

Accepted

[-1; +inf]

Example

```
prob$iparam <- list(MIO_OPT_FACE_MAX_NODES = -1)
```

Groups

Mixed-integer optimization

MSK_IPAR_MIO_PERSPECTIVE_REFORMULATE

Enables or disables perspective reformulation in presolve.

Default

"ON"

Accepted

"ON", "OFF"

Example

```
prob$iparam <- list(MIO_PERSPECTIVE_REFORMULATE = "ON")
```

Groups

Mixed-integer optimization

MSK_IPAR_MIO_PRESOLVE_AGGREGATOR_USE

Controls if the aggregator should be used.

Default

"ON"

Accepted

"ON", "OFF"

Example

```
prob$iparam <- list(MIO_PRESOLVE_AGGREGATOR_USE = "ON")
```

Groups

Presolve

MSK_IPAR_MIO_PROBING_LEVEL

Controls the amount of probing employed by the mixed-integer optimizer in presolve.

- -1. The optimizer chooses the level of probing employed
- 0. Probing is disabled
- 1. A low amount of probing is employed
- 2. A medium amount of probing is employed
- 3. A high amount of probing is employed

Default

-1

Accepted

[-1; 3]

Example

```
prob$iparam <- list(MIO_PROBING_LEVEL = -1)
```

Groups

Mixed-integer optimization

MSK_IPAR_MIO_PROPAGATE_OBJECTIVE_CONSTRAINT

Use objective domain propagation.

Default

"OFF"

Accepted

"ON", "OFF"

Example

```
prob$iparam <- list(MIO_PROPAGATE_OBJECTIVE_CONSTRAINT = "OFF")
```

Groups

Mixed-integer optimization

MSK_IPAR_MIO_QCQO_REFORMULATION_METHOD

Controls what reformulation method is applied to mixed-integer quadratic problems.

Default

"FREE"

Accepted

*"FREE", "NONE", "LINEARIZATION", "EIGEN_VAL_METHOD", "DIAG_SDP",
"RELAX_SDP"*

Example

```
prob$iparam <- list(MIO_QCQO_REFORMULATION_METHOD =  
"MIO_QCQO_REFORMULATION_METHOD_FREE")
```

Groups

Mixed-integer optimization

MSK_IPAR_MIO_RENS_MAX_NODES

Controls the maximum number of nodes allowed in each call to the RENS heuristic. The default value of -1 means that the value is determined automatically. A value of zero turns off the heuristic.

Default

-1

Accepted

[-1; +inf]

Example

```
prob$iparam <- list(MIO_RENS_MAX_NODES = -1)
```

Groups

Mixed-integer optimization

MSK_IPAR_MIO_RINS_MAX_NODES

Controls the maximum number of nodes allowed in each call to the RINS heuristic. The default value of -1 means that the value is determined automatically. A value of zero turns off the heuristic.

Default

-1

Accepted

[-1; +inf]

Example

```
prob$iparam <- list(MIO_RINS_MAX_NODES = -1)
```

Groups

Mixed-integer optimization

MSK_IPAR_MIO_ROOT_OPTIMIZER

Controls which optimizer is employed at the root node in the mixed-integer optimizer.

Default

"FREE"

Accepted

"FREE", "INTPNT", "CONIC", "PRIMAL_SIMPLEX", "DUAL_SIMPLEX",
"NEW_PRIMAL_SIMPLEX", "NEW_DUAL_SIMPLEX", "FREE_SIMPLEX", "MIXED_INT"

Example

```
prob$iparam <- list(MIO_ROOT_OPTIMIZER = "OPTIMIZER_FREE")
```

Groups

Mixed-integer optimization

MSK_IPAR_MIO_SEED

Sets the random seed used for randomization in the mixed integer optimizer. Selecting a different seed can change the path the optimizer takes to the optimal solution.

Default

42

Accepted

[0; +inf]

Example

```
prob$iparam <- list(MIO_SEED = 42)
```

Groups

Mixed-integer optimization

MSK_IPAR_MIO_SYMMETRY_LEVEL

Controls the amount of symmetry detection and handling employed by the mixed-integer optimizer in presolve.

- -1. The optimizer chooses the level of symmetry detection and handling employed
- 0. Symmetry detection and handling is disabled
- 1. A low amount of symmetry detection and handling is employed
- 2. A medium amount of symmetry detection and handling is employed
- 3. A high amount of symmetry detection and handling is employed
- 4. An extremely high amount of symmetry detection and handling is employed

Default

-1

Accepted

[-1; 4]

Example

```
prob$iparam <- list(MIO_SYMMETRY_LEVEL = -1)
```

Groups

Mixed-integer optimization

MSK_IPAR_MIO_VAR_SELECTION

Controls the variable selection strategy employed by the mixed-integer optimizer.

Default

"FREE"

Accepted

"FREE", "PSEUDOCOST", "STRONG"

Example

```
prob$iparam <- list(MIO_VAR_SELECTION = "MIO_VAR_SELECTION_FREE")
```

Groups

Mixed-integer optimization

MSK_IPAR_MIO_VB_DETECTION_LEVEL

Controls how much effort is put into detecting variable bounds.

- -1. The optimizer chooses
- 0. No variable bounds are detected
- 1. Only detect variable bounds that are directly represented in the problem
- 2. Detect variable bounds in probing

Default

-1

Accepted

[-1; +2]

Example

```
prob$iparam <- list(MIO_VB_DETECTION_LEVEL = -1)
```

Groups

Mixed-integer optimization

MSK_IPAR_MT_SPINCOUNT

Set the number of iterations to spin before sleeping.

Default

0

Accepted

[0; 1000000000]

Example

```
prob$iparam <- list(MT_SPINCOUNT = 0)
```

Groups

Overall system

MSK_IPAR_NG

Not in use.

Default

"OFF"

Accepted

"ON", "OFF"

Example

```
prob$iparam <- list(NG = "OFF")
```

MSK_IPAR_NUM_THREADS

Controls the number of threads employed by the optimizer. If set to 0 the number of threads used will be equal to the number of cores detected on the machine.

Default

0

Accepted

[0; +inf]

Example

```
prob$iparam <- list(NUM_THREADS = 0)
```

Groups

Overall system

MSK_IPAR_OPF_WRITE_HEADER

Write a text header with date and **MOSEK** version in an OPF file.

Default

"ON"

Accepted

"ON", "OFF"

Example

```
prob$iparam <- list(OPF_WRITE_HEADER = "ON")
```

Groups

Data input/output

MSK_IPAR_OPF_WRITE_HINTS

Write a hint section with problem dimensions in the beginning of an OPF file.

Default

"ON"

Accepted

"ON", "OFF"

Example

```
prob$iparam <- list(OPF_WRITE_HINTS = "ON")
```

Groups

Data input/output

MSK_IPAR_OPF_WRITE_LINE_LENGTH

Aim to keep lines in OPF files not much longer than this.

Default

80

Accepted

[0; +inf]

Example

```
prob$iparam <- list(OPF_WRITE_LINE_LENGTH = 80)
```

Groups

Data input/output

MSK_IPAR_OPF_WRITE_PARAMETERS

Write a parameter section in an OPF file.

Default

"OFF"

Accepted

"ON", "OFF"

Example

```
prob$iparam <- list(OPF_WRITE_PARAMETERS = "OFF")
```

Groups

Data input/output

MSK_IPAR_OPF_WRITE_PROBLEM

Write objective, constraints, bounds etc. to an OPF file.

Default

"ON"

Accepted

"ON", "OFF"

Example

```
prob$iparam <- list(OPF_WRITE_PROBLEM = "ON")
```

Groups

Data input/output

MSK_IPAR_OPF_WRITE_SOL_BAS

If *MSK_IPAR_OPF_WRITE_SOLUTIONS* is "MSK_ON" and a basic solution is defined, include the basic solution in OPF files.

Default

"ON"

Accepted

"ON", "OFF"

Example

```
prob$iparam <- list(OPF_WRITE_SOL_BAS = "ON")
```

Groups

Data input/output

MSK_IPAR_OPF_WRITE_SOL_ITG

If *MSK_IPAR_OPF_WRITE_SOLUTIONS* is "MSK_ON" and an integer solution is defined, write the integer solution in OPF files.

Default

"ON"

Accepted

"ON", "OFF"

Example

```
prob$iparam <- list(OPF_WRITE_SOL_ITG = "ON")
```

Groups

Data input/output

MSK_IPAR_OPF_WRITE_SOL_ITR

If *MSK_IPAR_OPF_WRITE_SOLUTIONS* is "MSK_ON" and an interior solution is defined, write the interior solution in OPF files.

Default

"ON"

Accepted

"ON", "OFF"

Example

```
prob$iparam <- list(OPF_WRITE_SOL_ITR = "ON")
```

Groups

Data input/output

MSK_IPAR_OPF_WRITE_SOLUTIONS

Enable inclusion of solutions in the OPF files.

Default

"OFF"

Accepted

"ON", "OFF"

Example

```
prob$iparam <- list(OPF_WRITE_SOLUTIONS = "OFF")
```

Groups

Data input/output

MSK_IPAR_OPTIMIZER

The parameter controls which optimizer is used to optimize the task.

Default

"FREE"

Accepted

"FREE", "INTPNT", "CONIC", "PRIMAL_SIMPLEX", "DUAL_SIMPLEX",
"NEW_PRIMAL_SIMPLEX", "NEW_DUAL_SIMPLEX", "FREE_SIMPLEX", "MIXED_INT"

Example

```
prob$iparam <- list(OPTIMIZER = "OPTIMIZER_FREE")
```

Groups

Overall solver

MSK_IPAR_PARAM_READ_CASE_NAME

If turned on, then names in the parameter file are case sensitive.

Default

"ON"

Accepted

"ON", "OFF"

Example

```
prob$iparam <- list(PARAM_READ_CASE_NAME = "ON")
```

Groups

Data input/output

MSK_IPAR_PARAM_READ_IGN_ERROR

If turned on, then errors in parameter settings is ignored.

Default

"OFF"

Accepted

"ON", "OFF"

Example

```
prob$iparam <- list(PARAM_READ_IGN_ERROR = "OFF")
```

Groups

Data input/output

MSK_IPAR_PRESOLVE_ELIMINATOR_MAX_FILL

Controls the maximum amount of fill-in that can be created by one pivot in the elimination phase of the presolve. A negative value means the parameter value is selected automatically.

Default

-1

Accepted

[-inf; +inf]

Example

```
prob$iparam <- list(PRESOLVE_ELIMINATOR_MAX_FILL = -1)
```

Groups

Presolve

MSK_IPAR_PRESOLVE_ELIMINATOR_MAX_NUM_TRIES

Control the maximum number of times the eliminator is tried. A negative value implies **MOSEK** decides.

Default

-1

Accepted

[-inf; +inf]

Example

```
prob$iparam <- list(PRESOLVE_ELIMINATOR_MAX_NUM_TRIES = -1)
```

Groups

Presolve

MSK_IPAR_PRESOLVE_LINDEP_ABS_WORK_TRH

Controls linear dependency check in presolve. The linear dependency check is potentially computationally expensive.

Default

100

Accepted

[-inf; +inf]

Example

```
prob$iparam <- list(PRESOLVE_LINDEP_ABS_WORK_TRH = 100)
```

Groups

Presolve

MSK_IPAR_PRESOLVE_LINDEP_NEW

Controls whether a new experimental linear dependency checker is employed.

Default

"OFF"

Accepted

"ON", "OFF"

Example

```
prob$iparam <- list(PRESOLVE_LINDEP_NEW = "OFF")
```

Groups

Presolve

MSK_IPAR_PRESOLVE_LINDEP_REL_WORK_TRH

Controls linear dependency check in presolve. The linear dependency check is potentially computationally expensive.

Default

100

Accepted

[-inf; +inf]

Example

```
prob$iparam <- list(PRESOLVE_LINDEP_REL_WORK_TRH = 100)
```

Groups

Presolve

MSK_IPAR_PRESOLVE_LINDEP_USE

Controls whether the linear constraints are checked for linear dependencies.

Default

"ON"

Accepted

"ON", "OFF"

Example

```
prob$iparam <- list(PRESOLVE_LINDEP_USE = "ON")
```

Groups

Presolve

MSK_IPAR_PRESOLVE_MAX_NUM_PASS

Control the maximum number of times presolve passes over the problem. A negative value implies MOSEK decides.

Default

-1

Accepted

[-inf; +inf]

Example

```
prob$iparam <- list(PRESOLVE_MAX_NUM_PASS = -1)
```

Groups

Presolve

MSK_IPAR_PRESOLVE_MAX_NUM_REDUCTIONS

Controls the maximum number of reductions performed by the presolve. The value of the parameter is normally only changed in connection with debugging. A negative value implies that an infinite number of reductions are allowed.

Default

-1

Accepted

[-inf; +inf]

Example

```
prob$iparam <- list(PRESOLVE_MAX_NUM_REDUCTIONS = -1)
```

Groups

Overall solver, Presolve

MSK_IPAR_PRESOLVE_USE

Controls whether the presolve is applied to a problem before it is optimized.

Default

"FREE"

Accepted

"OFF", "ON", "FREE"

Example

```
prob$iparam <- list(PRESOLVE_USE = "PRESOLVE_MODE_FREE")
```

Groups

Overall solver, Presolve

MSK_IPAR_PRIMAL_REPAIR_OPTIMIZER

Controls which optimizer that is used to find the optimal repair.

Default

"FREE"

Accepted

*"FREE", "INTPNT", "CONIC", "PRIMAL_SIMPLEX", "DUAL_SIMPLEX",
"NEW_PRIMAL_SIMPLEX", "NEW_DUAL_SIMPLEX", "FREE_SIMPLEX", "MIXED_INT"*

Example

```
prob$iparam <- list(PRIMAL_REPAIR_OPTIMIZER = "OPTIMIZER_FREE")
```

Groups

Overall solver

MSK_IPAR_PTF_WRITE_PARAMETERS

If *MSK_IPAR_PTF_WRITE_PARAMETERS* is *"MSK_ON"*, the parameters section is written.

Default

"OFF"

Accepted

"ON", "OFF"

Example

```
prob$iparam <- list(PTF_WRITE_PARAMETERS = "OFF")
```

Groups

Data input/output

MSK_IPAR_PTF_WRITE_SINGLE_PSD_TERMS

Controls whether PSD terms with a coefficient matrix of just one non-zero are written as a single term instead of as a matrix term.

Default

"OFF"

Accepted

"ON", "OFF"

Example

```
prob$iparam <- list(PTF_WRITE_SINGLE_PSD_TERMS = "OFF")
```

Groups

Data input/output

MSK_IPAR_PTF_WRITE_SOLUTIONS

If *MSK_IPAR_PTF_WRITE_SOLUTIONS* is "MSK_ON", the solution section is written if any solutions are available, otherwise solution section is not written even if solutions are available.

Default

"OFF"

Accepted

"ON", "OFF"

Example

```
prob$iparam <- list(PTF_WRITE_SOLUTIONS = "OFF")
```

Groups

Data input/output

MSK_IPAR_PTF_WRITE_TRANSFORM

If *MSK_IPAR_PTF_WRITE_TRANSFORM* is "MSK_ON", constraint blocks with identifiable conic slacks are transformed into conic constraints and the slacks are eliminated.

Default

"ON"

Accepted

"ON", "OFF"

Example

```
prob$iparam <- list(PTF_WRITE_TRANSFORM = "ON")
```

Groups

Data input/output

MSK_IPAR_READ_ASYNC

Controls whether files are read using synchronous or asynchronous reader.

Default

"OFF"

Accepted

- "ON": Use asynchronous reader
- "OFF": Use synchronous reader

Example

```
prob$iparam <- list(READ_ASYNC = "OFF")
```

Groups

Data input/output

MSK_IPAR_READ_DEBUG

Turns on additional debugging information when reading files.

Default

"OFF"

Accepted

"ON", "OFF"

Example

```
prob$iparam <- list(READ_DEBUG = "OFF")
```

Groups

Data input/output

MSK_IPAR_READ_KEEP_FREE_CON

Controls whether the free constraints are included in the problem. Applies to MPS files.

Default

"OFF"

Accepted

- "ON": The free constraints are kept.
- "OFF": The free constraints are discarded.

Example

```
prob$iparam <- list(READ_KEEP_FREE_CON = "OFF")
```

Groups

Data input/output

MSK_IPAR_READ_MPS_FORMAT

Controls how strictly the MPS file reader interprets the MPS format.

Default

"FREE"

Accepted

"STRICT", "RELAXED", "FREE", "CPLEX"

Example

```
prob$iparam <- list(READ_MPS_FORMAT = "MPS_FORMAT_FREE")
```

Groups

Data input/output

MSK_IPAR_READ_MPS_WIDTH

Controls the maximal number of characters allowed in one line of the MPS file.

Default

1024

Accepted

[80; +inf]

Example

```
prob$iparam <- list(READ_MPS_WIDTH = 1024)
```

Groups

Data input/output

MSK_IPAR_READ_TASK_IGNORE_PARAM

Controls whether **MOSEK** should ignore the parameter setting defined in the task file and use the default parameter setting instead.

Default

"OFF"

Accepted

"ON", "OFF"

Example

```
prob$iparam <- list(READ_TASK_IGNORE_PARAM = "OFF")
```

Groups

Data input/output

MSK_IPAR_REMOTE_USE_COMPRESSION

Use compression when sending data to an optimization server.

Default

"ZSTD"

Accepted

"NONE", "FREE", "GZIP", "ZSTD"

Example

```
prob$iparam <- list(REMOTE_USE_COMPRESSION = "COMPRESS_ZSTD")
```

MSK_IPAR_REMOVE_UNUSED_SOLUTIONS

Removes unused solutions before the optimization is performed.

Default

"OFF"

Accepted

"ON", "OFF"

Example

```
prob$iparam <- list(REMOVE_UNUSED_SOLUTIONS = "OFF")
```

Groups

Overall system

MSK_IPAR_SENSITIVITY_ALL

Not applicable.

Default

"OFF"

Accepted

"ON", "OFF"

Example

```
prob$iparam <- list(SENSITIVITY_ALL = "OFF")
```

Groups

Overall solver

MSK_IPAR_SENSITIVITY_TYPE

Controls which type of sensitivity analysis is to be performed.

Default

"BASIS"

Accepted

"BASIS"

Example

```
prob$iparam <- list(SENSITIVITY_TYPE = "SENSITIVITY_TYPE_BASIS")
```

Groups

Overall solver

MSK_IPAR_SIM_BASIS_FACTOR_USE

Controls whether an LU factorization of the basis is used in a hot-start. Forcing a refactorization sometimes improves the stability of the simplex optimizers, but in most cases there is a performance penalty.

Default

"ON"

Accepted

"ON", "OFF"

Example

```
prob$iparam <- list(SIM_BASIS_FACTOR_USE = "ON")
```

Groups

Simplex optimizer

MSK_IPAR_SIM_DEGEN

Controls how aggressively degeneration is handled.

Default

"FREE"

Accepted

"NONE", "FREE", "AGGRESSIVE", "MODERATE", "MINIMUM"

Example

```
prob$iparam <- list(SIM_DEGEN = "SIM_DEGEN_FREE")
```

Groups

Simplex optimizer

MSK_IPAR_SIM_DETECT_PWL

Not in use.

Default

"ON"

Accepted

- "ON": PWL are detected.
- "OFF": PWL are not detected.

Example

```
prob$iparam <- list(SIM_DETECT_PWL = "ON")
```

Groups

Simplex optimizer

MSK_IPAR_SIM_DUAL_CRASH

Controls whether crashing is performed in the dual simplex optimizer. If this parameter is set to x , then a crash will be performed if a basis consists of more than $(100 - x) \bmod f_v$ entries, where f_v is the number of fixed variables.

Default

90

Accepted

[0; +inf]

Example

```
prob$iparam <- list(SIM_DUAL_CRASH = 90)
```

Groups

Dual simplex

MSK_IPAR_SIM_DUAL_PHASEONE_METHOD

An experimental feature.

Default

0

Accepted

[0; 10]

Example

```
prob$iparam <- list(SIM_DUAL_PHASEONE_METHOD = 0)
```

Groups

Simplex optimizer

MSK_IPAR_SIM_DUAL_RESTRICT_SELECTION

The dual simplex optimizer can use a so-called restricted selection/pricing strategy to choose the outgoing variable. Hence, if restricted selection is applied, then the dual simplex optimizer first choose a subset of all the potential outgoing variables. Next, for some time it will choose the outgoing variable only among the subset. From time to time the subset is redefined. A larger value of this parameter implies that the optimizer will be more aggressive in its restriction strategy, i.e. a value of 0 implies that the restriction strategy is not applied at all.

Default

50

Accepted

[0; 100]

Example

```
prob$iparam <- list(SIM_DUAL_RESTRICT_SELECTION = 50)
```

Groups*Dual simplex***MSK_IPAR_SIM_DUAL_SELECTION**

Controls the choice of the incoming variable, known as the selection strategy, in the dual simplex optimizer.

Default*"FREE"***Accepted***"FREE", "FULL", "ASE", "DEVEX", "SE", "PARTIAL"***Example**

```
prob$iparam <- list(SIM_DUAL_SELECTION = "SIM_SELECTION_FREE")
```

Groups*Dual simplex***MSK_IPAR_SIM_EXPLOIT_DUPVEC**

Controls if the simplex optimizers are allowed to exploit duplicated columns.

Default*"OFF"***Accepted***"ON", "OFF", "FREE"***Example**

```
prob$iparam <- list(SIM_EXPLOIT_DUPVEC = "SIM_EXPLOIT_DUPVEC_OFF")
```

Groups*Simplex optimizer***MSK_IPAR_SIM_HOTSTART**

Controls the type of hot-start that the simplex optimizer perform.

Default*"FREE"***Accepted***"NONE", "FREE", "STATUS_KEYS"***Example**

```
prob$iparam <- list(SIM_HOTSTART = "SIM_HOTSTART_FREE")
```

Groups*Simplex optimizer***MSK_IPAR_SIM_HOTSTART_LU**

Determines if the simplex optimizer should exploit the initial factorization.

Default*"ON"***Accepted**

- *"ON"*: Factorization is reused if possible.
- *"OFF"*: Factorization is recomputed.

Example

```
prob$iparam <- list(SIM_HOTSTART_LU = "ON")
```

Groups*Simplex optimizer*

MSK_IPAR_SIM_MAX_ITERATIONS

Maximum number of iterations that can be used by a simplex optimizer.

Default

10000000

Accepted

[0; +inf]

Example

```
prob$iparam <- list(SIM_MAX_ITERATIONS = 10000000)
```

Groups

Simplex optimizer, Termination criteria

MSK_IPAR_SIM_MAX_NUM_SETBACKS

Controls how many set-backs are allowed within a simplex optimizer. A set-back is an event where the optimizer moves in the wrong direction. This is impossible in theory but may happen due to numerical problems.

Default

250

Accepted

[0; +inf]

Example

```
prob$iparam <- list(SIM_MAX_NUM_SETBACKS = 250)
```

Groups

Simplex optimizer

MSK_IPAR_SIM_NON_SINGULAR

Controls if the simplex optimizer ensures a non-singular basis, if possible.

Default

"ON"

Accepted

"ON", "OFF"

Example

```
prob$iparam <- list(SIM_NON_SINGULAR = "ON")
```

Groups

Simplex optimizer

MSK_IPAR_SIM_PRECISION

Default

"NORMAL"

Accepted

"NORMAL", "EXTENDED"

Example

```
prob$iparam <- list(SIM_PRECISION = "SIM_PRECISION_NORMAL")
```

Groups

Overall solver

MSK_IPAR_SIM_PRECISION_BOOST

Controls whether the simplex optimizer is allowed to boost the precision during the computations if possible.

Default

"OFF"

Accepted

"ON", "OFF"

Example

```
prob$iparam <- list(SIM_PRECISION_BOOST = "OFF")
```

Groups

Simplex optimizer

MSK_IPAR_SIM_PRIMAL_CRASH

Controls whether crashing is performed in the primal simplex optimizer. In general, if a basis consists of more than (100-this parameter value)% fixed variables, then a crash will be performed.

Default

90

Accepted

[0; +inf]

Example

```
prob$iparam <- list(SIM_PRIMAL_CRASH = 90)
```

Groups

Primal simplex

MSK_IPAR_SIM_PRIMAL_PHASEONE_METHOD

An experimental feature.

Default

0

Accepted

[0; 10]

Example

```
prob$iparam <- list(SIM_PRIMAL_PHASEONE_METHOD = 0)
```

Groups

Simplex optimizer

MSK_IPAR_SIM_PRIMAL_RESTRICT_SELECTION

The primal simplex optimizer can use a so-called restricted selection/pricing strategy to choose the outgoing variable. Hence, if restricted selection is applied, then the primal simplex optimizer first choose a subset of all the potential incoming variables. Next, for some time it will choose the incoming variable only among the subset. From time to time the subset is redefined. A larger value of this parameter implies that the optimizer will be more aggressive in its restriction strategy, i.e. a value of 0 implies that the restriction strategy is not applied at all.

Default

50

Accepted

[0; 100]

Example

```
prob$iparam <- list(SIM_PRIMAL_RESTRICT_SELECTION = 50)
```

Groups

Primal simplex

MSK_IPAR_SIM_PRIMAL_SELECTION

Controls the choice of the incoming variable, known as the selection strategy, in the primal simplex optimizer.

Default

"FREE"

Accepted

"FREE", "FULL", "ASE", "DEVEX", "SE", "PARTIAL"

Example

```
prob$iparam <- list(SIM_PRIMAL_SELECTION = "SIM_SELECTION_FREE")
```

Groups

Primal simplex

MSK_IPAR_SIM_REFACTOR_FREQ

Controls how frequent the basis is refactorized. The value 0 means that the optimizer determines the best point of refactorization. It is strongly recommended NOT to change this parameter.

Default

0

Accepted

[0; +inf]

Example

```
prob$iparam <- list(SIM_REFACTOR_FREQ = 0)
```

Groups

Simplex optimizer

MSK_IPAR_SIM_REFORMULATION

Controls if the simplex optimizers are allowed to reformulate the problem.

Default

"OFF"

Accepted

"ON", "OFF", "FREE", "AGGRESSIVE"

Example

```
prob$iparam <- list(SIM_REFORMULATION = "SIM_REFORMULATION_OFF")
```

Groups

Simplex optimizer

MSK_IPAR_SIM_SAVE_LU

Controls if the LU factorization stored should be replaced with the LU factorization corresponding to the initial basis.

Default

"OFF"

Accepted

"ON", "OFF"

Example

```
prob$iparam <- list(SIM_SAVE_LU = "OFF")
```

Groups

Simplex optimizer

MSK_IPAR_SIM_SCALING

Controls how much effort is used in scaling the problem before a simplex optimizer is used.

Default

"FREE"

Accepted

"FREE", "NONE"

Example

```
prob$iparam <- list(SIM_SCALING = "SCALING_FREE")
```

Groups

Simplex optimizer

MSK_IPAR_SIM_SCALING_METHOD

Controls how the problem is scaled before a simplex optimizer is used.

Default

"POW2"

Accepted

"POW2", "FREE"

Example

```
prob$iparam <- list(SIM_SCALING_METHOD = "SCALING_METHOD_POW2")
```

Groups

Simplex optimizer

MSK_IPAR_SIM_SEED

Sets the random seed used for randomization in the simplex optimizers.

Default

23456

Accepted

[0; 32749]

Example

```
prob$iparam <- list(SIM_SEED = 23456)
```

Groups

Simplex optimizer

MSK_IPAR_SIM_SOLVE_FORM

Controls whether the primal or the dual problem is solved by the primal-/dual-simplex optimizer.

Default

"FREE"

Accepted

"FREE", "PRIMAL", "DUAL"

Example

```
prob$iparam <- list(SIM_SOLVE_FORM = "SOLVE_FREE")
```

Groups

Simplex optimizer

MSK_IPAR_SIM_SWITCH_OPTIMIZER

The simplex optimizer sometimes chooses to solve the dual problem instead of the primal problem. This implies that if you have chosen to use the dual simplex optimizer and the problem is dualized, then it actually makes sense to use the primal simplex optimizer instead. If this parameter is on and the problem is dualized and furthermore the simplex optimizer is chosen to be the primal (dual) one, then it is switched to the dual (primal).

Default

"OFF"

Accepted

"ON", "OFF"

Example

```
prob$iparam <- list(SIM_SWITCH_OPTIMIZER = "OFF")
```

Groups

Simplex optimizer

MSK_IPAR_SOL_FILTER_KEEP_BASIC

If turned on, then basic and super basic constraints and variables are written to the solution file independent of the filter setting.

Default

"OFF"

Accepted

"ON", "OFF"

Example

```
prob$iparam <- list(SOL_FILTER_KEEP_BASIC = "OFF")
```

Groups

Solution input/output

MSK_IPAR_SOL_READ_NAME_WIDTH

When a solution is read by **MOSEK** and some constraint, variable or cone names contain blanks, then a maximum name width must be specified. A negative value implies that no name contains blanks.

Default

-1

Accepted

[-inf; +inf]

Example

```
prob$iparam <- list(SOL_READ_NAME_WIDTH = -1)
```

Groups

Data input/output, Solution input/output

MSK_IPAR_SOL_READ_WIDTH

Controls the maximal acceptable width of line in the solutions when read by **MOSEK**.

Default

1024

Accepted

[80; +inf]

Example

```
prob$iparam <- list(SOL_READ_WIDTH = 1024)
```

Groups

Data input/output, Solution input/output

MSK_IPAR_TIMING_LEVEL

Controls the amount of timing performed inside **MOSEK**.

Default

1

Accepted

[0; +inf]

Example

```
prob$iparam <- list(TIMING_LEVEL = 1)
```

Groups

Overall system

MSK_IPAR_WRITE_ASYNC

Controls whether files are read using synchronous or asynchronous writer.

Default

"OFF"

Accepted

- "ON": Use asynchronous writer
- "OFF": Use synchronous writer

Example

```
prob$iparam <- list(WRITE_ASYNC = "OFF")
```

Groups

Data input/output

MSK_IPAR_WRITE_BASIC_CONSTRAINTS

Controls whether the constraint section is written to the basic solution file.

Default

"ON"

Accepted

"ON", "OFF"

Example

```
prob$iparam <- list(WRITE_BAS_CONSTRAINTS = "ON")
```

Groups

Data input/output, Solution input/output

MSK_IPAR_WRITE_BAS_HEAD

Controls whether the header section is written to the basic solution file.

Default

"ON"

Accepted

"ON", "OFF"

Example

```
prob$iparam <- list(WRITE_BAS_HEAD = "ON")
```

Groups

Data input/output, Solution input/output

MSK_IPAR_WRITE_BAS_VARIABLES

Controls whether the variables section is written to the basic solution file.

Default

"ON"

Accepted

"ON", "OFF"

Example

```
prob$iparam <- list(WRITE_BAS_VARIABLES = "ON")
```

Groups

Data input/output, Solution input/output

MSK_IPAR_WRITE_COMPRESSION

Controls whether the data file is compressed while it is written. 0 means no compression while higher values mean more compression.

Default

9

Accepted

[0; +inf]

Example

```
prob$iparam <- list(WRITE_COMPRESSION = 9)
```

Groups

Data input/output

MSK_IPAR_WRITE_FREE_CON

Controls whether the free constraints are written to the data file. Applies to MPS files.

Default

"ON"

Accepted

"ON", "OFF"

Example

```
prob$iparam <- list(WRITE_FREE_CON = "ON")
```

Groups

Data input/output

MSK_IPAR_WRITE_GENERIC_NAMES

Controls whether generic names should be used instead of user-defined names when writing to the data file.

Default

"OFF"

Accepted

"ON", "OFF"

Example

```
prob$iparam <- list(WRITE_GENERIC_NAMES = "OFF")
```

Groups

Data input/output

MSK_IPAR_WRITE_IGNORE_INCOMPATIBLE_ITEMS

Controls if the writer ignores incompatible problem items when writing files.

Default

"OFF"

Accepted

- "ON": Ignore items that cannot be written to the current output file format.
- "OFF": Produce an error if the problem contains items that cannot be written to the current output file format.

Example

```
prob$iparam <- list(WRITE_IGNORE_INCOMPATIBLE_ITEMS = "OFF")
```

Groups

Data input/output

MSK_IPAR_WRITE_INT_CONSTRAINTS

Controls whether the constraint section is written to the integer solution file.

Default

"ON"

Accepted

"ON", "OFF"

Example

```
prob$iparam <- list(WRITE_INT_CONSTRAINTS = "ON")
```

Groups

Data input/output, Solution input/output

MSK_IPAR_WRITE_INT_HEAD

Controls whether the header section is written to the integer solution file.

Default

"ON"

Accepted

"ON", "OFF"

Example

```
prob$iparam <- list(WRITE_INT_HEAD = "ON")
```

Groups

Data input/output, Solution input/output

MSK_IPAR_WRITE_INT_VARIABLES

Controls whether the variables section is written to the integer solution file.

Default

"ON"

Accepted

"ON", "OFF"

Example

```
prob$iparam <- list(WRITE_INT_VARIABLES = "ON")
```

Groups

Data input/output, Solution input/output

MSK_IPAR_WRITE_JSON_INDENTATION

When set, the JSON task and solution files are written with indentation for better readability.

Default

"OFF"

Accepted

"ON", "OFF"

Example

```
prob$iparam <- list(WRITE_JSON_INDENTATION = "OFF")
```

Groups

Data input/output

MSK_IPAR_WRITE_LP_FULL_OBJ

Write all variables, including the ones with 0-coefficients, in the objective.

Default

"ON"

Accepted

"ON", "OFF"

Example

```
prob$iparam <- list(WRITE_LP_FULL_OBJ = "ON")
```

Groups

Data input/output

MSK_IPAR_WRITE_LP_LINE_WIDTH

Maximum width of line in an LP file written by MOSEK.

Default

80

Accepted

[40; +inf]

Example

```
prob$iparam <- list(WRITE_LP_LINE_WIDTH = 80)
```

Groups

Data input/output

MSK_IPAR_WRITE_MPS_FORMAT

Controls in which format the MPS file is written.

Default

"FREE"

Accepted

"STRICT", "RELAXED", "FREE", "CPLEX"

Example

```
prob$iparam <- list(WRITE_MPS_FORMAT = "MPS_FORMAT_FREE")
```

Groups

Data input/output

MSK_IPAR_WRITE_MPS_INT

Controls if marker records are written to the MPS file to indicate whether variables are integer restricted.

Default

"ON"

Accepted

"ON", "OFF"

Example

```
prob$iparam <- list(WRITE_MPS_INT = "ON")
```

Groups

Data input/output

MSK_IPAR_WRITE_SOL_BARVARIABLES

Controls whether the symmetric matrix variables section is written to the solution file.

Default

"ON"

Accepted

"ON", "OFF"

Example

```
prob$iparam <- list(WRITE_SOL_BARVARIABLES = "ON")
```

Groups

Data input/output, Solution input/output

MSK_IPAR_WRITE_SOL_CONSTRAINTS

Controls whether the constraint section is written to the solution file.

Default

"ON"

Accepted

"ON", "OFF"

Example

```
prob$iparam <- list(WRITE_SOL_CONSTRAINTS = "ON")
```

Groups

Data input/output, Solution input/output

MSK_IPAR_WRITE_SOL_HEAD

Controls whether the header section is written to the solution file.

Default

"ON"

Accepted

"ON", "OFF"

Example

```
prob$iparam <- list(WRITE_SOL_HEAD = "ON")
```

Groups

Data input/output, Solution input/output

MSK_IPAR_WRITE_SOL_IGNORE_INVALID_NAMES

Even if the names are invalid MPS names, then they are employed when writing the solution file.

Default

"OFF"

Accepted

"ON", "OFF"

Example

```
prob$iparam <- list(WRITE_SOL_IGNORE_INVALID_NAMES = "OFF")
```

Groups

Data input/output, Solution input/output

MSK_IPAR_WRITE_SOL_VARIABLES

Controls whether the variables section is written to the solution file.

Default

"ON"

Accepted

"ON", "OFF"

Example

```
prob$iparam <- list(WRITE_SOL_VARIABLES = "ON")
```

Groups

Data input/output, Solution input/output

13.3.3 String parameters

sparam

The enumeration type containing all string parameters.

MSK_SPAR_BAS_SOL_FILE_NAME

Name of the bas solution file.

Accepted

Any valid file name.

Example

```
prob$sparam <- list(BAS_SOL_FILE_NAME = "somevalue")
```

Groups

Data input/output, Solution input/output

MSK_SPAR_DATA_FILE_NAME

Data are read and written to this file.

Accepted

Any valid file name.

Example

```
prob$sparam <- list(DATA_FILE_NAME = "somevalue")
```

Groups

Data input/output

MSK_SPAR_DEBUG_FILE_NAME

MOSEK debug file.

Accepted

Any valid file name.

Example

```
prob$sparam <- list(DEBUG_FILE_NAME = "somevalue")
```

Groups

Data input/output

MSK_SPAR_INT_SOL_FILE_NAME

Name of the int solution file.

Accepted

Any valid file name.

Example

```
prob$sparam <- list(INT_SOL_FILE_NAME = "somevalue")
```

Groups

Data input/output, Solution input/output

MSK_SPAR_ITR_SOL_FILE_NAME

Name of the itr solution file.

Accepted

Any valid file name.

Example

```
prob$sparam <- list(ITR_SOL_FILE_NAME = "somevalue")
```

Groups

Data input/output, Solution input/output

MSK_SPAR_MIO_DEBUG_STRING

For internal debugging purposes.

Accepted

Any valid string.

Example

```
prob$sparam <- list(MIO_DEBUG_STRING = "somevalue")
```

Groups

Data input/output

MSK_SPAR_PARAM_COMMENT_SIGN

Only the first character in this string is used. It is considered as a start of comment sign in the MOSEK parameter file. Spaces are ignored in the string.

Default

%

Accepted

Any valid string.

Example

```
prob$sparam <- list(PARAM_COMMENT_SIGN = "%")
```

Groups

Data input/output

MSK_SPAR_PARAM_READ_FILE_NAME

Modifications to the parameter database is read from this file.

Accepted

Any valid file name.

Example

```
prob$sparam <- list(PARAM_READ_FILE_NAME = "somevalue")
```

Groups

Data input/output

MSK_SPAR_PARAM_WRITE_FILE_NAME

The parameter database is written to this file.

Accepted

Any valid file name.

Example

```
prob$sparam <- list(PARAM_WRITE_FILE_NAME = "somevalue")
```

Groups

Data input/output

MSK_SPAR_READ_MPS_BOU_NAME

Name of the BOUNDS vector used. An empty name means that the first BOUNDS vector is used.

Accepted

Any valid MPS name.

Example

```
prob$sparam <- list(READ_MPS_BOU_NAME = "somevalue")
```

Groups

Data input/output

MSK_SPAR_READ_MPS_OBJ_NAME

Name of the free constraint used as objective function. An empty name means that the first constraint is used as objective function.

Accepted

Any valid MPS name.

Example

```
prob$tparam <- list(READ_MPS_OBJ_NAME = "somevalue")
```

Groups

Data input/output

MSK_SPAR_READ_MPS_RAN_NAME

Name of the RANGE vector used. An empty name means that the first RANGE vector is used.

Accepted

Any valid MPS name.

Example

```
prob$tparam <- list(READ_MPS_RAN_NAME = "somevalue")
```

Groups

Data input/output

MSK_SPAR_READ_MPS_RHS_NAME

Name of the RHS used. An empty name means that the first RHS vector is used.

Accepted

Any valid MPS name.

Example

```
prob$tparam <- list(READ_MPS_RHS_NAME = "somevalue")
```

Groups

Data input/output

MSK_SPAR_REMOTE_OPTSERVER_HOST

URL of the remote optimization server in the format (<http>|<https>)://server:port. If set, all subsequent calls to any **MOSEK** function that involves synchronous optimization will be sent to the specified OptServer instead of being executed locally. Passing empty string deactivates this redirection.

Accepted

Any valid URL.

Example

```
prob$tparam <- list(REMOTE_OPTSERVER_HOST = "somevalue")
```

Groups

Overall system

MSK_SPAR_REMOTE_TLS_CERT

List of known server certificates in PEM format.

Accepted

PEM files separated by new-lines.

Example

```
prob$tparam <- list(REMOTE_TLS_CERT = "somevalue")
```

Groups

Overall system

MSK_SPAR_REMOTE_TLS_CERT_PATH

Path to known server certificates in PEM format.

Accepted

Any valid path.

Example

```
prob$tparam <- list(REMOTE_TLS_CERT_PATH = "somevalue")
```

Groups

Overall system

MSK_SPAR_SENSITIVITY_FILE_NAME

If defined, **MOSEK** reads this file as a sensitivity analysis data file specifying the type of analysis to be done.

Accepted

Any valid string.

Example

```
prob$tparam <- list(SENSITIVITY_FILE_NAME = "somevalue")
```

Groups

Data input/output

MSK_SPAR_SENSITIVITY_RES_FILE_NAME

Accepted

Any valid string.

Example

```
prob$tparam <- list(SENSITIVITY_RES_FILE_NAME = "somevalue")
```

Groups

Data input/output

MSK_SPAR_SOL_FILTER_XC_LOW

A filter used to determine which constraints should be listed in the solution file. A value of 0.5 means that all constraints having $xc[i] > 0.5$ should be listed, whereas $+0.5$ means that all constraints having $xc[i] \geq blc[i] + 0.5$ should be listed. An empty filter means that no filter is applied.

Accepted

Any valid filter.

Example

```
prob$tparam <- list(SOL_FILTER_XC_LOW = "somevalue")
```

Groups

Data input/output, Solution input/output

MSK_SPAR_SOL_FILTER_XC_UPR

A filter used to determine which constraints should be listed in the solution file. A value of 0.5 means that all constraints having $xc[i] < 0.5$ should be listed, whereas -0.5 means all constraints having $xc[i] \leq buc[i] - 0.5$ should be listed. An empty filter means that no filter is applied.

Accepted

Any valid filter.

Example

```
prob$tparam <- list(SOL_FILTER_XC_UPR = "somevalue")
```

Groups

Data input/output, Solution input/output

MSK_SPAR_SOL_FILTER_XX_LOW

A filter used to determine which variables should be listed in the solution file. A value of "0.5" means that all constraints having $xx[j] \geq 0.5$ should be listed, whereas "+0.5" means that all constraints having $xx[j] \geq blx[j] + 0.5$ should be listed. An empty filter means no filter is applied.

Accepted

Any valid filter.

Example

```
prob$tparam <- list(SOL_FILTER_XX_LOW = "somevalue")
```

Groups

Data input/output, Solution input/output

MSK_SPAR_SOL_FILTER_XX_UPR

A filter used to determine which variables should be listed in the solution file. A value of “0.5” means that all constraints having $xx[j] < 0.5$ should be printed, whereas “-0.5” means all constraints having $xx[j] \leq bux[j] - 0.5$ should be listed. An empty filter means no filter is applied.

Accepted

Any valid file name.

Example

```
prob$tparam <- list(SOL_FILTER_XX_UPR = "somevalue")
```

Groups

Data input/output, Solution input/output

MSK_SPAR_STAT_KEY

Key used when writing the summary file.

Accepted

Any valid string.

Example

```
prob$tparam <- list(STAT_KEY = "somevalue")
```

Groups

Data input/output

MSK_SPAR_STAT_NAME

Name used when writing the statistics file.

Accepted

Any valid XML string.

Example

```
prob$tparam <- list(STAT_NAME = "somevalue")
```

Groups

Data input/output

13.4 Response codes

Response codes include:

- *Termination codes*
- *Warnings*
- *Errors*

The numerical code (in brackets) identifies the response in error messages and in the log output.
rescode

The enumeration type containing all response codes.

13.4.1 Termination

"MSK_RES_OK" (0)

No error occurred.

"MSK_RES_TRM_MAX_ITERATIONS" (100000)

The optimizer terminated at the maximum number of iterations.

"MSK_RES_TRM_MAX_TIME" (100001)

The optimizer terminated at the maximum amount of time.

"MSK_RES_TRM_OBJECTIVE_RANGE" (100002)

The optimizer terminated with an objective value outside the objective range.

"MSK_RES_TRM_MIO_NUM_RELAXS" (100008)

The mixed-integer optimizer terminated as the maximum number of relaxations was reached.

"MSK_RES_TRM_MIO_NUM_BRANCHES" (100009)

The mixed-integer optimizer terminated as the maximum number of branches was reached.

"MSK_RES_TRM_NUM_MAX_NUM_INT_SOLUTIONS" (100015)

The mixed-integer optimizer terminated as the maximum number of feasible solutions was reached.

"MSK_RES_TRM_STALL" (100006)

The optimizer is terminated due to slow progress.

Stalling means that numerical problems prevent the optimizer from making reasonable progress and that it makes no sense to continue. In many cases this happens if the problem is badly scaled or otherwise ill-conditioned. There is no guarantee that the solution will be feasible or optimal. However, often stalling happens near the optimum, and the returned solution may be of good quality. Therefore, it is recommended to check the status of the solution. If the solution status is optimal the solution is most likely good enough for most practical purposes.

Please note that if a linear optimization problem is solved using the interior-point optimizer with basis identification turned on, the returned basic solution likely to have high accuracy, even though the optimizer stalled.

Some common causes of stalling are a) badly scaled models, b) near feasible or near infeasible problems.

"MSK_RES_TRM_USER_CALLBACK" (100007)

The optimizer terminated due to the return of the user-defined callback function.

"MSK_RES_TRM_MAX_NUM_SETBACKS" (100020)

The optimizer terminated as the maximum number of set-backs was reached. This indicates serious numerical problems and a possibly badly formulated problem.

"MSK_RES_TRM_NUMERICAL_PROBLEM" (100025)

The optimizer terminated due to numerical problems.

"MSK_RES_TRM_LOST_RACE" (100027)

Lost a race.

"MSK_RES_TRM_INTERNAL" (100030)

The optimizer terminated due to some internal reason. Please contact **MOSEK** support.

"MSK_RES_TRM_INTERNAL_STOP" (100031)

The optimizer terminated for internal reasons. Please contact **MOSEK** support.

"MSK_RES_TRM_SERVER_MAX_TIME" (100032)

remote server terminated **MOSEK** on time limit criteria.

"MSK_RES_TRM_SERVER_MAX_MEMORY" (100033)

remote server terminated **MOSEK** on memory limit criteria.

13.4.2 Warnings

"MSK_RES_WRN_OPEN_PARAM_FILE" (50)

The parameter file could not be opened.

"MSK_RES_WRN_LARGE_BOUND" (51)

A numerically large bound value is specified.

"MSK_RES_WRN_LARGE_LO_BOUND" (52)

A numerically large lower bound value is specified.

"MSK_RES_WRN_LARGE_UP_BOUND" (53)

A numerically large upper bound value is specified.

"MSK_RES_WRN_LARGE_CON_FX" (54)

An equality constraint is fixed to a numerically large value. This can cause numerical problems.

"MSK_RES_WRN_LARGE_CJ" (57)

A numerically large value is specified for one c_j .

"MSK_RES_WRN_LARGE_AIJ" (62)

A numerically large value is specified for an $a_{i,j}$ element in A . The parameter *MSK_DPAR_DATA_TOL_AIJ_LARGE* controls when an $a_{i,j}$ is considered large.

"MSK_RES_WRN_ZERO_AIJ" (63)

One or more zero elements are specified in A.

"MSK_RES_WRN_NAME_MAX_LEN" (65)

A name is longer than the buffer that is supposed to hold it.

"MSK_RES_WRN_SPAR_MAX_LEN" (66)

A value for a string parameter is longer than the buffer that is supposed to hold it.

"MSK_RES_WRN_MPS_SPLIT_RHS_VECTOR" (70)

An RHS vector is split into several nonadjacent parts in an MPS file.

"MSK_RES_WRN_MPS_SPLIT_RAN_VECTOR" (71)

A RANGE vector is split into several nonadjacent parts in an MPS file.

"MSK_RES_WRN_MPS_SPLIT_BOU_VECTOR" (72)

A BOUNDS vector is split into several nonadjacent parts in an MPS file.

"MSK_RES_WRN_LP_OLD_QUAD_FORMAT" (80)

Missing $\prime/2\prime$ after quadratic expressions in bound or objective.

"MSK_RES_WRN_LP_DROP_VARIABLE" (85)

Ignored a variable because the variable was not previously defined. Usually this implies that a variable appears in the bound section but not in the objective or the constraints.

"MSK_RES_WRN_NZ_IN_UPR_TRI" (200)

Non-zero elements specified in the upper triangle of a matrix were ignored.

"MSK_RES_WRN_DROPPED_NZ_QOBJ" (201)

One or more non-zero elements were dropped in the Q matrix in the objective.

"MSK_RES_WRN_IGNORE_INTEGER" (250)

Ignored integer constraints.

"MSK_RES_WRN_NO_GLOBAL_OPTIMIZER" (251)

No global optimizer is available.

"MSK_RES_WRN_MIO_INFEASIBLE_FINAL" (270)

The final mixed-integer problem with all the integer variables fixed at their optimal values is infeasible.

"MSK_RES_WRN_SOL_FILTER" (300)

Invalid solution filter is specified.

"MSK_RES_WRN_UNDEF_SOL_FILE_NAME" (350)

Undefined name occurred in a solution.

"MSK_RES_WRN_SOL_FILE_IGNORED_CON" (351)

One or more lines in the constraint section were ignored when reading a solution file.

"MSK_RES_WRN_SOL_FILE_IGNORED_VAR" (352)

One or more lines in the variable section were ignored when reading a solution file.

"MSK_RES_WRN_TOO_FEW_BASIS_VARS" (400)

An incomplete basis has been specified. Too few basis variables are specified.

"MSK_RES_WRN_TOO_MANY_BASIS_VARS" (405)

A basis with too many variables has been specified.

"MSK_RES_WRN_LICENSE_EXPIRE" (500)

The license expires.

"MSK_RES_WRN_LICENSE_SERVER" (501)

The license server is not responding.

"MSK_RES_WRN_EMPTY_NAME" (502)

A variable or constraint name is empty. The output file may be invalid.

"MSK_RES_WRN_USING_GENERIC_NAMES" (503)

Generic names are used because a name invalid. For instance when writing an LP file the names must not contain blanks or start with a digit. Also remember to give the objective function a name.

"MSK_RES_WRN_INVALID_MPS_NAME" (504)

A name e.g. a row name is not a valid MPS name.

"MSK_RES_WRN_INVALID_MPS_OBJ_NAME" (505)
 The objective name is not a valid MPS name.

"MSK_RES_WRN_LICENSE_FEATURE_EXPIRE" (509)
 The license expires.

"MSK_RES_WRN_PARAM_NAME_DOU" (510)
 The parameter name is not recognized as a double parameter.

"MSK_RES_WRN_PARAM_NAME_INT" (511)
 The parameter name is not recognized as an integer parameter.

"MSK_RES_WRN_PARAM_NAME_STR" (512)
 The parameter name is not recognized as a string parameter.

"MSK_RES_WRN_PARAM_STR_VALUE" (515)
 The string is not recognized as a symbolic value for the parameter.

"MSK_RES_WRN_PARAM_IGNORED_CMIO" (516)
 A parameter was ignored by the conic mixed integer optimizer.

"MSK_RES_WRN_ZEROS_IN_SPARSE_ROW" (705)
 One or more (near) zero elements are specified in a sparse row of a matrix. Since, it is redundant to specify zero elements then it may indicate an error.

"MSK_RES_WRN_ZEROS_IN_SPARSE_COL" (710)
 One or more (near) zero elements are specified in a sparse column of a matrix. It is redundant to specify zero elements. Hence, it may indicate an error.

"MSK_RES_WRN_INCOMPLETE_LINEAR_DEPENDENCY_CHECK" (800)
 The linear dependency check(s) is incomplete. Normally this is not an important warning unless the optimization problem has been formulated with linear dependencies. Linear dependencies may prevent **MOSEK** from solving the problem.

"MSK_RES_WRN_ELIMINATOR_SPACE" (801)
 The eliminator is skipped at least once due to lack of space.

"MSK_RES_WRN_PRESOLVE_OUTOFSPACE" (802)
 The presolve is incomplete due to lack of space.

"MSK_RES_WRN_PRESOLVE_PRIMAL_PERTURBATIONS" (803)
 The presolve perturbed the bounds of the primal problem. This is an indication that the problem is nearly infeasible.

"MSK_RES_WRN_WRITE_CHANGED_NAMES" (830)
 Some names were changed because they were invalid for the output file format.

"MSK_RES_WRN_WRITE_DISCARDED_CFIX" (831)
 The fixed objective term could not be converted to a variable and was discarded in the output file.

"MSK_RES_WRN_DUPLICATE_CONSTRAINT_NAMES" (850)
 Two constraint names are identical.

"MSK_RES_WRN_DUPLICATE_VARIABLE_NAMES" (851)
 Two variable names are identical.

"MSK_RES_WRN_DUPLICATE_BARVARIABLE_NAMES" (852)
 Two barvariable names are identical.

"MSK_RES_WRN_DUPLICATE_CONE_NAMES" (853)
 Two cone names are identical.

"MSK_RES_WRN_WRITE_LP_INVALID_VAR_NAMES" (854)
 LP file will be written with generic variable names.

"MSK_RES_WRN_WRITE_LP_DUPLICATE_VAR_NAMES" (855)
 LP file will be written with generic variable names.

"MSK_RES_WRN_WRITE_LP_INVALID_CON_NAMES" (856)
 LP file will be written with generic constraint names.

"MSK_RES_WRN_WRITE_LP_DUPLICATE_CON_NAMES" (857)
 LP file will be written with generic constraint names.

"MSK_RES_WRN_ANA_LARGE_BOUNDS" (900)

This warning is issued by the problem analyzer, if one or more constraint or variable bounds are very large. One should consider omitting these bounds entirely by setting them to +inf or -inf.

"MSK_RES_WRN_ANA_C_ZERO" (901)

This warning is issued by the problem analyzer, if the coefficients in the linear part of the objective are all zero.

"MSK_RES_WRN_ANA_EMPTY_COLS" (902)

This warning is issued by the problem analyzer, if columns, in which all coefficients are zero, are found.

"MSK_RES_WRN_ANA_CLOSE_BOUNDS" (903)

This warning is issued by problem analyzer, if ranged constraints or variables with very close upper and lower bounds are detected. One should consider treating such constraints as equalities and such variables as constants.

"MSK_RES_WRN_ANA_ALMOST_INT_BOUNDS" (904)

This warning is issued by the problem analyzer if a constraint is bound nearly integral.

"MSK_RES_WRN_NO_INFEASIBILITY_REPORT_WHEN_MATRIX_VARIABLES" (930)

An infeasibility report is not available when the problem contains matrix variables.

"MSK_RES_WRN_GETDUAL_IGNORES_INTEGRALITY" (940)

Dualizer ignores integer variables and disjunctive constraints.

"MSK_RES_WRN_NO_DUALIZER" (950)

No automatic dualizer is available for the specified problem. The primal problem is solved.

"MSK_RES_WRN_SYM_MAT_LARGE" (960)

A numerically large value is specified for an $e_{i,j}$ element in E . The parameter `MSK_DPAR_DATA_SYM_MAT_TOL_LARGE` controls when an $e_{i,j}$ is considered large.

"MSK_RES_WRN_MODIFIED_DOUBLE_PARAMETER" (970)

A double parameter related to solver tolerances has a non-default value.

"MSK_RES_WRN_LARGE_FIJ" (980)

A numerically large value is specified for an $f_{i,j}$ element in F . The parameter `MSK_DPAR_DATA_TOL_AIJ_LARGE` controls when an $f_{i,j}$ is considered large.

"MSK_RES_WRN_PTF_UNKNOWN_SECTION" (981)

Unexpected section in PTF file

13.4.3 Errors

"MSK_RES_ERR_LICENSE" (1000)

Invalid license.

"MSK_RES_ERR_LICENSE_EXPIRED" (1001)

The license has expired.

"MSK_RES_ERR_LICENSE_VERSION" (1002)

The license is valid for another version of **MOSEK**.

"MSK_RES_ERR_LICENSE_OLD_SERVER_VERSION" (1003)

The version of the FlexLM license server is too old. You should upgrade the license server to one matching this version of **MOSEK**. It will support this and all older versions of **MOSEK**.

This error can appear if the client was updated to a new version which includes an upgrade of the licensing module, making it incompatible with a much older license server.

"MSK_RES_ERR_SIZE_LICENSE" (1005)

The problem is bigger than the license.

"MSK_RES_ERR_PROB_LICENSE" (1006)

The software is not licensed to solve the problem.

"MSK_RES_ERR_FILE_LICENSE" (1007)

Invalid license file.

"MSK_RES_ERR_MISSING_LICENSE_FILE" (1008)

MOSEK cannot find license file or a token server. See the **MOSEK** licensing manual for details.

"MSK_RES_ERR_SIZE_LICENSE_CON" (1010)

The problem has too many constraints to be solved with the available license.

"MSK_RES_ERR_SIZE_LICENSE_VAR" (1011)

The problem has too many variables to be solved with the available license.

"MSK_RES_ERR_SIZE_LICENSE_INTVAR" (1012)

The problem contains too many integer variables to be solved with the available license.

"MSK_RES_ERR_OPTIMIZER_LICENSE" (1013)

The optimizer required is not licensed.

"MSK_RES_ERR_FLEXLM" (1014)

The FLEXlm license manager reported an error.

"MSK_RES_ERR_LICENSE_SERVER" (1015)

The license server is not responding.

"MSK_RES_ERR_LICENSE_MAX" (1016)

Maximum number of licenses is reached.

"MSK_RES_ERR_LICENSE_MOSEKLM_DAEMON" (1017)

The MOSEKLM license manager daemon is not up and running.

"MSK_RES_ERR_LICENSE_FEATURE" (1018)

A requested feature is not available in the license file(s). Most likely due to an incorrect license system setup.

"MSK_RES_ERR_PLATFORM_NOT_LICENSED" (1019)

A requested license feature is not available for the required platform.

"MSK_RES_ERR_LICENSE_CANNOT_ALLOCATE" (1020)

The license system cannot allocate the memory required.

"MSK_RES_ERR_LICENSE_CANNOT_CONNECT" (1021)

MOSEK cannot connect to the license server. Most likely the license server is not up and running.

"MSK_RES_ERR_LICENSE_INVALID_HOSTID" (1025)

The host ID specified in the license file does not match the host ID of the computer.

"MSK_RES_ERR_LICENSE_SERVER_VERSION" (1026)

The version specified in the checkout request is greater than the highest version number the daemon supports.

"MSK_RES_ERR_LICENSE_NO_SERVER_SUPPORT" (1027)

The license server does not support the requested feature. Possible reasons for this error include:

- The feature has expired.
- The feature's start date is later than today's date.
- The version requested is higher than feature's the highest supported version.
- A corrupted license file.

Try restarting the license and inspect the license server debug file, usually called `lmgrd.log`.

"MSK_RES_ERR_LICENSE_NO_SERVER_LINE" (1028)

There is no `SERVER` line in the license file. All non-zero license count features need at least one `SERVER` line.

"MSK_RES_ERR_OLDER_DLL" (1035)

The dynamic link library is older than the specified version.

"MSK_RES_ERR_NEWER_DLL" (1036)

The dynamic link library is newer than the specified version.

"MSK_RES_ERR_LINK_FILE_DLL" (1040)

A file cannot be linked to a stream in the DLL version.

"MSK_RES_ERR_THREAD_MUTEX_INIT" (1045)

Could not initialize a mutex.

"MSK_RES_ERR_THREAD_MUTEX_LOCK" (1046)

Could not lock a mutex.

"MSK_RES_ERR_THREAD_MUTEX_UNLOCK" (1047)
 Could not unlock a mutex.

"MSK_RES_ERR_THREAD_CREATE" (1048)
 Could not create a thread. This error may occur if a large number of environments are created and not deleted again. In any case it is a good practice to minimize the number of environments created.

"MSK_RES_ERR_THREAD_COND_INIT" (1049)
 Could not initialize a condition.

"MSK_RES_ERR_UNKNOWN" (1050)
 Unknown error.

"MSK_RES_ERR_SPACE" (1051)
 Out of space.

"MSK_RES_ERR_FILE_OPEN" (1052)
 Error while opening a file.

"MSK_RES_ERR_FILE_READ" (1053)
 File read error.

"MSK_RES_ERR_FILE_WRITE" (1054)
 File write error.

"MSK_RES_ERR_DATA_FILE_EXT" (1055)
 The data file format cannot be determined from the file name.

"MSK_RES_ERR_INVALID_FILE_NAME" (1056)
 An invalid file name has been specified.

"MSK_RES_ERR_INVALID_SOL_FILE_NAME" (1057)
 An invalid file name has been specified.

"MSK_RES_ERR_END_OF_FILE" (1059)
 End of file has been reached unexpectedly.

"MSK_RES_ERR_NULL_ENV" (1060)
 env is a NULL pointer.

"MSK_RES_ERR_NULL_TASK" (1061)
 task is a NULL pointer.

"MSK_RES_ERR_INVALID_STREAM" (1062)
 An invalid stream is referenced.

"MSK_RES_ERR_NO_INIT_ENV" (1063)
 env is not initialized.

"MSK_RES_ERR_INVALID_TASK" (1064)
 The task is invalid.

"MSK_RES_ERR_NULL_POINTER" (1065)
 An argument to a function is unexpectedly a NULL pointer.

"MSK_RES_ERR_LIVING_TASKS" (1066)
 All tasks associated with an environment must be deleted before the environment is deleted. There are still some undeleted tasks.

"MSK_RES_ERR_READ_GZIP" (1067)
 Error encountered in GZIP stream.

"MSK_RES_ERR_READ_ZSTD" (1068)
 Error encountered in ZSTD stream.

"MSK_RES_ERR_READ_ASYNC" (1069)
 Error encountered in async stream.

"MSK_RES_ERR_BLANK_NAME" (1070)
 An all blank name has been specified.

"MSK_RES_ERR_DUP_NAME" (1071)
 The same name was used multiple times for the same problem item type.

"MSK_RES_ERR_FORMAT_STRING" (1072)
 The name format string is invalid.

"MSK_RES_ERR_SPARSITY_SPECIFICATION" (1073)
 The sparsity included an index that was out of bounds of the shape.

"MSK_RES_ERR_MISMATCHING_DIMENSION" (1074)
 Mismatching dimensions specified in arguments

"MSK_RES_ERR_INVALID_OBJ_NAME" (1075)
 An invalid objective name is specified.

"MSK_RES_ERR_INVALID_CON_NAME" (1076)
 An invalid constraint name is used.

"MSK_RES_ERR_INVALID_VAR_NAME" (1077)
 An invalid variable name is used.

"MSK_RES_ERR_INVALID_CONE_NAME" (1078)
 An invalid cone name is used.

"MSK_RES_ERR_INVALID_BARVAR_NAME" (1079)
 An invalid symmetric matrix variable name is used.

"MSK_RES_ERR_SPACE_LEAKING" (1080)
MOSEK is leaking memory. This can be due to either an incorrect use of **MOSEK** or a bug.

"MSK_RES_ERR_SPACE_NO_INFO" (1081)
 No available information about the space usage.

"MSK_RES_ERR_DIMENSION_SPECIFICATION" (1082)
 Invalid dimension specification

"MSK_RES_ERR_AXIS_NAME_SPECIFICATION" (1083)
 Invalid axis names specification

"MSK_RES_ERR_READ_FORMAT" (1090)
 The specified format cannot be read.

"MSK_RES_ERR_MPS_FILE" (1100)
 An error occurred while reading an MPS file.

"MSK_RES_ERR_MPS_INV_FIELD" (1101)
 A field in the MPS file is invalid. Probably it is too wide.

"MSK_RES_ERR_MPS_INV_MARKER" (1102)
 An invalid marker has been specified in the MPS file.

"MSK_RES_ERR_MPS_NULL_CON_NAME" (1103)
 An empty constraint name is used in an MPS file.

"MSK_RES_ERR_MPS_NULL_VAR_NAME" (1104)
 An empty variable name is used in an MPS file.

"MSK_RES_ERR_MPS_UNDEF_CON_NAME" (1105)
 An undefined constraint name occurred in an MPS file.

"MSK_RES_ERR_MPS_UNDEF_VAR_NAME" (1106)
 An undefined variable name occurred in an MPS file.

"MSK_RES_ERR_MPS_INVALID_CON_KEY" (1107)
 An invalid constraint key occurred in an MPS file.

"MSK_RES_ERR_MPS_INVALID_BOUND_KEY" (1108)
 An invalid bound key occurred in an MPS file.

"MSK_RES_ERR_MPS_INVALID_SEC_NAME" (1109)
 An invalid section name occurred in an MPS file.

"MSK_RES_ERR_MPS_NO_OBJECTIVE" (1110)
 No objective is defined in an MPS file.

"MSK_RES_ERR_MPS_SPLITTED_VAR" (1111)
 All elements in a column of the A matrix must be specified consecutively. Hence, it is illegal to specify non-zero elements in A for variable 1, then for variable 2 and then variable 1 again.

"MSK_RES_ERR_MPS_MUL_CON_NAME" (1112)
 A constraint name was specified multiple times in the ROWS section.

"MSK_RES_ERR_MPS_MUL_QSEC" (1113)
 Multiple QSECTIONS are specified for a constraint in the MPS data file.

"MSK_RES_ERR_MPS_MUL_QOBJ" (1114)
 The Q term in the objective is specified multiple times in the MPS data file.

"MSK_RES_ERR_MPS_INV_SEC_ORDER" (1115)
 The sections in the MPS data file are not in the correct order.

"MSK_RES_ERR_MPS_MUL_CSEC" (1116)
 Multiple CSECTIONS are given the same name.

"MSK_RES_ERR_MPS_CONE_TYPE" (1117)
 Invalid cone type specified in a CSECTION.

"MSK_RES_ERR_MPS_CONE_OVERLAP" (1118)
 A variable is specified to be a member of several cones.

"MSK_RES_ERR_MPS_CONE_REPEAT" (1119)
 A variable is repeated within the CSECTION.

"MSK_RES_ERR_MPS_NON_SYMMETRIC_Q" (1120)
 A non symmetric matrix has been specified.

"MSK_RES_ERR_MPS_DUPLICATE_Q_ELEMENT" (1121)
 Duplicate elements is specified in a Q matrix.

"MSK_RES_ERR_MPS_INVALID_OBJSENSE" (1122)
 An invalid objective sense is specified.

"MSK_RES_ERR_MPS_TAB_IN_FIELD2" (1125)
 A tab char occurred in field 2.

"MSK_RES_ERR_MPS_TAB_IN_FIELD3" (1126)
 A tab char occurred in field 3.

"MSK_RES_ERR_MPS_TAB_IN_FIELD5" (1127)
 A tab char occurred in field 5.

"MSK_RES_ERR_MPS_INVALID_OBJ_NAME" (1128)
 An invalid objective name is specified.

"MSK_RES_ERR_MPS_INVALID_KEY" (1129)
 An invalid indicator key occurred in an MPS file.

"MSK_RES_ERR_MPS_INVALID_INDICATOR_CONSTRAINT" (1130)
 An invalid indicator constraint is used. It must not be a ranged constraint.

"MSK_RES_ERR_MPS_INVALID_INDICATOR_VARIABLE" (1131)
 An invalid indicator variable is specified. It must be a binary variable.

"MSK_RES_ERR_MPS_INVALID_INDICATOR_VALUE" (1132)
 An invalid indicator value is specified. It must be either 0 or 1.

"MSK_RES_ERR_MPS_INVALID_INDICATOR_QUADRATIC_CONSTRAINT" (1133)
 A quadratic constraint can be be an indicator constraint.

"MSK_RES_ERR_OPF_SYNTAX" (1134)
 Syntax error in an OPF file

"MSK_RES_ERR_OPF_PREMATURE_EOF" (1136)
 Premature end of file in an OPF file.

"MSK_RES_ERR_OPF_MISMATCHED_TAG" (1137)
 Mismatched end-tag in OPF file

"MSK_RES_ERR_OPF_DUPLICATE_BOUND" (1138)
 Either upper or lower bound was specified twice in OPF file

"MSK_RES_ERR_OPF_DUPLICATE_CONSTRAINT_NAME" (1139)
 Duplicate constraint name in OPF File

"MSK_RES_ERR_OPF_INVALID_CONE_TYPE" (1140)
 Invalid cone type in OPF File

"MSK_RES_ERR_OPF_INCORRECT_TAG_PARAM" (1141)
 Invalid number of parameters in start-tag in OPF File

"MSK_RES_ERR_OPF_INVALID_TAG" (1142)
 Invalid start-tag in OPF File

"MSK_RES_ERR_OPF_DUPLICATE_CONE_ENTRY" (1143)
 Same variable appears in multiple cones in OPF File

"MSK_RES_ERR_OPF_TOO_LARGE" (1144)
 The problem is too large to be correctly loaded

"MSK_RES_ERR_OPF_DUAL_INTEGER_SOLUTION" (1146)
 Dual solution values are not allowed in OPF File

"MSK_RES_ERR_LP_EMPTY" (1151)
 The problem cannot be written to an LP formatted file.

"MSK_RES_ERR_WRITE_MPS_INVALID_NAME" (1153)
 An invalid name is created while writing an MPS file. Usually this will make the MPS file unreadable.

"MSK_RES_ERR_LP_INVALID_VAR_NAME" (1154)
 A variable name is invalid when used in an LP formatted file.

"MSK_RES_ERR_WRITE_OPF_INVALID_VAR_NAME" (1156)
 Empty variable names cannot be written to OPF files.

"MSK_RES_ERR_LP_FILE_FORMAT" (1157)
 Syntax error in an LP file.

"MSK_RES_ERR_LP_EXPECTED_NUMBER" (1158)
 Expected a number in LP file

"MSK_RES_ERR_READ_LP_MISSING_END_TAG" (1159)
 Syntax error in LP file. Possibly missing End tag.

"MSK_RES_ERR_LP_INDICATOR_VAR" (1160)
 An indicator variable was not declared binary

"MSK_RES_ERR_LP_EXPECTED_OBJECTIVE" (1161)
 Expected an objective section in LP file

"MSK_RES_ERR_LP_EXPECTED_CONSTRAINT_RELATION" (1162)
 Expected constraint relation

"MSK_RES_ERR_LP_AMBIGUOUS_CONSTRAINT_BOUND" (1163)
 Constraint has ambiguous or invalid bound

"MSK_RES_ERR_LP_DUPLICATE_SECTION" (1164)
 Duplicate section

"MSK_RES_ERR_READ_LP_DELAYED_ROWS_NOT_SUPPORTED" (1165)
 Duplicate section

"MSK_RES_ERR_WRITING_FILE" (1166)
 An error occurred while writing file

"MSK_RES_ERR_WRITE_ASYNC" (1167)
 An error occurred while performing asynchronous writing

"MSK_RES_ERR_INVALID_NAME_IN_SOL_FILE" (1170)
 An invalid name occurred in a solution file.

"MSK_RES_ERR_JSON_SYNTAX" (1175)
 Syntax error in an JSON data

"MSK_RES_ERR_JSON_STRING" (1176)
 Error in JSON string.

"MSK_RES_ERR_JSON_NUMBER_OVERFLOW" (1177)
 Invalid number entry - wrong type or value overflow.

"MSK_RES_ERR_JSON_FORMAT" (1178)
 Error in an JSON Task file

"MSK_RES_ERR_JSON_DATA" (1179)
 Inconsistent data in JSON Task file

"MSK_RES_ERR_JSON_MISSING_DATA" (1180)
 Missing data section in JSON task file.

"MSK_RES_ERR_PTF_INCOMPATIBILITY" (1181)
 Incompatible item

"MSK_RES_ERR_PTF_UNDEFINED_ITEM" (1182)
 Undefined symbol referenced

"MSK_RES_ERR_PTF_INCONSISTENCY" (1183)
 Inconsistent size of item

"MSK_RES_ERR_PTF_FORMAT" (1184)
 Syntax error in an PTF file

"MSK_RES_ERR_ARGUMENT_LENNEQ" (1197)
 Incorrect length of arguments.

"MSK_RES_ERR_ARGUMENT_TYPE" (1198)
 Incorrect argument type.

"MSK_RES_ERR_NUM_ARGUMENTS" (1199)
 Incorrect number of function arguments.

"MSK_RES_ERR_IN_ARGUMENT" (1200)
 A function argument is incorrect.

"MSK_RES_ERR_ARGUMENT_DIMENSION" (1201)
 A function argument is of incorrect dimension.

"MSK_RES_ERR_SHAPE_IS_TOO_LARGE" (1202)
 The size of the n-dimensional shape is too large.

"MSK_RES_ERR_INDEX_IS_TOO_SMALL" (1203)
 An index in an argument is too small.

"MSK_RES_ERR_INDEX_IS_TOO_LARGE" (1204)
 An index in an argument is too large.

"MSK_RES_ERR_INDEX_IS_NOT_UNIQUE" (1205)
 An index in an argument is not unique.

"MSK_RES_ERR_PARAM_NAME" (1206)
 The parameter name is not correct.

"MSK_RES_ERR_PARAM_NAME_DOU" (1207)
 The parameter name is not correct for a double parameter.

"MSK_RES_ERR_PARAM_NAME_INT" (1208)
 The parameter name is not correct for an integer parameter.

"MSK_RES_ERR_PARAM_NAME_STR" (1209)
 The parameter name is not correct for a string parameter.

"MSK_RES_ERR_PARAM_INDEX" (1210)
 Parameter index is out of range.

"MSK_RES_ERR_PARAM_IS_TOO_LARGE" (1215)
 The parameter value is too large.

"MSK_RES_ERR_PARAM_IS_TOO_SMALL" (1216)
 The parameter value is too small.

"MSK_RES_ERR_PARAM_VALUE_STR" (1217)
 The parameter value string is incorrect.

"MSK_RES_ERR_PARAM_TYPE" (1218)
 The parameter type is invalid.

"MSK_RES_ERR_INF_DOU_INDEX" (1219)
 A double information index is out of range for the specified type.

"MSK_RES_ERR_INF_INT_INDEX" (1220)
 An integer information index is out of range for the specified type.

"MSK_RES_ERR_INDEX_ARR_IS_TOO_SMALL" (1221)
 An index in an array argument is too small.

"MSK_RES_ERR_INDEX_ARR_IS_TOO_LARGE" (1222)
 An index in an array argument is too large.

"MSK_RES_ERR_INF_LINT_INDEX" (1225)
 A long integer information index is out of range for the specified type.

"MSK_RES_ERR_ARG_IS_TOO_SMALL" (1226)
 The value of a argument is too small.

"MSK_RES_ERR_ARG_IS_TOO_LARGE" (1227)
 The value of a argument is too large.

"MSK_RES_ERR_INVALID_WHICHSOL" (1228)
 whichsol is invalid.

"MSK_RES_ERR_INF_DOU_NAME" (1230)
 A double information name is invalid.

"MSK_RES_ERR_INF_INT_NAME" (1231)
 An integer information name is invalid.

"MSK_RES_ERR_INF_TYPE" (1232)
 The information type is invalid.

"MSK_RES_ERR_INF_LINT_NAME" (1234)
 A long integer information name is invalid.

"MSK_RES_ERR_INDEX" (1235)
 An index is out of range.

"MSK_RES_ERR_WHICHSOL" (1236)
 The solution defined by whichsol does not exists.

"MSK_RES_ERR_SOLITEM" (1237)
 The solution item number solitem is invalid. Please note that *"MSK_SOL_ITEM_SNX"* is invalid for the basic solution.

"MSK_RES_ERR_WHICHITEM_NOT_ALLOWED" (1238)
 whichitem is unacceptable.

"MSK_RES_ERR_MAXNUMCON" (1240)
 The maximum number of constraints specified is smaller than the number of constraints in the task.

"MSK_RES_ERR_MAXNUMVAR" (1241)
 The maximum number of variables specified is smaller than the number of variables in the task.

"MSK_RES_ERR_MAXNUMBARVAR" (1242)
 The maximum number of semidefinite variables specified is smaller than the number of semidefinite variables in the task.

"MSK_RES_ERR_MAXNUMQNZ" (1243)
 The maximum number of non-zeros specified for the Q matrices is smaller than the number of non-zeros in the current Q matrices.

"MSK_RES_ERR_TOO_SMALL_MAX_NUM_NZ" (1245)
 The maximum number of non-zeros specified is too small.

"MSK_RES_ERR_INVALID_IDX" (1246)
 A specified index is invalid.

"MSK_RES_ERR_INVALID_MAX_NUM" (1247)
 A specified index is invalid.

"MSK_RES_ERR_UNALLOWED_WHICHSOL" (1248)
 The value od whichsol is not allowed.

"MSK_RES_ERR_NUMCONLIM" (1250)
 Maximum number of constraints limit is exceeded.

"MSK_RES_ERR_NUMVARLIM" (1251)
 Maximum number of variables limit is exceeded.

"MSK_RES_ERR_TOO_SMALL_MAXNUMANZ" (1252)
 The maximum number of non-zeros specified for A is smaller than the number of non-zeros in the current A .

"MSK_RES_ERR_INV_APTRE" (1253)
 $aptre[j]$ is strictly smaller than $aptrb[j]$ for some j .

"MSK_RES_ERR_MUL_A_ELEMENT" (1254)
 An element in A is defined multiple times.

"MSK_RES_ERR_INV_BK" (1255)
 Invalid bound key.

"MSK_RES_ERR_INV_BKC" (1256)
 Invalid bound key is specified for a constraint.

"MSK_RES_ERR_INV_BKX" (1257)
 An invalid bound key is specified for a variable.

"MSK_RES_ERR_INV_VAR_TYPE" (1258)
 An invalid variable type is specified for a variable.

"MSK_RES_ERR_SOLVER_PROBTYPE" (1259)
 Problem type does not match the chosen optimizer.

"MSK_RES_ERR_OBJECTIVE_RANGE" (1260)
 Empty objective range.

"MSK_RES_ERR_INV_RESCODE" (1261)
 Invalid response code.

"MSK_RES_ERR_INV_IINF" (1262)
 Invalid integer information item.

"MSK_RES_ERR_INV_LIINF" (1263)
 Invalid long integer information item.

"MSK_RES_ERR_INV_DINF" (1264)
 Invalid double information item.

"MSK_RES_ERR_BASIS" (1266)
 An invalid basis is specified. Either too many or too few basis variables are specified.

"MSK_RES_ERR_INV_SKC" (1267)
 Invalid value in skc .

"MSK_RES_ERR_INV_SKX" (1268)
 Invalid value in skx .

"MSK_RES_ERR_INV_SKN" (1274)
 Invalid value in skn .

"MSK_RES_ERR_INV_SK_STR" (1269)
 Invalid status key string encountered.

"MSK_RES_ERR_INV_SK" (1270)
 Invalid status key code.

"MSK_RES_ERR_INV_CONE_TYPE_STR" (1271)
 Invalid cone type string encountered.

"MSK_RES_ERR_INV_CONE_TYPE" (1272)
 Invalid cone type code is encountered.

"MSK_RES_ERR_INVALID_SURPLUS" (1275)
 Invalid surplus.

"MSK_RES_ERR_INV_NAME_ITEM" (1280)
 An invalid name item code is used.

"MSK_RES_ERR_PRO_ITEM" (1281)
 An invalid problem is used.

"MSK_RES_ERR_INVALID_FORMAT_TYPE" (1283)
 Invalid format type.

"MSK_RES_ERR_FIRSTI" (1285)
 Invalid firsti.

"MSK_RES_ERR_LASTI" (1286)
 Invalid lasti.

"MSK_RES_ERR_FIRSTJ" (1287)
 Invalid firstj.

"MSK_RES_ERR_LASTJ" (1288)
 Invalid lastj.

"MSK_RES_ERR_MAX_LEN_IS_TOO_SMALL" (1289)
 A maximum length that is too small has been specified.

"MSK_RES_ERR_NONLINEAR_EQUALITY" (1290)
 The model contains a nonlinear equality which defines a nonconvex set.

"MSK_RES_ERR_NONCONVEX" (1291)
 The optimization problem is nonconvex.

"MSK_RES_ERR_NONLINEAR_RANGED" (1292)
 Nonlinear constraints with finite lower and upper bound always define a nonconvex feasible set.

"MSK_RES_ERR_CON_Q_NOT_PSD" (1293)
 The quadratic constraint matrix is not positive semidefinite as expected for a constraint with finite upper bound. This results in a nonconvex problem.

"MSK_RES_ERR_CON_Q_NOT_NSD" (1294)
 The quadratic constraint matrix is not negative semidefinite as expected for a constraint with finite lower bound. This results in a nonconvex problem.

"MSK_RES_ERR_OBJ_Q_NOT_PSD" (1295)
 The quadratic coefficient matrix in the objective is not positive semidefinite as expected for a minimization problem.

"MSK_RES_ERR_OBJ_Q_NOT_NSD" (1296)
 The quadratic coefficient matrix in the objective is not negative semidefinite as expected for a maximization problem.

"MSK_RES_ERR_ARGUMENT_PERM_ARRAY" (1299)
 An invalid permutation array is specified.

"MSK_RES_ERR_CONE_INDEX" (1300)
 An index of a non-existing cone has been specified.

"MSK_RES_ERR_CONE_SIZE" (1301)
 A cone with incorrect number of members is specified.

"MSK_RES_ERR_CONE_OVERLAP" (1302)
 One or more of the variables in the cone to be added is already member of another cone. Now assume the variable is x_j then add a new variable say x_k and the constraint

$$x_j = x_k$$

and then let x_k be member of the cone to be appended.

"MSK_RES_ERR_CONE_REP_VAR" (1303)
 A variable is included multiple times in the cone.

"MSK_RES_ERR_MAXNUMCONE" (1304)
 The value specified for `maxnumcone` is too small.

"MSK_RES_ERR_CONE_TYPE" (1305)
 Invalid cone type specified.

"MSK_RES_ERR_CONE_TYPE_STR" (1306)
 Invalid cone type specified.

"MSK_RES_ERR_CONE_OVERLAP_APPEND" (1307)
 The cone to be appended has one variable which is already member of another cone.

"MSK_RES_ERR_REMOVE_CONE_VARIABLE" (1310)
 A variable cannot be removed because it will make a cone invalid.

"MSK_RES_ERR_APPENDING_TOO_BIG_CONE" (1311)
 Trying to append a too big cone.

"MSK_RES_ERR_CONE_PARAMETER" (1320)
 An invalid cone parameter.

"MSK_RES_ERR_SOL_FILE_INVALID_NUMBER" (1350)
 An invalid number is specified in a solution file.

"MSK_RES_ERR_HUGE_C" (1375)
 A huge value in absolute size is specified for one c_j .

"MSK_RES_ERR_HUGE_AIJ" (1380)
 A numerically huge value is specified for an $a_{i,j}$ element in A . The parameter `MSK_DPAR_DATA_TOL_AIJ_HUGE` controls when an $a_{i,j}$ is considered huge.

"MSK_RES_ERR_DUPLICATE_AIJ" (1385)
 An element in the A matrix is specified twice.

"MSK_RES_ERR_LOWER_BOUND_IS_A_NAN" (1390)
 The lower bound specified is not a number (nan).

"MSK_RES_ERR_UPPER_BOUND_IS_A_NAN" (1391)
 The upper bound specified is not a number (nan).

"MSK_RES_ERR_INFINITE_BOUND" (1400)
 A numerically huge bound value is specified.

"MSK_RES_ERR_INV_QOBJ_SUBI" (1401)
 Invalid value in `qosubi`.

"MSK_RES_ERR_INV_QOBJ_SUBJ" (1402)
 Invalid value in `qosubj`.

"MSK_RES_ERR_INV_QOBJ_VAL" (1403)
 Invalid value in `qoval`.

"MSK_RES_ERR_INV_QCON_SUBK" (1404)
 Invalid value in `qcsubk`.

"MSK_RES_ERR_INV_QCON_SUBI" (1405)
 Invalid value in `qcsubi`.

"MSK_RES_ERR_INV_QCON_SUBJ" (1406)
 Invalid value in `qcsubj`.

"MSK_RES_ERR_INV_QCON_VAL" (1407)
 Invalid value in `qcval`.

"MSK_RES_ERR_QCON_SUBI_TOO_SMALL" (1408)
 Invalid value in `qcsubi`.

"MSK_RES_ERR_QCON_SUBI_TOO_LARGE" (1409)
 Invalid value in `qcsubi`.

"MSK_RES_ERR_QOBJ_UPPER_TRIANGLE" (1415)
 An element in the upper triangle of Q^o is specified. Only elements in the lower triangle should be specified.

"MSK_RES_ERR_QCON_UPPER_TRIANGLE" (1417)
 An element in the upper triangle of a Q^k is specified. Only elements in the lower triangle should be specified.

"MSK_RES_ERR_FIXED_BOUND_VALUES" (1420)
 A fixed constraint/variable has been specified using the bound keys but the numerical value of the lower and upper bound is different.

"MSK_RES_ERR_TOO_SMALL_A_TRUNCATION_VALUE" (1421)
 A too small value for the A truncation value is specified.

"MSK_RES_ERR_INVALID_OBJECTIVE_SENSE" (1445)
 An invalid objective sense is specified.

"MSK_RES_ERR_UNDEFINED_OBJECTIVE_SENSE" (1446)
 The objective sense has not been specified before the optimization.

"MSK_RES_ERR_Y_IS_UNDEFINED" (1449)
The solution item y is undefined.

"MSK_RES_ERR_NAN_IN_DOUBLE_DATA" (1450)
An invalid floating point value was used in some double data.

"MSK_RES_ERR_INF_IN_DOUBLE_DATA" (1451)
An infinite floating point value was used in some double data.

"MSK_RES_ERR_NAN_IN_BLC" (1461)
 l^c contains an invalid floating point value, i.e. a NaN or Inf.

"MSK_RES_ERR_NAN_IN_BUC" (1462)
 u^c contains an invalid floating point value, i.e. a NaN or Inf.

"MSK_RES_ERR_INVALID_CFIX" (1469)
An invalid fixed term in the objective is specified.

"MSK_RES_ERR_NAN_IN_C" (1470)
 c contains an invalid floating point value, i.e. a NaN or Inf.

"MSK_RES_ERR_NAN_IN_BLX" (1471)
 l^x contains an invalid floating point value, i.e. a NaN or Inf.

"MSK_RES_ERR_NAN_IN_BUX" (1472)
 u^x contains an invalid floating point value, i.e. a NaN or Inf.

"MSK_RES_ERR_INVALID_AIJ" (1473)
 $a_{i,j}$ contains an invalid floating point value, i.e. a NaN or an infinite value.

"MSK_RES_ERR_INVALID_CJ" (1474)
 c_j contains an invalid floating point value, i.e. a NaN or an infinite value.

"MSK_RES_ERR_SYM_MAT_INVALID" (1480)
A symmetric matrix contains an invalid floating point value, i.e. a NaN or an infinite value.

"MSK_RES_ERR_SYM_MAT_HUGE" (1482)
A symmetric matrix contains a huge value in absolute size. The parameter `MSK_DPAR_DATA_SYM_MAT_TOL_HUGE` controls when an $e_{i,j}$ is considered huge.

"MSK_RES_ERR_INV_PROBLEM" (1500)
Invalid problem type. Probably a nonconvex problem has been specified.

"MSK_RES_ERR_MIXED_CONIC_AND_NL" (1501)
The problem contains nonlinear terms conic constraints. The requested operation cannot be applied to this type of problem.

"MSK_RES_ERR_GLOBAL_INV_CONIC_PROBLEM" (1503)
The global optimizer can only be applied to problems without semidefinite variables.

"MSK_RES_ERR_INV_OPTIMIZER" (1550)
An invalid optimizer has been chosen for the problem.

"MSK_RES_ERR_MIO_NO_OPTIMIZER" (1551)
No optimizer is available for the current class of integer optimization problems.

"MSK_RES_ERR_NO_OPTIMIZER_VAR_TYPE" (1552)
No optimizer is available for this class of optimization problems.

"MSK_RES_ERR_FINAL_SOLUTION" (1560)
An error occurred during the solution finalization.

"MSK_RES_ERR_FIRST" (1570)
Invalid `first`.

"MSK_RES_ERR_LAST" (1571)
Invalid index `last`. A given index was out of expected range.

"MSK_RES_ERR_SLICE_SIZE" (1572)
Invalid slice size specified.

"MSK_RES_ERR_NEGATIVE_SURPLUS" (1573)
Negative surplus.

"MSK_RES_ERR_NEGATIVE_APPEND" (1578)
Cannot append a negative number.

"MSK_RES_ERR_POSTSOLVE" (1580)
 An error occurred during the postsolve. Please contact **MOSEK** support.

"MSK_RES_ERR_OVERFLOW" (1590)
 A computation produced an overflow i.e. a very large number.

"MSK_RES_ERR_NO_BASIS_SOL" (1600)
 No basic solution is defined.

"MSK_RES_ERR_BASIS_FACTOR" (1610)
 The factorization of the basis is invalid.

"MSK_RES_ERR_BASIS_SINGULAR" (1615)
 The basis is singular and hence cannot be factored.

"MSK_RES_ERR_FACTOR" (1650)
 An error occurred while factorizing a matrix.

"MSK_RES_ERR_FEASREPAIR_CANNOT_RELAX" (1700)
 An optimization problem cannot be relaxed.

"MSK_RES_ERR_FEASREPAIR_SOLVING_RELAXED" (1701)
 The relaxed problem could not be solved to optimality. Please consult the log file for further details.

"MSK_RES_ERR_FEASREPAIR_INCONSISTENT_BOUND" (1702)
 The upper bound is less than the lower bound for a variable or a constraint. Please correct this before running the feasibility repair.

"MSK_RES_ERR_REPAIR_INVALID_PROBLEM" (1710)
 The feasibility repair does not support the specified problem type.

"MSK_RES_ERR_REPAIR_OPTIMIZATION_FAILED" (1711)
 Computation the optimal relaxation failed. The cause may have been numerical problems.

"MSK_RES_ERR_NAME_MAX_LEN" (1750)
 A name is longer than the buffer that is supposed to hold it.

"MSK_RES_ERR_NAME_IS_NULL" (1760)
 The name buffer is a NULL pointer.

"MSK_RES_ERR_INVALID_COMPRESSION" (1800)
 Invalid compression type.

"MSK_RES_ERR_INVALID_IOMODE" (1801)
 Invalid io mode.

"MSK_RES_ERR_NO_PRIMAL_INFEAS_CER" (2000)
 A certificate of primal infeasibility is not available.

"MSK_RES_ERR_NO_DUAL_INFEAS_CER" (2001)
 A certificate of infeasibility is not available.

"MSK_RES_ERR_NO_SOLUTION_IN_CALLBACK" (2500)
 The required solution is not available.

"MSK_RES_ERR_INV_MARKI" (2501)
 Invalid value in marki.

"MSK_RES_ERR_INV_MARKJ" (2502)
 Invalid value in markj.

"MSK_RES_ERR_INV_NUMI" (2503)
 Invalid numi.

"MSK_RES_ERR_INV_NUMJ" (2504)
 Invalid numj.

"MSK_RES_ERR_TASK_INCOMPATIBLE" (2560)
 The Task file is incompatible with this platform. This results from reading a file on a 32 bit platform generated on a 64 bit platform.

"MSK_RES_ERR_TASK_INVALID" (2561)
 The Task file is invalid.

"MSK_RES_ERR_TASK_WRITE" (2562)
 Failed to write the task file.

"MSK_RES_ERR_LU_MAX_NUM_TRIES" (2800)
 Could not compute the LU factors of the matrix within the maximum number of allowed tries.

"MSK_RES_ERR_INVALID_UTF8" (2900)
 An invalid UTF8 string is encountered.

"MSK_RES_ERR_INVALID_WCHAR" (2901)
 An invalid wchar string is encountered.

"MSK_RES_ERR_NO_DUAL_FOR_ITG_SOL" (2950)
 No dual information is available for the integer solution.

"MSK_RES_ERR_NO_SNX_FOR_BAS_SOL" (2953)
 s_n^x is not available for the basis solution.

"MSK_RES_ERR_INTERNAL" (3000)
 An internal error occurred. Please report this problem.

"MSK_RES_ERR_API_ARRAY_TOO_SMALL" (3001)
 An input array was too short.

"MSK_RES_ERR_API_CB_CONNECT" (3002)
 Failed to connect a callback object.

"MSK_RES_ERR_API_FATAL_ERROR" (3005)
 An internal error occurred in the API. Please report this problem.

"MSK_RES_ERR_API_INTERNAL" (3999)
 An internal fatal error occurred in an interface function.

"MSK_RES_ERR_SEN_FORMAT" (3050)
 Syntax error in sensitivity analysis file.

"MSK_RES_ERR_SEN_UNDEF_NAME" (3051)
 An undefined name was encountered in the sensitivity analysis file.

"MSK_RES_ERR_SEN_INDEX_RANGE" (3052)
 Index out of range in the sensitivity analysis file.

"MSK_RES_ERR_SEN_BOUND_INVALID_UP" (3053)
 Analysis of upper bound requested for an index, where no upper bound exists.

"MSK_RES_ERR_SEN_BOUND_INVALID_LO" (3054)
 Analysis of lower bound requested for an index, where no lower bound exists.

"MSK_RES_ERR_SEN_INDEX_INVALID" (3055)
 Invalid range given in the sensitivity file.

"MSK_RES_ERR_SEN_INVALID_REGEX" (3056)
 Syntax error in regexp or regexp longer than 1024.

"MSK_RES_ERR_SEN_SOLUTION_STATUS" (3057)
 No optimal solution found to the original problem given for sensitivity analysis.

"MSK_RES_ERR_SEN_NUMERICAL" (3058)
 Numerical difficulties encountered performing the sensitivity analysis.

"MSK_RES_ERR_SEN_UNHANDLED_PROBLEM_TYPE" (3080)
 Sensitivity analysis cannot be performed for the specified problem. Sensitivity analysis is only possible for linear problems.

"MSK_RES_ERR_UNB_STEP_SIZE" (3100)
 A step size in an optimizer was unexpectedly unbounded. For instance, if the step-size becomes unbounded in phase 1 of the simplex algorithm then an error occurs. Normally this will happen only if the problem is badly formulated. Please contact **MOSEK** support if this error occurs.

"MSK_RES_ERR_IDENTICAL_TASKS" (3101)
 Some tasks related to this function call were identical. Unique tasks were expected.

"MSK_RES_ERR_AD_INVALID_CODELIST" (3102)
 The code list data was invalid.

"MSK_RES_ERR_INTERNAL_TEST_FAILED" (3500)
 An internal unit test function failed.

"MSK_RES_ERR_INT64_TO_INT32_CAST" (3800)
 A 64 bit integer could not be cast to a 32 bit integer.

"MSK_RES_ERR_INFEAS_UNDEFINED" (3910)
 The requested value is not defined for this solution type.

"MSK_RES_ERR_NO_BARX_FOR_SOLUTION" (3915)
 There is no \bar{X} available for the solution specified. In particular note there are no \bar{X} defined for the basic and integer solutions.

"MSK_RES_ERR_NO_BARS_FOR_SOLUTION" (3916)
 There is no \bar{s} available for the solution specified. In particular note there are no \bar{s} defined for the basic and integer solutions.

"MSK_RES_ERR_BAR_VAR_DIM" (3920)
 The dimension of a symmetric matrix variable has to be greater than 0.

"MSK_RES_ERR_SYM_MAT_INVALID_ROW_INDEX" (3940)
 A row index specified for sparse symmetric matrix is invalid.

"MSK_RES_ERR_SYM_MAT_INVALID_COL_INDEX" (3941)
 A column index specified for sparse symmetric matrix is invalid.

"MSK_RES_ERR_SYM_MAT_NOT_LOWER_TRINGULAR" (3942)
 Only the lower triangular part of sparse symmetric matrix should be specified.

"MSK_RES_ERR_SYM_MAT_INVALID_VALUE" (3943)
 The numerical value specified in a sparse symmetric matrix is not a floating point value.

"MSK_RES_ERR_SYM_MAT_DUPLICATE" (3944)
 A value in a symmetric matrix as been specified more than once.

"MSK_RES_ERR_INVALID_SYM_MAT_DIM" (3950)
 A sparse symmetric matrix of invalid dimension is specified.

"MSK_RES_ERR_INVALID_FILE_FORMAT_FOR_SYM_MAT" (4000)
 The file format does not support a problem with symmetric matrix variables.

"MSK_RES_ERR_INVALID_FILE_FORMAT_FOR_CFIX" (4001)
 The file format does not support a problem with nonzero fixed term in c.

"MSK_RES_ERR_INVALID_FILE_FORMAT_FOR_RANGED_CONSTRAINTS" (4002)
 The file format does not support a problem with ranged constraints.

"MSK_RES_ERR_INVALID_FILE_FORMAT_FOR_FREE_CONSTRAINTS" (4003)
 The file format does not support a problem with free constraints.

"MSK_RES_ERR_INVALID_FILE_FORMAT_FOR_CONES" (4005)
 The file format does not support a problem with the simple cones (deprecated).

"MSK_RES_ERR_INVALID_FILE_FORMAT_FOR_QUADRATIC_TERMS" (4006)
 The file format does not support a problem with quadratic terms.

"MSK_RES_ERR_INVALID_FILE_FORMAT_FOR_NONLINEAR" (4010)
 The file format does not support a problem with nonlinear terms.

"MSK_RES_ERR_INVALID_FILE_FORMAT_FOR_DISJUNCTIVE_CONSTRAINTS" (4011)
 The file format does not support a problem with disjunctive constraints.

"MSK_RES_ERR_INVALID_FILE_FORMAT_FOR_AFFINE_CONIC_CONSTRAINTS" (4012)
 The file format does not support a problem with affine conic constraints.

"MSK_RES_ERR_DUPLICATE_CONSTRAINT_NAMES" (4500)
 Two constraint names are identical.

"MSK_RES_ERR_DUPLICATE_VARIABLE_NAMES" (4501)
 Two variable names are identical.

"MSK_RES_ERR_DUPLICATE_BARVARIABLE_NAMES" (4502)
 Two barvariable names are identical.

"MSK_RES_ERR_DUPLICATE_CONE_NAMES" (4503)
 Two cone names are identical.

"MSK_RES_ERR_DUPLICATE_DOMAIN_NAMES" (4504)
 Two domain names are identical.

"MSK_RES_ERR_DUPLICATE_DJC_NAMES" (4505)
 Two disjunctive constraint names are identical.

"MSK_RES_ERR_NON_UNIQUE_ARRAY" (5000)
 An array does not contain unique elements.

"MSK_RES_ERR_ARGUMENT_IS_TOO_SMALL" (5004)
 The value of a function argument is too small.

"MSK_RES_ERR_ARGUMENT_IS_TOO_LARGE" (5005)
 The value of a function argument is too large.

"MSK_RES_ERR_MIO_INTERNAL" (5010)
 A fatal error occurred in the mixed integer optimizer. Please contact **MOSEK** support.

"MSK_RES_ERR_INVALID_PROBLEM_TYPE" (6000)
 An invalid problem type.

"MSK_RES_ERR_UNHANDLED_SOLUTION_STATUS" (6010)
 Unhandled solution status.

"MSK_RES_ERR_UPPER_TRIANGLE" (6020)
 An element in the upper triangle of a lower triangular matrix is specified.

"MSK_RES_ERR_LAU_SINGULAR_MATRIX" (7000)
 A matrix is singular.

"MSK_RES_ERR_LAU_NOT_POSITIVE_DEFINITE" (7001)
 A matrix is not positive definite.

"MSK_RES_ERR_LAU_INVALID_LOWER_TRIANGULAR_MATRIX" (7002)
 An invalid lower triangular matrix.

"MSK_RES_ERR_LAU_UNKNOWN" (7005)
 An unknown error.

"MSK_RES_ERR_LAU_ARG_M" (7010)
 Invalid argument m.

"MSK_RES_ERR_LAU_ARG_N" (7011)
 Invalid argument n.

"MSK_RES_ERR_LAU_ARG_K" (7012)
 Invalid argument k.

"MSK_RES_ERR_LAU_ARG_TRANSA" (7015)
 Invalid argument transa.

"MSK_RES_ERR_LAU_ARG_TRANSB" (7016)
 Invalid argument transb.

"MSK_RES_ERR_LAU_ARG_UPLO" (7017)
 Invalid argument uplo.

"MSK_RES_ERR_LAU_ARG_TRANS" (7018)
 Invalid argument trans.

"MSK_RES_ERR_LAU_INVALID_SPARSE_SYMMETRIC_MATRIX" (7019)
 An invalid sparse symmetric matrix is specified. Note only the lower triangular part with no duplicates is specified.

"MSK_RES_ERR_CBF_PARSE" (7100)
 An error occurred while parsing an CBF file.

"MSK_RES_ERR_CBF_OBJ_SENSE" (7101)
 An invalid objective sense is specified.

"MSK_RES_ERR_CBF_NO_VARIABLES" (7102)
 No variables are specified.

"MSK_RES_ERR_CBF_TOO_MANY_CONSTRAINTS" (7103)
 Too many constraints specified.

"MSK_RES_ERR_CBF_TOO_MANY_VARIABLES" (7104)
 Too many variables specified.

"MSK_RES_ERR_CBF_NO_VERSION_SPECIFIED" (7105)
 No version specified.

"MSK_RES_ERR_CBF_SYNTAX" (7106)
 Invalid syntax.

"MSK_RES_ERR_CBF_DUPLICATE_OBJ" (7107)
 Duplicate OBJ keyword.

"MSK_RES_ERR_CBF_DUPLICATE_CON" (7108)
 Duplicate CON keyword.

"MSK_RES_ERR_CBF_DUPLICATE_VAR" (7110)
 Duplicate VAR keyword.

"MSK_RES_ERR_CBF_DUPLICATE_INT" (7111)
 Duplicate INT keyword.

"MSK_RES_ERR_CBF_INVALID_VAR_TYPE" (7112)
 Invalid variable type.

"MSK_RES_ERR_CBF_INVALID_CON_TYPE" (7113)
 Invalid constraint type.

"MSK_RES_ERR_CBF_INVALID_DOMAIN_DIMENSION" (7114)
 Invalid domain dimension.

"MSK_RES_ERR_CBF_DUPLICATE_OBJCOORD" (7115)
 Duplicate index in OBJCOORD.

"MSK_RES_ERR_CBF_DUPLICATE_BCOORD" (7116)
 Duplicate index in BCOORD.

"MSK_RES_ERR_CBF_DUPLICATE_ACOORD" (7117)
 Duplicate index in ACOORD.

"MSK_RES_ERR_CBF_TOO_FEW_VARIABLES" (7118)
 Too few variables defined.

"MSK_RES_ERR_CBF_TOO_FEW_CONSTRAINTS" (7119)
 Too few constraints defined.

"MSK_RES_ERR_CBF_TOO_FEW_INTS" (7120)
 Too few ints are specified.

"MSK_RES_ERR_CBF_TOO_MANY_INTS" (7121)
 Too many ints are specified.

"MSK_RES_ERR_CBF_INVALID_INT_INDEX" (7122)
 Invalid INT index.

"MSK_RES_ERR_CBF_UNSUPPORTED" (7123)
 Unsupported feature is present.

"MSK_RES_ERR_CBF_DUPLICATE_PSDVAR" (7124)
 Duplicate PSDVAR keyword.

"MSK_RES_ERR_CBF_INVALID_PSDVAR_DIMENSION" (7125)
 Invalid PSDVAR dimension.

"MSK_RES_ERR_CBF_TOO_FEW_PSDVAR" (7126)
 Too few variables defined.

"MSK_RES_ERR_CBF_INVALID_EXP_DIMENSION" (7127)
 Invalid dimension of a exponential cone.

"MSK_RES_ERR_CBF_DUPLICATE_POW_CONES" (7130)
 Multiple POWCONES specified.

"MSK_RES_ERR_CBF_DUPLICATE_POW_STAR_CONES" (7131)
 Multiple POW*CONES specified.

"MSK_RES_ERR_CBF_INVALID_POWER" (7132)
 Invalid power specified.

"MSK_RES_ERR_CBF_POWER_CONE_IS_TOO_LONG" (7133)
 Power cone is too long.

"MSK_RES_ERR_CBF_INVALID_POWER_CONE_INDEX" (7134)
 Invalid power cone index.

"MSK_RES_ERR_CBF_INVALID_POWER_STAR_CONE_INDEX" (7135)
 Invalid power star cone index.

"MSK_RES_ERR_CBF_UNHANDLED_POWER_CONE_TYPE" (7136)
 An unhandled power cone type.

"MSK_RES_ERR_CBF_UNHANDLED_POWER_STAR_CONE_TYPE" (7137)
 An unhandled power star cone type.

"MSK_RES_ERR_CBF_POWER_CONE_MISMATCH" (7138)
 The power cone does not match with its definition.

"MSK_RES_ERR_CBF_POWER_STAR_CONE_MISMATCH" (7139)
 The power star cone does not match with its definition.

"MSK_RES_ERR_CBF_INVALID_NUMBER_OF_CONES" (7140)
 Invalid number of cones.

"MSK_RES_ERR_CBF_INVALID_DIMENSION_OF_CONES" (7141)
 Invalid number of cones.

"MSK_RES_ERR_CBF_INVALID_NUM_OBJCOORD" (7150)
 Invalid number of OBJCOORD.

"MSK_RES_ERR_CBF_INVALID_NUM_OBJFCOORD" (7151)
 Invalid number of OBJFCOORD.

"MSK_RES_ERR_CBF_INVALID_NUM_ACOORD" (7152)
 Invalid number of ACOORD.

"MSK_RES_ERR_CBF_INVALID_NUM_BCOORD" (7153)
 Invalid number of BCOORD.

"MSK_RES_ERR_CBF_INVALID_NUM_FCOORD" (7155)
 Invalid number of FCOORD.

"MSK_RES_ERR_CBF_INVALID_NUM_HCOORD" (7156)
 Invalid number of HCOORD.

"MSK_RES_ERR_CBF_INVALID_NUM_DCOORD" (7157)
 Invalid number of DCOORD.

"MSK_RES_ERR_CBF_EXPECTED_A_KEYWORD" (7158)
 Expected a keyword.

"MSK_RES_ERR_CBF_INVALID_NUM_PSDCON" (7200)
 Invalid number of PSDCON.

"MSK_RES_ERR_CBF_DUPLICATE_PSDCON" (7201)
 Duplicate CON keyword.

"MSK_RES_ERR_CBF_INVALID_DIMENSION_OF_PSDCON" (7202)
 Invalid PSDCON dimension.

"MSK_RES_ERR_CBF_INVALID_PSDCON_INDEX" (7203)
 Invalid PSDCON index.

"MSK_RES_ERR_CBF_INVALID_PSDCON_VARIABLE_INDEX" (7204)
 Invalid PSDCON index.

"MSK_RES_ERR_CBF_INVALID_PSDCON_BLOCK_INDEX" (7205)
 Invalid PSDCON index.

"MSK_RES_ERR_CBF_UNSUPPORTED_CHANGE" (7210)
 The CHANGE section is not supported.

"MSK_RES_ERR_MIO_INVALID_ROOT_OPTIMIZER" (7700)
 An invalid root optimizer was selected for the problem type.

"MSK_RES_ERR_MIO_INVALID_NODE_OPTIMIZER" (7701)
 An invalid node optimizer was selected for the problem type.

"MSK_RES_ERR_MPS_WRITE_CPLEX_INVALID_CONE_TYPE" (7750)
 An invalid cone type occurs when writing a CPLEX formatted MPS file.

"MSK_RES_ERR_TOCONIC_CONSTR_Q_NOT_PSD" (7800)
The matrix defining the quadratic part of constraint is not positive semidefinite.

"MSK_RES_ERR_TOCONIC_CONSTRAINT_FX" (7801)
The quadratic constraint is an equality, thus not convex.

"MSK_RES_ERR_TOCONIC_CONSTRAINT_RA" (7802)
The quadratic constraint has finite lower and upper bound, and therefore it is not convex.

"MSK_RES_ERR_TOCONIC_CONSTR_NOT_CONIC" (7803)
The constraint is not conic representable.

"MSK_RES_ERR_TOCONIC_OBJECTIVE_NOT_PSD" (7804)
The matrix defining the quadratic part of the objective function is not positive semidefinite.

"MSK_RES_ERR_GETDUAL_NOT_AVAILABLE" (7820)
The simple dualizer is not available for this problem class.

"MSK_RES_ERR_SERVER_CONNECT" (8000)
Failed to connect to remote solver server. The server string or the port string were invalid, or the server did not accept connection.

"MSK_RES_ERR_SERVER_PROTOCOL" (8001)
Unexpected message or data from solver server.

"MSK_RES_ERR_SERVER_STATUS" (8002)
Server returned non-ok HTTP status code

"MSK_RES_ERR_SERVER_TOKEN" (8003)
The job ID specified is incorrect or invalid

"MSK_RES_ERR_SERVER_ADDRESS" (8004)
Invalid address string

"MSK_RES_ERR_SERVER_CERTIFICATE" (8005)
Invalid TLS certificate format or path

"MSK_RES_ERR_SERVER_TLS_CLIENT" (8006)
Failed to create TLS client

"MSK_RES_ERR_SERVER_ACCESS_TOKEN" (8007)
Invalid access token

"MSK_RES_ERR_SERVER_PROBLEM_SIZE" (8008)
The size of the problem exceeds the dimensions permitted by the instance of the OptServer where it was run.

"MSK_RES_ERR_SERVER_HARD_TIMEOUT" (8009)
The hard timeout limit was reached on solver server, and the solver process was killed

"MSK_RES_ERR_DUPLICATE_INDEX_IN_A_SPARSE_MATRIX" (20050)
An element in a sparse matrix is specified twice.

"MSK_RES_ERR_DUPLICATE_INDEX_IN_AFEIDX_LIST" (20060)
An index is specified twice in an affine expression list.

"MSK_RES_ERR_DUPLICATE_FIJ" (20100)
An element in the F matrix is specified twice.

"MSK_RES_ERR_INVALID_FIJ" (20101)
 $f_{i,j}$ contains an invalid floating point value, i.e. a NaN or an infinite value.

"MSK_RES_ERR_HUGE_FIJ" (20102)
A numerically huge value is specified for an $f_{i,j}$ element in F . The parameter `MSK_DPAR_DATA_TOL_AIJ_HUGE` controls when an $f_{i,j}$ is considered huge.

"MSK_RES_ERR_INVALID_G" (20103)
 g contains an invalid floating point value, i.e. a NaN or an infinite value.

"MSK_RES_ERR_INVALID_B" (20150)
 b contains an invalid floating point value, i.e. a NaN or an infinite value.

"MSK_RES_ERR_DOMAIN_INVALID_INDEX" (20400)
A domain index is invalid.

"MSK_RES_ERR_DOMAIN_DIMENSION" (20401)
A domain dimension is invalid.

"MSK_RES_ERR_DOMAIN_DIMENSION_PSD" (20402)

A PSD domain dimension is invalid.

"MSK_RES_ERR_NOT_POWER_DOMAIN" (20403)

The function is only applicable to primal and dual power cone domains.

"MSK_RES_ERR_DOMAIN_POWER_INVALID_ALPHA" (20404)

Alpha contains an invalid floating point value, i.e. a NaN or an infinite value.

"MSK_RES_ERR_DOMAIN_POWER_NEGATIVE_ALPHA" (20405)

Alpha contains a negative value or zero.

"MSK_RES_ERR_DOMAIN_POWER_NLEFT" (20406)

The value of n_{left} is not in $[1, n - 1]$ where n is the dimension.

"MSK_RES_ERR_AFE_INVALID_INDEX" (20500)

An affine expression index is invalid.

"MSK_RES_ERR_ACC_INVALID_INDEX" (20600)

A affine conic constraint index is invalid.

"MSK_RES_ERR_ACC_INVALID_ENTRY_INDEX" (20601)

The index of an element in an affine conic constraint is invalid.

"MSK_RES_ERR_ACC_AFE_DOMAIN_MISMATCH" (20602)

There is a mismatch between between the number of affine expressions and total dimension of the domain(s).

"MSK_RES_ERR_DJC_INVALID_INDEX" (20700)

A disjunctive constraint index is invalid.

"MSK_RES_ERR_DJC_UNSUPPORTED_DOMAIN_TYPE" (20701)

An unsupported domain type has been used in a disjunctive constraint.

"MSK_RES_ERR_DJC_AFE_DOMAIN_MISMATCH" (20702)

There is a mismatch between the number of affine expressions and total dimension of the domain(s).

"MSK_RES_ERR_DJC_INVALID_TERM_SIZE" (20703)

A termize is invalid.

"MSK_RES_ERR_DJC_DOMAIN_TERMSIZE_MISMATCH" (20704)

There is a mismatch between the number of domains and the term sizes.

"MSK_RES_ERR_DJC_TOTAL_NUM_TERMS_MISMATCH" (20705)

There total number of terms in all domains does not match.

"MSK_RES_ERR_UNDEF_SOLUTION" (22000)

MOSEK has the following solution types:

- an interior-point solution,
- a basic solution,
- and an integer solution.

Each optimizer may set one or more of these solutions; e.g by default a successful optimization with the interior-point optimizer defines the interior-point solution and, for linear problems, also the basic solution. This error occurs when asking for a solution or for information about a solution that is not defined.

"MSK_RES_ERR_NO_DOTY" (22010)

No doty is available

13.5 Enumerations

basindtype

Basis identification

"MSK_BI_NEVER"

Never do basis identification.

"MSK_BI_ALWAYS"

Basis identification is always performed even if the interior-point optimizer terminates abnormally.

"MSK_BI_NO_ERROR"

Basis identification is performed if the interior-point optimizer terminates without an error.

"MSK_BI_IF_FEASIBLE"

Basis identification is not performed if the interior-point optimizer terminates with a problem status saying that the problem is primal or dual infeasible.

"MSK_BI_RESERVED"

Not currently in use.

boundkey

Bound keys

"MSK_BK_LO"

The constraint or variable has a finite lower bound and an infinite upper bound.

"MSK_BK_UP"

The constraint or variable has an infinite lower bound and a finite upper bound.

"MSK_BK_FX"

The constraint or variable is fixed.

"MSK_BK_FR"

The constraint or variable is free.

"MSK_BK_RA"

The constraint or variable is ranged.

mark

Mark

"MSK_MARK_LO"

The lower bound is selected for sensitivity analysis.

"MSK_MARK_UP"

The upper bound is selected for sensitivity analysis.

simprecision

TBD

"MSK_SIM_PRECISION_NORMAL"

TBD

"MSK_SIM_PRECISION_EXTENDED"

TBD

simdegen

Degeneracy strategies

"MSK_SIM_DEGEN_NONE"

The simplex optimizer should use no degeneration strategy.

"MSK_SIM_DEGEN_FREE"

The simplex optimizer chooses the degeneration strategy.

"MSK_SIM_DEGEN_AGGRESSIVE"
The simplex optimizer should use an aggressive degeneration strategy.

"MSK_SIM_DEGEN_MODERATE"
The simplex optimizer should use a moderate degeneration strategy.

"MSK_SIM_DEGEN_MINIMUM"
The simplex optimizer should use a minimum degeneration strategy.

transpose
Transposed matrix.

"MSK_TRANSPOSE_NO"
No transpose is applied.

"MSK_TRANSPOSE_YES"
A transpose is applied.

uplo
Triangular part of a symmetric matrix.

"MSK_UPLO_LO"
Lower part.

"MSK_UPLO_UP"
Upper part.

simreform
Problem reformulation.

"MSK_SIM_REFORMULATION_ON"
Allow the simplex optimizer to reformulate the problem.

"MSK_SIM_REFORMULATION_OFF"
Disallow the simplex optimizer to reformulate the problem.

"MSK_SIM_REFORMULATION_FREE"
The simplex optimizer can choose freely.

"MSK_SIM_REFORMULATION_AGGRESSIVE"
The simplex optimizer should use an aggressive reformulation strategy.

simdupvec
Exploit duplicate columns.

"MSK_SIM_EXPLOIT_DUPVEC_ON"
Allow the simplex optimizer to exploit duplicated columns.

"MSK_SIM_EXPLOIT_DUPVEC_OFF"
Disallow the simplex optimizer to exploit duplicated columns.

"MSK_SIM_EXPLOIT_DUPVEC_FREE"
The simplex optimizer can choose freely.

simhotstart
Hot-start type employed by the simplex optimizer

"MSK_SIM_HOTSTART_NONE"
The simplex optimizer performs a coldstart.

"MSK_SIM_HOTSTART_FREE"
The simplex optimizer chooses the hot-start type.

"MSK_SIM_HOTSTART_STATUS_KEYS"
Only the status keys of the constraints and variables are used to choose the type of hot-start.

intpnthotstart
Hot-start type employed by the interior-point optimizers.

"MSK_INTPNT_HOTSTART_NONE"
 The interior-point optimizer performs a coldstart.

"MSK_INTPNT_HOTSTART_PRIMAL"
 The interior-point optimizer exploits the primal solution only.

"MSK_INTPNT_HOTSTART_DUAL"
 The interior-point optimizer exploits the dual solution only.

"MSK_INTPNT_HOTSTART_PRIMAL_DUAL"
 The interior-point optimizer exploits both the primal and dual solution.

purify
 Solution purification employed optimizer.

"MSK_PURIFY_NONE"
 The optimizer performs no solution purification.

"MSK_PURIFY_PRIMAL"
 The optimizer purifies the primal solution.

"MSK_PURIFY_DUAL"
 The optimizer purifies the dual solution.

"MSK_PURIFY_PRIMAL_DUAL"
 The optimizer purifies both the primal and dual solution.

"MSK_PURIFY_AUTO"
 TBD

callbackcode
 Progress callback codes

"MSK_CALLBACK_BEGIN_BI"
 The basis identification procedure has been started.

"MSK_CALLBACK_BEGIN_CONIC"
 The callback function is called when the conic optimizer is started.

"MSK_CALLBACK_BEGIN_DUAL_BI"
 The callback function is called from within the basis identification procedure when the dual phase is started.

"MSK_CALLBACK_BEGIN_DUAL_SENSITIVITY"
 Dual sensitivity analysis is started.

"MSK_CALLBACK_BEGIN_DUAL_SETUP_BI"
 The callback function is called when the dual BI phase is started.

"MSK_CALLBACK_BEGIN_DUAL_SIMPLEX"
 The callback function is called when the dual simplex optimizer started.

"MSK_CALLBACK_BEGIN_DUAL_SIMPLEX_BI"
 The callback function is called from within the basis identification procedure when the dual simplex clean-up phase is started.

"MSK_CALLBACK_BEGIN_FOLDING"
 The callback function is called at the beginning of folding.

"MSK_CALLBACK_BEGIN_FOLDING_BI"
 TBD

"MSK_CALLBACK_BEGIN_FOLDING_BI_DUAL"
 TBD

"MSK_CALLBACK_BEGIN_FOLDING_BI_INITIALIZE"
 TBD

"MSK_CALLBACK_BEGIN_FOLDING_BI_OPTIMIZER"
 TBD

"MSK_CALLBACK_BEGIN_FOLDING_BI_PRIMAL"
 TBD

"MSK_CALLBACK_BEGIN_INFEAS_ANA"
 The callback function is called when the infeasibility analyzer is started.

"MSK_CALLBACK_BEGIN_INITIALIZE_BI"
 The callback function is called from within the basis identification procedure when the initialization phase is started.

"MSK_CALLBACK_BEGIN_INTPNT"
 The callback function is called when the interior-point optimizer is started.

"MSK_CALLBACK_BEGIN_LICENSE_WAIT"
 Begin waiting for license.

"MSK_CALLBACK_BEGIN_MIO"
 The callback function is called when the mixed-integer optimizer is started.

"MSK_CALLBACK_BEGIN_OPTIMIZE_BI"
 TBD.

"MSK_CALLBACK_BEGIN_OPTIMIZER"
 The callback function is called when the optimizer is started.

"MSK_CALLBACK_BEGIN_PRESOLVE"
 The callback function is called when the presolve is started.

"MSK_CALLBACK_BEGIN_PRIMAL_BI"
 The callback function is called from within the basis identification procedure when the primal phase is started.

"MSK_CALLBACK_BEGIN_PRIMAL_REPAIR"
 Begin primal feasibility repair.

"MSK_CALLBACK_BEGIN_PRIMAL_SENSITIVITY"
 Primal sensitivity analysis is started.

"MSK_CALLBACK_BEGIN_PRIMAL_SETUP_BI"
 The callback function is called when the primal BI setup is started.

"MSK_CALLBACK_BEGIN_PRIMAL_SIMPLEX"
 The callback function is called when the primal simplex optimizer is started.

"MSK_CALLBACK_BEGIN_PRIMAL_SIMPLEX_BI"
 The callback function is called from within the basis identification procedure when the primal simplex clean-up phase is started.

"MSK_CALLBACK_BEGIN_QCQO_REFORMULATE"
 Begin QCQO reformulation.

"MSK_CALLBACK_BEGIN_READ"
MOSEK has started reading a problem file.

"MSK_CALLBACK_BEGIN_ROOT_CUTGEN"
 The callback function is called when root cut generation is started.

"MSK_CALLBACK_BEGIN_SIMPLEX"
 The callback function is called when the simplex optimizer is started.

"MSK_CALLBACK_BEGIN_SOLVE_ROOT_RELAX"
 The callback function is called when solution of root relaxation is started.

"MSK_CALLBACK_BEGIN_TO_CONIC"
 Begin conic reformulation.

"MSK_CALLBACK_BEGIN_WRITE"
MOSEK has started writing a problem file.

"MSK_CALLBACK_CONIC"
 The callback function is called from within the conic optimizer after the information database has been updated.

"MSK_CALLBACK_DECOMP_MIO"
 The callback function is called when the dedicated algorithm for independent blocks inside the mixed-integer solver is started.

"MSK_CALLBACK_DUAL_SIMPLEX"
 The callback function is called from within the dual simplex optimizer.

"MSK_CALLBACK_END_BI"
 The callback function is called when the basis identification procedure is terminated.

"MSK_CALLBACK_END_CONIC"
 The callback function is called when the conic optimizer is terminated.

"MSK_CALLBACK_END_DUAL_BI"
 The callback function is called from within the basis identification procedure when the dual phase is terminated.

"MSK_CALLBACK_END_DUAL_SENSITIVITY"
 Dual sensitivity analysis is terminated.

"MSK_CALLBACK_END_DUAL_SETUP_BI"
 The callback function is called when the dual BI phase is terminated.

"MSK_CALLBACK_END_DUAL_SIMPLEX"
 The callback function is called when the dual simplex optimizer is terminated.

"MSK_CALLBACK_END_DUAL_SIMPLEX_BI"
 The callback function is called from within the basis identification procedure when the dual clean-up phase is terminated.

"MSK_CALLBACK_END_FOLDING"
 The callback function is called at the end of folding.

"MSK_CALLBACK_END_FOLDING_BI"
 TBD

"MSK_CALLBACK_END_FOLDING_BI_DUAL"
 TBD

"MSK_CALLBACK_END_FOLDING_BI_INITIALIZE"
 TBD

"MSK_CALLBACK_END_FOLDING_BI_OPTIMIZER"
 TBD

"MSK_CALLBACK_END_FOLDING_BI_PRIMAL"
 TBD

"MSK_CALLBACK_END_INFEAS_ANA"
 The callback function is called when the infeasibility analyzer is terminated.

"MSK_CALLBACK_END_INITIALIZE_BI"
 The callback function is called from within the basis identification procedure when the initialization phase is terminated.

"MSK_CALLBACK_END_INTPNT"
 The callback function is called when the interior-point optimizer is terminated.

"MSK_CALLBACK_END_LICENSE_WAIT"
 End waiting for license.

"MSK_CALLBACK_END_MIO"
 The callback function is called when the mixed-integer optimizer is terminated.

"MSK_CALLBACK_END_OPTIMIZE_BI"
 TBD.

"MSK_CALLBACK_END_OPTIMIZER"
 The callback function is called when the optimizer is terminated.

"MSK_CALLBACK_END_PRESOLVE"
 The callback function is called when the presolve is completed.

"MSK_CALLBACK_END_PRIMAL_BI"
 The callback function is called from within the basis identification procedure when the primal phase is terminated.

"MSK_CALLBACK_END_PRIMAL_REPAIR"
 End primal feasibility repair.

"MSK_CALLBACK_END_PRIMAL_SENSITIVITY"
 Primal sensitivity analysis is terminated.

"MSK_CALLBACK_END_PRIMAL_SETUP_BI"
 The callback function is called when the primal BI setup is terminated.

"MSK_CALLBACK_END_PRIMAL_SIMPLEX"
 The callback function is called when the primal simplex optimizer is terminated.

"MSK_CALLBACK_END_PRIMAL_SIMPLEX_BI"
 The callback function is called from within the basis identification procedure when the primal clean-up phase is terminated.

"MSK_CALLBACK_END_QCQO_REFORMULATE"
 End QCQO reformulation.

"MSK_CALLBACK_END_READ"
MOSEK has finished reading a problem file.

"MSK_CALLBACK_END_ROOT_CUTGEN"
 The callback function is called when root cut generation is terminated.

"MSK_CALLBACK_END_SIMPLEX"
 The callback function is called when the simplex optimizer is terminated.

"MSK_CALLBACK_END_SIMPLEX_BI"
 The callback function is called from within the basis identification procedure when the simplex clean-up phase is terminated.

"MSK_CALLBACK_END_SOLVE_ROOT_RELAX"
 The callback function is called when solution of root relaxation is terminated.

"MSK_CALLBACK_END_TO_CONIC"
 End conic reformulation.

"MSK_CALLBACK_END_WRITE"
MOSEK has finished writing a problem file.

"MSK_CALLBACK_FOLDING_BI_DUAL"
 TBD

"MSK_CALLBACK_FOLDING_BI_OPTIMIZER"
 TBD

"MSK_CALLBACK_FOLDING_BI_PRIMAL"
 TBD

"MSK_CALLBACK_HEARTBEAT"
 A heartbeat callback.

"MSK_CALLBACK_IM_DUAL_SENSIVITY"
 The callback function is called at an intermediate stage of the dual sensitivity analysis.

"MSK_CALLBACK_IM_DUAL_SIMPLEX"
 The callback function is called at an intermediate point in the dual simplex optimizer.

"MSK_CALLBACK_IM_LICENSE_WAIT"
MOSEK is waiting for a license.

"MSK_CALLBACK_IM_LU"
 The callback function is called from within the LU factorization procedure at an intermediate point.

"MSK_CALLBACK_IM_MIO"
 The callback function is called at an intermediate point in the mixed-integer optimizer.

"MSK_CALLBACK_IM_MIO_DUAL_SIMPLEX"
 The callback function is called at an intermediate point in the mixed-integer optimizer while running the dual simplex optimizer.

"MSK_CALLBACK_IM_MIO_INTPNT"
 The callback function is called at an intermediate point in the mixed-integer optimizer while running the interior-point optimizer.

"MSK_CALLBACK_IM_MIO_PRIMAL_SIMPLEX"
 The callback function is called at an intermediate point in the mixed-integer optimizer while running the primal simplex optimizer.

"MSK_CALLBACK_IM_ORDER"
 The callback function is called from within the matrix ordering procedure at an intermediate point.

"MSK_CALLBACK_IM_PRIMAL_SENSIVITY"
 The callback function is called at an intermediate stage of the primal sensitivity analysis.

"MSK_CALLBACK_IM_PRIMAL_SIMPLEX"
 The callback function is called at an intermediate point in the primal simplex optimizer.

"MSK_CALLBACK_IM_READ"
 Intermediate stage in reading.

"MSK_CALLBACK_IM_ROOT_CUTGEN"
 The callback is called from within root cut generation at an intermediate stage.

"MSK_CALLBACK_IM_SIMPLEX"
 The callback function is called from within the simplex optimizer at an intermediate point.

"MSK_CALLBACK_INTPNT"
 The callback function is called from within the interior-point optimizer after the information database has been updated.

"MSK_CALLBACK_NEW_INT_MIO"
 The callback function is called after a new integer solution has been located by the mixed-integer optimizer.

"MSK_CALLBACK_OPTIMIZE_BI"
 TBD.

"MSK_CALLBACK_PRIMAL_SIMPLEX"
 The callback function is called from within the primal simplex optimizer.

"MSK_CALLBACK_QO_REFORMULATE"
 The callback function is called at an intermediate stage of the conic quadratic reformulation.

"MSK_CALLBACK_READ_OPF"
 The callback function is called from the OPF reader.

"MSK_CALLBACK_READ_OPF_SECTION"
 A chunk of Q non-zeros has been read from a problem file.

"MSK_CALLBACK_RESTART_MIO"
 The callback function is called when the mixed-integer optimizer is restarted.

"MSK_CALLBACK_SOLVING_REMOTE"
 The callback function is called while the task is being solved on a remote server.

"MSK_CALLBACK_UPDATE_DUAL_BI"
 The callback function is called from within the basis identification procedure at an intermediate point in the dual phase.

"MSK_CALLBACK_UPDATE_DUAL_SIMPLEX"
 The callback function is called in the dual simplex optimizer.

"MSK_CALLBACK_UPDATE_DUAL_SIMPLEX_BI"
 The callback function is called from within the basis identification procedure at an intermediate point in the dual simplex clean-up phase. The frequency of the callbacks is controlled by the *MSK_IPAR_LOG_SIM_FREQ* parameter.

"MSK_CALLBACK_UPDATE_PRESOLVE"
 The callback function is called from within the presolve procedure.

"MSK_CALLBACK_UPDATE_PRIMAL_BI"
 The callback function is called from within the basis identification procedure at an intermediate point in the primal phase.

"MSK_CALLBACK_UPDATE_PRIMAL_SIMPLEX"
 The callback function is called in the primal simplex optimizer.

"MSK_CALLBACK_UPDATE_PRIMAL_SIMPLEX_BI"
 The callback function is called from within the basis identification procedure at an intermediate point in the primal simplex clean-up phase. The frequency of the callbacks is controlled by the *MSK_IPAR_LOG_SIM_FREQ* parameter.

"MSK_CALLBACK_UPDATE_SIMPLEX"
 The callback function is called from simplex optimizer.

"MSK_CALLBACK_WRITE_OPF"
 The callback function is called from the OPF writer.

compresstype
 Compression types

"MSK_COMPRESS_NONE"
 No compression is used.

"MSK_COMPRESS_FREE"
 The type of compression used is chosen automatically.

"MSK_COMPRESS_GZIP"
 The type of compression used is gzip compatible.

"MSK_COMPRESS_ZSTD"
 The type of compression used is zstd compatible.

conetype
 Cone types

"MSK_CT_QUAD"
 The cone is a quadratic cone.

"MSK_CT_RQUAD"
 The cone is a rotated quadratic cone.

"MSK_CT_PEXP"
 A primal exponential cone.

"MSK_CT_DEXP"
 A dual exponential cone.

"MSK_CT_PPOW"
 A primal power cone.

"MSK_CT_DPOW"
 A dual power cone.

"MSK_CT_ZERO"
 The zero cone.

domaintype
 Cone types

"MSK_DOMAIN_R"
 R.

"MSK_DOMAIN_RZERO"
 The zero vector.

"MSK_DOMAIN_RPLUS"
 The positive orthant.

"MSK_DOMAIN_RMINUS"
 The negative orthant.

"MSK_DOMAIN_QUADRATIC_CONE"
 The quadratic cone.

"MSK_DOMAIN_RQUADRATIC_CONE"
 The rotated quadratic cone.

"MSK_DOMAIN_PRIMAL_EXP_CONE"
 The primal exponential cone.

"MSK_DOMAIN_DUAL_EXP_CONE"
 The dual exponential cone.

"MSK_DOMAIN_PRIMAL_POWER_CONE"
 The primal power cone.

"MSK_DOMAIN_DUAL_POWER_CONE"
 The dual power cone.

"MSK_DOMAIN_PRIMAL_GEO_MEAN_CONE"
 The primal geometric mean cone.

"MSK_DOMAIN_DUAL_GEO_MEAN_CONE"
 The dual geometric mean cone.

"MSK_DOMAIN_SVEC_PSD_CONE"
 The vectorized positive semidefinite cone.

nametype
 Name types

"MSK_NAME_TYPE_GEN"
 General names. However, no duplicate and blank names are allowed.

"MSK_NAME_TYPE_MPS"
MPS type names.

"MSK_NAME_TYPE_LP"
LP type names.

symmattype
Cone types

"MSK_SYMMAT_TYPE_SPARSE"
Sparse symmetric matrix.

dataformat
Data format types

"MSK_DATA_FORMAT_EXTENSION"
The file extension is used to determine the data file format.

"MSK_DATA_FORMAT_MPS"
The data file is MPS formatted.

"MSK_DATA_FORMAT_LP"
The data file is LP formatted.

"MSK_DATA_FORMAT_OP"
The data file is an optimization problem formatted file.

"MSK_DATA_FORMAT_FREE_MPS"
The data a free MPS formatted file.

"MSK_DATA_FORMAT_TASK"
Generic task dump file.

"MSK_DATA_FORMAT_PTF"
(P)retty (T)ext (F)format.

"MSK_DATA_FORMAT_CB"
Conic benchmark format,

"MSK_DATA_FORMAT_JSON_TASK"
JSON based task format.

solformat
Data format types

"MSK_SOL_FORMAT_EXTENSION"
The file extension is used to determine the data file format.

"MSK_SOL_FORMAT_B"
Simple binary format

"MSK_SOL_FORMAT_TASK"
Tar based format.

"MSK_SOL_FORMAT_JSON_TASK"
JSON based format.

dinfitem
Double information items

"MSK_DINF_ANA_PRO_SCALARIZED_CONSTRAINT_MATRIX_DENSITY"
Density percentage of the scalarized constraint matrix.

"MSK_DINF_BI_CLEAN_TIME"
Time spent within the clean-up phase of the basis identification procedure since its invocation
(in seconds).

"MSK_DINF_BI_DUAL_TIME"
Time spent within the dual phase basis identification procedure since its invocation (in seconds).

"MSK_DINF_BI_PRIMAL_TIME"
Time spent within the primal phase of the basis identification procedure since its invocation (in seconds).

"MSK_DINF_BI_TIME"
Time spent within the basis identification procedure since its invocation (in seconds).

"MSK_DINF_FOLDING_BI_OPTIMIZE_TIME"
TBD

"MSK_DINF_FOLDING_BI_UNFOLD_DUAL_TIME"
TBD

"MSK_DINF_FOLDING_BI_UNFOLD_INITIALIZE_TIME"
TBD

"MSK_DINF_FOLDING_BI_UNFOLD_PRIMAL_TIME"
TBD

"MSK_DINF_FOLDING_BI_UNFOLD_TIME"
TBD

"MSK_DINF_FOLDING_FACTOR"
Problem size after folding as a fraction of the original size.

"MSK_DINF_FOLDING_TIME"
Total time spent in folding for continuous problems (in seconds).

"MSK_DINF_INTPNT_DUAL_FEAS"
Dual feasibility measure reported by the interior-point optimizer. (For the interior-point optimizer this measure is not directly related to the original problem because a homogeneous model is employed.)

"MSK_DINF_INTPNT_DUAL_OBJ"
Dual objective value reported by the interior-point optimizer.

"MSK_DINF_INTPNT_FACTOR_NUM_FLOPS"
An estimate of the number of flops used in the factorization.

"MSK_DINF_INTPNT_OPT_STATUS"
A measure of optimality of the solution. It should converge to +1 if the problem has a primal-dual optimal solution, and converge to -1 if the problem is (strictly) primal or dual infeasible. If the measure converges to another constant, or fails to settle, the problem is usually ill-posed.

"MSK_DINF_INTPNT_ORDER_TIME"
Order time (in seconds).

"MSK_DINF_INTPNT_PRIMAL_FEAS"
Primal feasibility measure reported by the interior-point optimizer. (For the interior-point optimizer this measure is not directly related to the original problem because a homogeneous model is employed).

"MSK_DINF_INTPNT_PRIMAL_OBJ"
Primal objective value reported by the interior-point optimizer.

"MSK_DINF_INTPNT_TIME"
Time spent within the interior-point optimizer since its invocation (in seconds).

"MSK_DINF_MIO_CLIQUÉ_SELECTION_TIME"
Selection time for clique cuts (in seconds).

"MSK_DINF_MIO_CLIQUE_SEPARATION_TIME"
 Separation time for clique cuts (in seconds).

"MSK_DINF_MIO_CMIR_SELECTION_TIME"
 Selection time for CMIR cuts (in seconds).

"MSK_DINF_MIO_CMIR_SEPARATION_TIME"
 Separation time for CMIR cuts (in seconds).

"MSK_DINF_MIO_CONSTRUCT_SOLUTION_OBJ"
 If **MOSEK** has successfully constructed an integer feasible solution, then this item contains the optimal objective value corresponding to the feasible solution.

"MSK_DINF_MIO_DUAL_BOUND_AFTER_PRESOLVE"
 Value of the dual bound after presolve but before cut generation.

"MSK_DINF_MIO_GMI_SELECTION_TIME"
 Selection time for GMI cuts (in seconds).

"MSK_DINF_MIO_GMI_SEPARATION_TIME"
 Separation time for GMI cuts (in seconds).

"MSK_DINF_MIO_IMPLIED_BOUND_SELECTION_TIME"
 Selection time for implied bound cuts (in seconds).

"MSK_DINF_MIO_IMPLIED_BOUND_SEPARATION_TIME"
 Separation time for implied bound cuts (in seconds).

"MSK_DINF_MIO_INITIAL_FEASIBLE_SOLUTION_OBJ"
 If the user provided solution was found to be feasible this information item contains it's objective value.

"MSK_DINF_MIO_KNAPSACK_COVER_SELECTION_TIME"
 Selection time for knapsack cover (in seconds).

"MSK_DINF_MIO_KNAPSACK_COVER_SEPARATION_TIME"
 Separation time for knapsack cover (in seconds).

"MSK_DINF_MIO_LIPRO_SELECTION_TIME"
 Selection time for lift-and-project cuts (in seconds).

"MSK_DINF_MIO_LIPRO_SEPARATION_TIME"
 Separation time for lift-and-project cuts (in seconds).

"MSK_DINF_MIO_OBJ_ABS_GAP"
 Given the mixed-integer optimizer has computed a feasible solution and a bound on the optimal objective value, then this item contains the absolute gap defined by

$$|(\text{objective value of feasible solution}) - (\text{objective bound})|.$$

Otherwise it has the value -1.0.

"MSK_DINF_MIO_OBJ_BOUND"
 The best known bound on the objective function. This value is undefined until at least one relaxation has been solved: To see if this is the case check that *"MSK_IINF_MIO_NUM_RELAX"* is strictly positive.

"MSK_DINF_MIO_OBJ_INT"
 The primal objective value corresponding to the best integer feasible solution. Please note that at least one integer feasible solution must have been located i.e. check *"MSK_IINF_MIO_NUM_INT_SOLUTIONS"*.

"MSK_DINF_MIO_OBJ_REL_GAP"

Given that the mixed-integer optimizer has computed a feasible solution and a bound on the optimal objective value, then this item contains the relative gap defined by

$$\frac{|(\text{objective value of feasible solution}) - (\text{objective bound})|}{\max(\delta, |(\text{objective value of feasible solution})|)}$$

where δ is given by the parameter *MSK_DPAR_MIO_REL_GAP_CONST*. Otherwise it has the value -1.0 .

"MSK_DINF_MIO_PROBING_TIME"

Total time for probing (in seconds).

"MSK_DINF_MIO_ROOT_CUT_SELECTION_TIME"

Total time for cut selection (in seconds).

"MSK_DINF_MIO_ROOT_CUT_SEPARATION_TIME"

Total time for cut separation (in seconds).

"MSK_DINF_MIO_ROOT_OPTIMIZER_TIME"

Time spent in the continuous optimizer while processing the root node relaxation (in seconds).

"MSK_DINF_MIO_ROOT_PRESOLVE_TIME"

Time spent presolving the problem at the root node (in seconds).

"MSK_DINF_MIO_ROOT_TIME"

Time spent processing the root node (in seconds).

"MSK_DINF_MIO_SYMMETRY_DETECTION_TIME"

Total time for symmetry detection (in seconds).

"MSK_DINF_MIO_SYMMETRY_FACTOR"

Degree to which the problem is affected by detected symmetry.

"MSK_DINF_MIO_TIME"

Time spent in the mixed-integer optimizer (in seconds).

"MSK_DINF_MIO_USER_OBJ_CUT"

If the objective cut is used, then this information item has the value of the cut.

"MSK_DINF_OPTIMIZER_TICKS"

Total number of ticks spent in the optimizer since it was invoked. It is strictly negative if it is not available.

"MSK_DINF_OPTIMIZER_TIME"

Total time spent in the optimizer since it was invoked (in seconds).

"MSK_DINF_PRESOLVE_ELI_TIME"

Total time spent in the eliminator since the presolve was invoked (in seconds).

"MSK_DINF_PRESOLVE_LINDEP_TIME"

Total time spent in the linear dependency checker since the presolve was invoked (in seconds).

"MSK_DINF_PRESOLVE_TIME"

Total time spent in the presolve since it was invoked (in seconds).

"MSK_DINF_PRESOLVE_TOTAL_PRIMAL_PERTURBATION"

Total perturbation of the bounds of the primal problem.

"MSK_DINF_PRIMAL_REPAIR_PENALTY_OBJ"

The optimal objective value of the penalty function.

"MSK_DINF_QCQO_REFORMULATE_MAX_PERTURBATION"

Maximum absolute diagonal perturbation occurring during the QCQO reformulation.

"MSK_DINF_QCQO_REFORMULATE_TIME"

Time spent with conic quadratic reformulation (in seconds).

"MSK_DINF_QCQO_REFORMULATE_WORST_CHOLESKY_COLUMN_SCALING"
Worst Cholesky column scaling.

"MSK_DINF_QCQO_REFORMULATE_WORST_CHOLESKY_DIAG_SCALING"
Worst Cholesky diagonal scaling.

"MSK_DINF_READ_DATA_TIME"
Time spent reading the data file (in seconds).

"MSK_DINF_REMOTE_TIME"
The total real time in seconds spent when optimizing on a server by the process performing the optimization on the server (in seconds).

"MSK_DINF_SIM_DUAL_TIME"
Time spent in the dual simplex optimizer since invoking it (in seconds).

"MSK_DINF_SIM_FEAS"
Feasibility measure reported by the simplex optimizer.

"MSK_DINF_SIM_OBJ"
Objective value reported by the simplex optimizer.

"MSK_DINF_SIM_PRIMAL_TIME"
Time spent in the primal simplex optimizer since invoking it (in seconds).

"MSK_DINF_SIM_TIME"
Time spent in the simplex optimizer since invoking it (in seconds).

"MSK_DINF_SOL_BAS_DUAL_OBJ"
Dual objective value of the basic solution. Updated if *MSK_IPAR_AUTO_UPDATE_SOL_INFO* is set .

"MSK_DINF_SOL_BAS_DVIOLCON"
Maximal dual bound violation for x^c in the basic solution. Updated if *MSK_IPAR_AUTO_UPDATE_SOL_INFO* is set .

"MSK_DINF_SOL_BAS_DVIOLVAR"
Maximal dual bound violation for x^x in the basic solution. Updated if *MSK_IPAR_AUTO_UPDATE_SOL_INFO* is set .

"MSK_DINF_SOL_BAS_NRM_BARX"
Infinity norm of \bar{X} in the basic solution.

"MSK_DINF_SOL_BAS_NRM_SLC"
Infinity norm of s_l^c in the basic solution.

"MSK_DINF_SOL_BAS_NRM_SLX"
Infinity norm of s_l^x in the basic solution.

"MSK_DINF_SOL_BAS_NRM_SUC"
Infinity norm of s_u^c in the basic solution.

"MSK_DINF_SOL_BAS_NRM_SUX"
Infinity norm of s_u^x in the basic solution.

"MSK_DINF_SOL_BAS_NRM_XC"
Infinity norm of x^c in the basic solution.

"MSK_DINF_SOL_BAS_NRM_XX"
Infinity norm of x^x in the basic solution.

"MSK_DINF_SOL_BAS_NRM_Y"
Infinity norm of y in the basic solution.

"MSK_DINF_SOL_BAS_PRIMAL_OBJ"
Primal objective value of the basic solution. Updated if *MSK_IPAR_AUTO_UPDATE_SOL_INFO* is set .

"MSK_DINF_SOL_BAS_PVIOLCON"
 Maximal primal bound violation for x^c in the basic solution. Updated if
MSK_IPAR_AUTO_UPDATE_SOL_INFO is set .

"MSK_DINF_SOL_BAS_PVIOLVAR"
 Maximal primal bound violation for x^x in the basic solution. Updated if
MSK_IPAR_AUTO_UPDATE_SOL_INFO is set .

"MSK_DINF_SOL_ITG_NRM_BARX"
 Infinity norm of \bar{X} in the integer solution.

"MSK_DINF_SOL_ITG_NRM_XC"
 Infinity norm of x^c in the integer solution.

"MSK_DINF_SOL_ITG_NRM_XX"
 Infinity norm of x^x in the integer solution.

"MSK_DINF_SOL_ITG_PRIMAL_OBJ"
 Primal objective value of the integer solution. Updated if *MSK_IPAR_AUTO_UPDATE_SOL_INFO*
 is set .

"MSK_DINF_SOL_ITG_PVIOLACC"
 Maximal primal violation for affine conic constraints in the integer solution. Updated if
MSK_IPAR_AUTO_UPDATE_SOL_INFO is set .

"MSK_DINF_SOL_ITG_PVIOLBARVAR"
 Maximal primal bound violation for \bar{X} in the integer solution. Updated if
MSK_IPAR_AUTO_UPDATE_SOL_INFO is set .

"MSK_DINF_SOL_ITG_PVIOLCON"
 Maximal primal bound violation for x^c in the integer solution. Updated if
MSK_IPAR_AUTO_UPDATE_SOL_INFO is set .

"MSK_DINF_SOL_ITG_PVIOLCONES"
 Maximal primal violation for primal conic constraints in the integer solution. Updated if
MSK_IPAR_AUTO_UPDATE_SOL_INFO is set .

"MSK_DINF_SOL_ITG_PVIOLDJC"
 Maximal primal violation for disjunctive constraints in the integer solution. Updated if
MSK_IPAR_AUTO_UPDATE_SOL_INFO is set .

"MSK_DINF_SOL_ITG_PVIOLITG"
 Maximal violation for the integer constraints in the integer solution. Updated if
MSK_IPAR_AUTO_UPDATE_SOL_INFO is set .

"MSK_DINF_SOL_ITG_PVIOLVAR"
 Maximal primal bound violation for x^x in the integer solution. Updated if
MSK_IPAR_AUTO_UPDATE_SOL_INFO is set .

"MSK_DINF_SOL_ITR_DUAL_OBJ"
 Dual objective value of the interior-point solution. Updated if
MSK_IPAR_AUTO_UPDATE_SOL_INFO is set .

"MSK_DINF_SOL_ITR_DVIOLACC"
 Maximal dual violation for the affine conic constraints in the interior-point solution. Updated
 if *MSK_IPAR_AUTO_UPDATE_SOL_INFO* is set .

"MSK_DINF_SOL_ITR_DVIOLBARVAR"
 Maximal dual bound violation for \bar{X} in the interior-point solution. Updated if
MSK_IPAR_AUTO_UPDATE_SOL_INFO is set .

"MSK_DINF_SOL_ITR_DVIOLCON"
 Maximal dual bound violation for x^c in the interior-point solution. Updated if
MSK_IPAR_AUTO_UPDATE_SOL_INFO is set .

"MSK_DINF_SOL_ITR_DVIOLCONES"
 Maximal dual violation for conic constraints in the interior-point solution. Updated if *MSK_IPAR_AUTO_UPDATE_SOL_INFO* is set .

"MSK_DINF_SOL_ITR_DVIOLVAR"
 Maximal dual bound violation for x^x in the interior-point solution. Updated if *MSK_IPAR_AUTO_UPDATE_SOL_INFO* is set .

"MSK_DINF_SOL_ITR_NRM_BARS"
 Infinity norm of \bar{S} in the interior-point solution.

"MSK_DINF_SOL_ITR_NRM_BARX"
 Infinity norm of \bar{X} in the interior-point solution.

"MSK_DINF_SOL_ITR_NRM_SLC"
 Infinity norm of s_l^c in the interior-point solution.

"MSK_DINF_SOL_ITR_NRM_SLX"
 Infinity norm of s_l^x in the interior-point solution.

"MSK_DINF_SOL_ITR_NRM_SNX"
 Infinity norm of s_n^x in the interior-point solution.

"MSK_DINF_SOL_ITR_NRM_SUC"
 Infinity norm of s_u^c in the interior-point solution.

"MSK_DINF_SOL_ITR_NRM_SUX"
 Infinity norm of s_u^X in the interior-point solution.

"MSK_DINF_SOL_ITR_NRM_XC"
 Infinity norm of x^c in the interior-point solution.

"MSK_DINF_SOL_ITR_NRM_XX"
 Infinity norm of x^x in the interior-point solution.

"MSK_DINF_SOL_ITR_NRM_Y"
 Infinity norm of y in the interior-point solution.

"MSK_DINF_SOL_ITR_PRIMAL_OBJ"
 Primal objective value of the interior-point solution. Updated if *MSK_IPAR_AUTO_UPDATE_SOL_INFO* is set .

"MSK_DINF_SOL_ITR_PVIOLACC"
 Maximal primal violation for affine conic constraints in the interior-point solution. Updated if *MSK_IPAR_AUTO_UPDATE_SOL_INFO* is set .

"MSK_DINF_SOL_ITR_PVIOLBARVAR"
 Maximal primal bound violation for \bar{X} in the interior-point solution. Updated if *MSK_IPAR_AUTO_UPDATE_SOL_INFO* is set .

"MSK_DINF_SOL_ITR_PVIOLCON"
 Maximal primal bound violation for x^c in the interior-point solution. Updated if *MSK_IPAR_AUTO_UPDATE_SOL_INFO* is set .

"MSK_DINF_SOL_ITR_PVIOLCONES"
 Maximal primal violation for conic constraints in the interior-point solution. Updated if *MSK_IPAR_AUTO_UPDATE_SOL_INFO* is set .

"MSK_DINF_SOL_ITR_PVIOLVAR"
 Maximal primal bound violation for x^x in the interior-point solution. Updated if *MSK_IPAR_AUTO_UPDATE_SOL_INFO* is set .

"MSK_DINF_TO_CONIC_TIME"
 Time spent in the last to conic reformulation (in seconds).

"MSK_DINF_WRITE_DATA_TIME"
Time spent writing the data file (in seconds).

feature

License feature

"MSK_FEATURE_PTS"
Base system.

"MSK_FEATURE_PTON"
Conic extension.

liinfitem

Long integer information items.

"MSK_LIINF_ANA_PRO_SCALARIZED_CONSTRAINT_MATRIX_NUM_COLUMNS"
Number of columns in the scalarized constraint matrix.

"MSK_LIINF_ANA_PRO_SCALARIZED_CONSTRAINT_MATRIX_NUM_NZ"
Number of non-zero entries in the scalarized constraint matrix.

"MSK_LIINF_ANA_PRO_SCALARIZED_CONSTRAINT_MATRIX_NUM_ROWS"
Number of rows in the scalarized constraint matrix.

"MSK_LIINF_BI_CLEAN_ITER"
Number of clean iterations performed in the basis identification.

"MSK_LIINF_BI_DUAL_ITER"
Number of dual pivots performed in the basis identification.

"MSK_LIINF_BI_PRIMAL_ITER"
Number of primal pivots performed in the basis identification.

"MSK_LIINF_FOLDING_BI_DUAL_ITER"
TBD

"MSK_LIINF_FOLDING_BI_OPTIMIZER_ITER"
TBD

"MSK_LIINF_FOLDING_BI_PRIMAL_ITER"
TBD

"MSK_LIINF_INTPNT_FACTOR_NUM_NZ"
Number of non-zeros in factorization.

"MSK_LIINF_MIO_ANZ"
Number of non-zero entries in the constraint matrix of the problem to be solved by the mixed-integer optimizer.

"MSK_LIINF_MIO_FINAL_ANZ"
Number of non-zero entries in the constraint matrix of the mixed-integer optimizer's final problem.

"MSK_LIINF_MIO_INTPNT_ITER"
Number of interior-point iterations performed by the mixed-integer optimizer.

"MSK_LIINF_MIO_NUM_DUAL_ILLPOSED_CER"
Number of dual illposed certificates encountered by the mixed-integer optimizer.

"MSK_LIINF_MIO_NUM_PRIM_ILLPOSED_CER"
Number of primal illposed certificates encountered by the mixed-integer optimizer.

"MSK_LIINF_MIO_PRESOLVED_ANZ"
Number of non-zero entries in the constraint matrix of the problem after the mixed-integer optimizer's presolve.

"MSK_LIINF_MIO_SIMPLEX_ITER"
Number of simplex iterations performed by the mixed-integer optimizer.

"MSK_LIINF_RD_NUMACC"
 Number of affine conic constraints.

"MSK_LIINF_RD_NUMANZ"
 Number of non-zeros in A that is read.

"MSK_LIINF_RD_NUMDJC"
 Number of disjunctive constraints.

"MSK_LIINF_RD_NUMQNZ"
 Number of Q non-zeros.

"MSK_LIINF_SIMPLEX_ITER"
 Number of iterations performed by the simplex optimizer.

iinfitem
 Integer information items.

"MSK_IINF_ANA_PRO_NUM_CON"
 Number of constraints in the problem.

"MSK_IINF_ANA_PRO_NUM_CON_EQ"
 Number of equality constraints.

"MSK_IINF_ANA_PRO_NUM_CON_FR"
 Number of unbounded constraints.

"MSK_IINF_ANA_PRO_NUM_CON_LO"
 Number of constraints with a lower bound and an infinite upper bound.

"MSK_IINF_ANA_PRO_NUM_CON_RA"
 Number of constraints with finite lower and upper bounds.

"MSK_IINF_ANA_PRO_NUM_CON_UP"
 Number of constraints with an upper bound and an infinite lower bound.

"MSK_IINF_ANA_PRO_NUM_VAR"
 Number of variables in the problem.

"MSK_IINF_ANA_PRO_NUM_VAR_BIN"
 Number of binary (0-1) variables.

"MSK_IINF_ANA_PRO_NUM_VAR_CONT"
 Number of continuous variables.

"MSK_IINF_ANA_PRO_NUM_VAR_EQ"
 Number of fixed variables.

"MSK_IINF_ANA_PRO_NUM_VAR_FR"
 Number of free variables.

"MSK_IINF_ANA_PRO_NUM_VAR_INT"
 Number of general integer variables.

"MSK_IINF_ANA_PRO_NUM_VAR_LO"
 Number of variables with a lower bound and an infinite upper bound.

"MSK_IINF_ANA_PRO_NUM_VAR_RA"
 Number of variables with finite lower and upper bounds.

"MSK_IINF_ANA_PRO_NUM_VAR_UP"
 Number of variables with an upper bound and an infinite lower bound.

"MSK_IINF_FOLDING_APPLIED"
 Non-zero if folding was exploited.

"MSK_IINF_INTPNT_FACTOR_DIM_DENSE"
 Dimension of the dense sub system in factorization.

"MSK_IINF_INTPNT_ITER"
 Number of interior-point iterations since invoking the interior-point optimizer.

"MSK_IINF_INTPNT_NUM_THREADS"
 Number of threads that the interior-point optimizer is using.

"MSK_IINF_INTPNT_SOLVE_DUAL"
 Non-zero if the interior-point optimizer is solving the dual problem.

"MSK_IINF_MIO_ABSGAP_SATISFIED"
 Non-zero if absolute gap is within tolerances.

"MSK_IINF_MIO_CLIQUE_TABLE_SIZE"
 Size of the clique table.

"MSK_IINF_MIO_CONSTRUCT_SOLUTION"
 This item informs if **MOSEK** constructed an initial integer feasible solution.

- -1: tried, but failed,
- 0: no partial solution supplied by the user,
- 1: constructed feasible solution.

"MSK_IINF_MIO_FINAL_NUMBIN"
 Number of binary variables in the mixed-integer optimizer's final problem.

"MSK_IINF_MIO_FINAL_NUMBINCONEVAR"
 Number of binary cone variables in the mixed-integer optimizer's final problem.

"MSK_IINF_MIO_FINAL_NUMCON"
 Number of constraints in the mixed-integer optimizer's final problem.

"MSK_IINF_MIO_FINAL_NUMCONE"
 Number of cones in the mixed-integer optimizer's final problem.

"MSK_IINF_MIO_FINAL_NUMCONEVAR"
 Number of cone variables in the mixed-integer optimizer's final problem.

"MSK_IINF_MIO_FINAL_NUMCONT"
 Number of continuous variables in the mixed-integer optimizer's final problem.

"MSK_IINF_MIO_FINAL_NUMCONTCONEVAR"
 Number of continuous cone variables in the mixed-integer optimizer's final problem.

"MSK_IINF_MIO_FINAL_NUMDEXPCONES"
 Number of dual exponential cones in the mixed-integer optimizer's final problem.

"MSK_IINF_MIO_FINAL_NUMDJC"
 Number of disjunctive constraints in the mixed-integer optimizer's final problem.

"MSK_IINF_MIO_FINAL_NUMDPOWCONES"
 Number of dual power cones in the mixed-integer optimizer's final problem.

"MSK_IINF_MIO_FINAL_NUMINT"
 Number of integer variables in the mixed-integer optimizer's final problem.

"MSK_IINF_MIO_FINAL_NUMINTCONEVAR"
 Number of integer cone variables in the mixed-integer optimizer's final problem.

"MSK_IINF_MIO_FINAL_NUMPEXPONES"
 Number of primal exponential cones in the mixed-integer optimizer's final problem.

"MSK_IINF_MIO_FINAL_NUMPPOWCONES"
 Number of primal power cones in the mixed-integer optimizer's final problem.

"MSK_IINF_MIO_FINAL_NUMQCONES"
 Number of quadratic cones in the mixed-integer optimizer's final problem.

"MSK_IINF_MIO_FINAL_NUMRQCONES"
 Number of rotated quadratic cones in the mixed-integer optimizer's final problem.

"MSK_IINF_MIO_FINAL_NUMVAR"
 Number of variables in the mixed-integer optimizer's final problem.

"MSK_IINF_MIO_INITIAL_FEASIBLE_SOLUTION"
 This item informs if **MOSEK** found the solution provided by the user to be feasible

- 0: solution provided by the user was not found to be feasible for the current problem,
- 1: user provided solution was found to be feasible.

"MSK_IINF_MIO_NODE_DEPTH"
 Depth of the last node solved.

"MSK_IINF_MIO_NUM_ACTIVE_NODES"
 Number of active branch and bound nodes.

"MSK_IINF_MIO_NUM_ACTIVE_ROOT_CUTS"
 Number of active cuts in the final relaxation after the mixed-integer optimizer's root cut generation.

"MSK_IINF_MIO_NUM_BLOCKS_SOLVED_IN_BB"
 Number of independent decomposition blocks solved through a dedicated algorithm.

"MSK_IINF_MIO_NUM_BLOCKS_SOLVED_IN_PRESOLVE"
 Number of independent decomposition blocks solved during presolve.

"MSK_IINF_MIO_NUM_BRANCH"
 Number of branches performed during the optimization.

"MSK_IINF_MIO_NUM_INT_SOLUTIONS"
 Number of integer feasible solutions that have been found.

"MSK_IINF_MIO_NUM_RELAX"
 Number of relaxations solved during the optimization.

"MSK_IINF_MIO_NUM_REPEATED_PRESOLVE"
 Number of times presolve was repeated at root.

"MSK_IINF_MIO_NUM_RESTARTS"
 Number of restarts performed during the optimization.

"MSK_IINF_MIO_NUM_ROOT_CUT_ROUNDS"
 Number of cut separation rounds at the root node of the mixed-integer optimizer.

"MSK_IINF_MIO_NUM_SELECTED_CLIQUÉ_CUTS"
 Number of clique cuts selected to be included in the relaxation.

"MSK_IINF_MIO_NUM_SELECTED_CMIR_CUTS"
 Number of Complemented Mixed Integer Rounding (CMIR) cuts selected to be included in the relaxation.

"MSK_IINF_MIO_NUM_SELECTED_GOMORY_CUTS"
 Number of Gomory cuts selected to be included in the relaxation.

"MSK_IINF_MIO_NUM_SELECTED_IMPLIED_BOUND_CUTS"
 Number of implied bound cuts selected to be included in the relaxation.

"MSK_IINF_MIO_NUM_SELECTED_KNAPSACK_COVER_CUTS"
 Number of clique cuts selected to be included in the relaxation.

"MSK_IINF_MIO_NUM_SELECTED_LIPRO_CUTS"
 Number of lift-and-project cuts selected to be included in the relaxation.

"MSK_IINF_MIO_NUM_SEPARATED_CLIQUÉ_CUTS"
 Number of separated clique cuts.

"MSK_IINF_MIO_NUM_SEPARATED_CMIR_CUTS"
 Number of separated Complemented Mixed Integer Rounding (CMIR) cuts.

"MSK_IINF_MIO_NUM_SEPARATED_GOMORY_CUTS"
 Number of separated Gomory cuts.

"MSK_IINF_MIO_NUM_SEPARATED_IMPLIED_BOUND_CUTS"
 Number of separated implied bound cuts.

"MSK_IINF_MIO_NUM_SEPARATED_KNAPSACK_COVER_CUTS"
 Number of separated clique cuts.

"MSK_IINF_MIO_NUM_SEPARATED_LIPRO_CUTS"
 Number of separated lift-and-project cuts.

"MSK_IINF_MIO_NUM_SOLVED_NODES"
 Number of branch and bounds nodes solved in the main branch and bound tree.

"MSK_IINF_MIO_NUMBIN"
 Number of binary variables in the problem to be solved by the mixed-integer optimizer.

"MSK_IINF_MIO_NUMBINCONEVAR"
 Number of binary cone variables in the problem to be solved by the mixed-integer optimizer.

"MSK_IINF_MIO_NUMCON"
 Number of constraints in the problem to be solved by the mixed-integer optimizer.

"MSK_IINF_MIO_NUMCONE"
 Number of cones in the problem to be solved by the mixed-integer optimizer.

"MSK_IINF_MIO_NUMCONEVAR"
 Number of cone variables in the problem to be solved by the mixed-integer optimizer.

"MSK_IINF_MIO_NUMCONT"
 Number of continuous variables in the problem to be solved by the mixed-integer optimizer.

"MSK_IINF_MIO_NUMCONTCONEVAR"
 Number of continuous cone variables in the problem to be solved by the mixed-integer optimizer.

"MSK_IINF_MIO_NUMDEXPCONES"
 Number of dual exponential cones in the problem to be solved by the mixed-integer optimizer.

"MSK_IINF_MIO_NUMDJC"
 Number of disjunctive constraints in the problem to be solved by the mixed-integer optimizer.

"MSK_IINF_MIO_NUMDPOWCONES"
 Number of dual power cones in the problem to be solved by the mixed-integer optimizer.

"MSK_IINF_MIO_NUMINT"
 Number of integer variables in the problem to be solved by the mixed-integer optimizer.

"MSK_IINF_MIO_NUMINTCONEVAR"
 Number of integer cone variables in the problem to be solved by the mixed-integer optimizer.

"MSK_IINF_MIO_NUMPEXPONES"
 Number of primal exponential cones in the problem to be solved by the mixed-integer optimizer.

"MSK_IINF_MIO_NUMPPOWCONES"
 Number of primal power cones in the problem to be solved by the mixed-integer optimizer.

"MSK_IINF_MIO_NUMQCONES"
 Number of quadratic cones in the problem to be solved by the mixed-integer optimizer.

"MSK_IINF_MIO_NUMRQCONES"
 Number of rotated quadratic cones in the problem to be solved by the mixed-integer optimizer.

"MSK_IINF_MIO_NUMVAR"
Number of variables in the problem to be solved by the mixed-integer optimizer.

"MSK_IINF_MIO_OBJ_BOUND_DEFINED"
Non-zero if a valid objective bound has been found, otherwise zero.

"MSK_IINF_MIO_PRESOLVED_NUMBIN"
Number of binary variables in the problem after the mixed-integer optimizer's presolve.

"MSK_IINF_MIO_PRESOLVED_NUMBINCONEVAR"
Number of binary cone variables in the problem after the mixed-integer optimizer's presolve.

"MSK_IINF_MIO_PRESOLVED_NUMCON"
Number of constraints in the problem after the mixed-integer optimizer's presolve.

"MSK_IINF_MIO_PRESOLVED_NUMCONE"
Number of cones in the problem after the mixed-integer optimizer's presolve.

"MSK_IINF_MIO_PRESOLVED_NUMCONEVAR"
Number of cone variables in the problem after the mixed-integer optimizer's presolve.

"MSK_IINF_MIO_PRESOLVED_NUMCONT"
Number of continuous variables in the problem after the mixed-integer optimizer's presolve.

"MSK_IINF_MIO_PRESOLVED_NUMCONTCONEVAR"
Number of continuous cone variables in the problem after the mixed-integer optimizer's presolve.

"MSK_IINF_MIO_PRESOLVED_NUMDEXPCONES"
Number of dual exponential cones in the problem after the mixed-integer optimizer's presolve.

"MSK_IINF_MIO_PRESOLVED_NUMDJC"
Number of disjunctive constraints in the problem after the mixed-integer optimizer's presolve.

"MSK_IINF_MIO_PRESOLVED_NUMDPOWCONES"
Number of dual power cones in the problem after the mixed-integer optimizer's presolve.

"MSK_IINF_MIO_PRESOLVED_NUMINT"
Number of integer variables in the problem after the mixed-integer optimizer's presolve.

"MSK_IINF_MIO_PRESOLVED_NUMINTCONEVAR"
Number of integer cone variables in the problem after the mixed-integer optimizer's presolve.

"MSK_IINF_MIO_PRESOLVED_NUMPEXPONES"
Number of primal exponential cones in the problem after the mixed-integer optimizer's presolve.

"MSK_IINF_MIO_PRESOLVED_NUMPPOWCONES"
Number of primal power cones in the problem after the mixed-integer optimizer's presolve.

"MSK_IINF_MIO_PRESOLVED_NUMQCONES"
Number of quadratic cones in the problem after the mixed-integer optimizer's presolve.

"MSK_IINF_MIO_PRESOLVED_NUMRQCONES"
Number of rotated quadratic cones in the problem after the mixed-integer optimizer's presolve.

"MSK_IINF_MIO_PRESOLVED_NUMVAR"
Number of variables in the problem after the mixed-integer optimizer's presolve.

"MSK_IINF_MIO_RELGAP_SATISFIED"
Non-zero if relative gap is within tolerances.

"MSK_IINF_MIO_TOTAL_NUM_SELECTED_CUTS"
Total number of cuts selected to be included in the relaxation by the mixed-integer optimizer.

"MSK_IINF_MIO_TOTAL_NUM_SEPARATED_CUTS"
Total number of cuts separated by the mixed-integer optimizer.

"MSK_IINF_MIO_USER_OBJ_CUT"
 If it is non-zero, then the objective cut is used.

"MSK_IINF_OPT_NUMCON"
 Number of constraints in the problem solved when the optimizer is called.

"MSK_IINF_OPT_NUMVAR"
 Number of variables in the problem solved when the optimizer is called

"MSK_IINF_OPTIMIZE_RESPONSE"
 The response code returned by optimize.

"MSK_IINF_PRESOLVE_NUM_PRIMAL_PERTURBATIONS"
 Number perturbations to thhe bounds of the primal problem.

"MSK_IINF_PURIFY_DUAL_SUCCESS"
 Is nonzero if the dual solution is purified.

"MSK_IINF_PURIFY_PRIMAL_SUCCESS"
 Is nonzero if the primal solution is purified.

"MSK_IINF_RD_NUMBARVAR"
 Number of symmetric variables read.

"MSK_IINF_RD_NUMCON"
 Number of constraints read.

"MSK_IINF_RD_NUMCONE"
 Number of conic constraints read.

"MSK_IINF_RD_NUMINTVAR"
 Number of integer-constrained variables read.

"MSK_IINF_RD_NUMQ"
 Number of nonempty Q matrices read.

"MSK_IINF_RD_NUMVAR"
 Number of variables read.

"MSK_IINF_RD_PROTOTYPE"
 Problem type.

"MSK_IINF_SIM_DUAL_DEG_ITER"
 The number of dual degenerate iterations.

"MSK_IINF_SIM_DUAL_HOTSTART"
 If 1 then the dual simplex algorithm is solving from an advanced basis.

"MSK_IINF_SIM_DUAL_HOTSTART_LU"
 If 1 then a valid basis factorization of full rank was located and used by the dual simplex algorithm.

"MSK_IINF_SIM_DUAL_INF_ITER"
 The number of iterations taken with dual infeasibility.

"MSK_IINF_SIM_DUAL_ITER"
 Number of dual simplex iterations during the last optimization.

"MSK_IINF_SIM_NUMCON"
 Number of constraints in the problem solved by the simplex optimizer.

"MSK_IINF_SIM_NUMVAR"
 Number of variables in the problem solved by the simplex optimizer.

"MSK_IINF_SIM_PRIMAL_DEG_ITER"
 The number of primal degenerate iterations.

"MSK_IINF_SIM_PRIMAL_HOTSTART"

If 1 then the primal simplex algorithm is solving from an advanced basis.

"MSK_IINF_SIM_PRIMAL_HOTSTART_LU"

If 1 then a valid basis factorization of full rank was located and used by the primal simplex algorithm.

"MSK_IINF_SIM_PRIMAL_INF_ITER"

The number of iterations taken with primal infeasibility.

"MSK_IINF_SIM_PRIMAL_ITER"

Number of primal simplex iterations during the last optimization.

"MSK_IINF_SIM_SOLVE_DUAL"

Is non-zero if dual problem is solved.

"MSK_IINF_SOL_BAS_PROSTA"

Problem status of the basic solution. Updated after each optimization.

"MSK_IINF_SOL_BAS_SOLSTA"

Solution status of the basic solution. Updated after each optimization.

"MSK_IINF_SOL_ITG_PROSTA"

Problem status of the integer solution. Updated after each optimization.

"MSK_IINF_SOL_ITG_SOLSTA"

Solution status of the integer solution. Updated after each optimization.

"MSK_IINF_SOL_ITR_PROSTA"

Problem status of the interior-point solution. Updated after each optimization.

"MSK_IINF_SOL_ITR_SOLSTA"

Solution status of the interior-point solution. Updated after each optimization.

"MSK_IINF_STO_NUM_A_REALLOC"

Number of times the storage for storing A has been changed. A large value may indicate that memory fragmentation may occur.

infotype

Information item types

"MSK_INF_DOU_TYPE"

Is a double information type.

"MSK_INF_INT_TYPE"

Is an integer.

"MSK_INF_LINT_TYPE"

Is a long integer.

iomode

Input/output modes

"MSK_IOMODE_READ"

The file is read-only.

"MSK_IOMODE_WRITE"

The file is write-only. If the file exists then it is truncated when it is opened. Otherwise it is created when it is opened.

"MSK_IOMODE_READWRITE"

The file is to read and write.

branchdir

Specifies the branching direction.

"MSK_BRANCH_DIR_FREE"

The mixed-integer optimizer decides which branch to choose.

"MSK_BRANCH_DIR_UP"
The mixed-integer optimizer always chooses the up branch first.

"MSK_BRANCH_DIR_DOWN"
The mixed-integer optimizer always chooses the down branch first.

"MSK_BRANCH_DIR_NEAR"
Branch in direction nearest to selected fractional variable.

"MSK_BRANCH_DIR_FAR"
Branch in direction farthest from selected fractional variable.

"MSK_BRANCH_DIR_ROOT_LP"
Chose direction based on root lp value of selected variable.

"MSK_BRANCH_DIR_GUIDED"
Branch in direction of current incumbent.

"MSK_BRANCH_DIR_PSEUDOCOST"
Branch based on the pseudocost of the variable.

miqcqoreformmethod
Specifies the reformulation method for mixed-integer quadratic problems.

"MSK_MIO_QCQO_REFORMULATION_METHOD_FREE"
The mixed-integer optimizer decides which reformulation method to apply.

"MSK_MIO_QCQO_REFORMULATION_METHOD_NONE"
No reformulation method is applied.

"MSK_MIO_QCQO_REFORMULATION_METHOD_LINEARIZATION"
A reformulation via linearization is applied.

"MSK_MIO_QCQO_REFORMULATION_METHOD_EIGEN_VAL_METHOD"
The eigenvalue method is applied.

"MSK_MIO_QCQO_REFORMULATION_METHOD_DIAG_SDP"
A perturbation of matrix diagonals via the solution of SDPs is applied.

"MSK_MIO_QCQO_REFORMULATION_METHOD_RELAX_SDP"
A Reformulation based on the solution of an SDP-relaxation of the problem is applied.

miodatapermmethod
Specifies the problem data permutation method for mixed-integer problems.

"MSK_MIO_DATA_PERMUTATION_METHOD_NONE"
No problem data permutation is applied.

"MSK_MIO_DATA_PERMUTATION_METHOD_CYCLIC_SHIFT"
A random cyclic shift is applied to permute the problem data.

"MSK_MIO_DATA_PERMUTATION_METHOD_RANDOM"
A random permutation is applied to the problem data.

miocontsoltype
Continuous mixed-integer solution type

"MSK_MIO_CONT_SOL_NONE"
No interior-point or basic solution are reported when the mixed-integer optimizer is used.

"MSK_MIO_CONT_SOL_ROOT"
The reported interior-point and basic solutions are a solution to the root node problem when mixed-integer optimizer is used.

"MSK_MIO_CONT_SOL_ITG"
The reported interior-point and basic solutions are a solution to the problem with all integer variables fixed at the value they have in the integer solution. A solution is only reported in case the problem has a primal feasible solution.

"MSK_MIO_CONT_SOL_ITG_REL"

In case the problem is primal feasible then the reported interior-point and basic solutions are a solution to the problem with all integer variables fixed at the value they have in the integer solution. If the problem is primal infeasible, then the solution to the root node problem is reported.

miomode

Integer restrictions

"MSK_MIO_MODE_IGNORED"

The integer constraints are ignored and the problem is solved as a continuous problem.

"MSK_MIO_MODE_SATISFIED"

Integer restrictions should be satisfied.

mionodeseltype

Mixed-integer node selection types

"MSK_MIO_NODE_SELECTION_FREE"

The optimizer decides the node selection strategy.

"MSK_MIO_NODE_SELECTION_FIRST"

The optimizer employs a depth first node selection strategy.

"MSK_MIO_NODE_SELECTION_BEST"

The optimizer employs a best bound node selection strategy.

"MSK_MIO_NODE_SELECTION_PSEUDO"

The optimizer employs selects the node based on a pseudo cost estimate.

miovarseltype

Mixed-integer variable selection types

"MSK_MIO_VAR_SELECTION_FREE"

The optimizer decides the variable selection strategy.

"MSK_MIO_VAR_SELECTION_PSEUDOCOST"

The optimizer employs pseudocost variable selection.

"MSK_MIO_VAR_SELECTION_STRONG"

The optimizer employs strong branching variable selection

mpsformat

MPS file format type

"MSK_MPS_FORMAT_STRICT"

It is assumed that the input file satisfies the MPS format strictly.

"MSK_MPS_FORMAT_RELAXED"

It is assumed that the input file satisfies a slightly relaxed version of the MPS format.

"MSK_MPS_FORMAT_FREE"

It is assumed that the input file satisfies the free MPS format. This implies that spaces are not allowed in names. Otherwise the format is free.

"MSK_MPS_FORMAT_CPLEX"

The CPLEX compatible version of the MPS format is employed.

objsense

Objective sense types

"MSK_OBJECTIVE_SENSE_MINIMIZE"

The problem should be minimized.

"MSK_OBJECTIVE_SENSE_MAXIMIZE"

The problem should be maximized.

onoffkey

On/off

"MSK_ON"
Switch the option on.

"MSK_OFF"
Switch the option off.

optimizertype
Optimizer types

"MSK_OPTIMIZER_CONIC"
The optimizer for problems having conic constraints.

"MSK_OPTIMIZER_DUAL_SIMPLEX"
The dual simplex optimizer is used.

"MSK_OPTIMIZER_FREE"
The optimizer is chosen automatically.

"MSK_OPTIMIZER_FREE_SIMPLEX"
One of the simplex optimizers is used.

"MSK_OPTIMIZER_INTPNT"
The interior-point optimizer is used.

"MSK_OPTIMIZER_MIXED_INT"
The mixed-integer optimizer.

"MSK_OPTIMIZER_NEW_DUAL_SIMPLEX"
The new dual simplex optimizer is used.

"MSK_OPTIMIZER_NEW_PRIMAL_SIMPLEX"
The new primal simplex optimizer is used. It is not recommended to use this option.

"MSK_OPTIMIZER_PRIMAL_SIMPLEX"
The primal simplex optimizer is used.

orderingtype
Ordering strategies

"MSK_ORDER_METHOD_FREE"
The ordering method is chosen automatically.

"MSK_ORDER_METHOD_APPMINLOC"
Approximate minimum local fill-in ordering is employed.

"MSK_ORDER_METHOD_EXPERIMENTAL"
This option should not be used.

"MSK_ORDER_METHOD_TRY_GRAPHPAR"
Always try the graph partitioning based ordering.

"MSK_ORDER_METHOD_FORCE_GRAPHPAR"
Always use the graph partitioning based ordering even if it is worse than the approximate minimum local fill ordering.

"MSK_ORDER_METHOD_NONE"
No ordering is used. Note using this value almost always leads to a significantly slow down.

presolvemode
Presolve method.

"MSK_PRESOLVE_MODE_OFF"
The problem is not presolved before it is optimized.

"MSK_PRESOLVE_MODE_ON"
The problem is presolved before it is optimized.

"MSK_PRESOLVE_MODE_FREE"
It is decided automatically whether to presolve before the problem is optimized.

foldmode

Method of folding (symmetry detection for continuous problems).

"MSK_FOLDING_MODE_OFF"

Disabled.

"MSK_FOLDING_MODE_FREE"

The solver decides on the usage and amount of folding.

"MSK_FOLDING_MODE_FREE_UNLESS_BASIC"

If only the interior-point solution is requested then the solver decides; if the basic solution is requested then folding is disabled.

"MSK_FOLDING_MODE_FORCE"

Full folding is always performed regardless of workload.

parametertype

Parameter type

"MSK_PAR_INVALID_TYPE"

Not a valid parameter.

"MSK_PAR_DOUB_TYPE"

Is a double parameter.

"MSK_PAR_INT_TYPE"

Is an integer parameter.

"MSK_PAR_STR_TYPE"

Is a string parameter.

problemitem

Problem data items

"MSK_PI_VAR"

Item is a variable.

"MSK_PI_CON"

Item is a constraint.

"MSK_PI_CONE"

Item is a cone.

problemtyp

Problem types

"MSK_PROBTYPE_LO"

The problem is a linear optimization problem.

"MSK_PROBTYPE_QO"

The problem is a quadratic optimization problem.

"MSK_PROBTYPE_QCQO"

The problem is a quadratically constrained optimization problem.

"MSK_PROBTYPE_CONIC"

A conic optimization.

"MSK_PROBTYPE_MIXED"

General nonlinear constraints and conic constraints. This combination can not be solved by **MOSEK**.

prosta

Problem status keys

"MSK_PRO_STA_UNKNOWN"

Unknown problem status.

"MSK_PRO_STA_PRIM_AND_DUAL_FEAS"

The problem is primal and dual feasible.

"MSK_PRO_STA_PRIM_FEAS"

The problem is primal feasible.

"MSK_PRO_STA_DUAL_FEAS"

The problem is dual feasible.

"MSK_PRO_STA_PRIM_INFEAS"

The problem is primal infeasible.

"MSK_PRO_STA_DUAL_INFEAS"

The problem is dual infeasible.

"MSK_PRO_STA_PRIM_AND_DUAL_INFEAS"

The problem is primal and dual infeasible.

"MSK_PRO_STA_ILL_POSED"

The problem is ill-posed. For example, it may be primal and dual feasible but have a positive duality gap.

"MSK_PRO_STA_PRIM_INFEAS_OR_UNBOUNDED"

The problem is either primal infeasible or unbounded. This may occur for mixed-integer problems.

rescodetype

Response code type

"MSK_RESPONSE_OK"

The response code is OK.

"MSK_RESPONSE_WRN"

The response code is a warning.

"MSK_RESPONSE_TRM"

The response code is an optimizer termination status.

"MSK_RESPONSE_ERR"

The response code is an error.

"MSK_RESPONSE_UNK"

The response code does not belong to any class.

scalingtype

Scaling type

"MSK_SCALING_FREE"

The optimizer chooses the scaling heuristic.

"MSK_SCALING_NONE"

No scaling is performed.

scalingmethod

Scaling method

"MSK_SCALING_METHOD_POW2"

Scales only with power of 2 leaving the mantissa untouched.

"MSK_SCALING_METHOD_FREE"

The optimizer chooses the scaling heuristic.

sensitivitytype

Sensitivity types

"MSK_SENSITIVITY_TYPE_BASIS"

Basis sensitivity analysis is performed.

simseltype

Simplex selection strategy

"MSK_SIM_SELECTION_FREE"

The optimizer chooses the pricing strategy.

"MSK_SIM_SELECTION_FULL"

The optimizer uses full pricing.

"MSK_SIM_SELECTION_ASE"

The optimizer uses approximate steepest-edge pricing.

"MSK_SIM_SELECTION_DEVEX"

The optimizer uses devex steepest-edge pricing (or if it is not available an approximate steep-edge selection).

"MSK_SIM_SELECTION_SE"

The optimizer uses steepest-edge selection (or if it is not available an approximate steep-edge selection).

"MSK_SIM_SELECTION_PARTIAL"

The optimizer uses a partial selection approach. The approach is usually beneficial if the number of variables is much larger than the number of constraints.

solitem

Solution items

"MSK_SOL_ITEM_XC"

Solution for the constraints.

"MSK_SOL_ITEM_XX"

Variable solution.

"MSK_SOL_ITEM_Y"

Lagrange multipliers for equations.

"MSK_SOL_ITEM_SLC"

Lagrange multipliers for lower bounds on the constraints.

"MSK_SOL_ITEM_SUC"

Lagrange multipliers for upper bounds on the constraints.

"MSK_SOL_ITEM_SLX"

Lagrange multipliers for lower bounds on the variables.

"MSK_SOL_ITEM_SUX"

Lagrange multipliers for upper bounds on the variables.

"MSK_SOL_ITEM_SNX"

Lagrange multipliers corresponding to the conic constraints on the variables.

solsta

Solution status keys

"MSK_SOL_STA_UNKNOWN"

Status of the solution is unknown.

"MSK_SOL_STA_OPTIMAL"

The solution is optimal.

"MSK_SOL_STA_PRIM_FEAS"

The solution is primal feasible.

"MSK_SOL_STA_DUAL_FEAS"

The solution is dual feasible.

"MSK_SOL_STA_PRIM_AND_DUAL_FEAS"

The solution is both primal and dual feasible.

"MSK_SOL_STA_PRIM_INFEAS_CER"
 The solution is a certificate of primal infeasibility.

"MSK_SOL_STA_DUAL_INFEAS_CER"
 The solution is a certificate of dual infeasibility.

"MSK_SOL_STA_PRIM_ILLPOSED_CER"
 The solution is a certificate that the primal problem is illposed.

"MSK_SOL_STA_DUAL_ILLPOSED_CER"
 The solution is a certificate that the dual problem is illposed.

"MSK_SOL_STA_INTEGER_OPTIMAL"
 The primal solution is integer optimal.

soltype
 Solution types

"MSK_SOL_BAS"
 The basic solution.

"MSK_SOL_ITR"
 The interior solution.

"MSK_SOL_ITG"
 The integer solution.

solveform
 Solve primal or dual form

"MSK_SOLVE_FREE"
 The optimizer is free to solve either the primal or the dual problem.

"MSK_SOLVE_PRIMAL"
 The optimizer should solve the primal problem.

"MSK_SOLVE_DUAL"
 The optimizer should solve the dual problem.

stakey
 Status keys

"MSK_SK_UNK"
 The status for the constraint or variable is unknown.

"MSK_SK_BAS"
 The constraint or variable is in the basis.

"MSK_SK_SUPBAS"
 The constraint or variable is super basic.

"MSK_SK_LOW"
 The constraint or variable is at its lower bound.

"MSK_SK_UPR"
 The constraint or variable is at its upper bound.

"MSK_SK_FIX"
 The constraint or variable is fixed.

"MSK_SK_INF"
 The constraint or variable is infeasible in the bounds.

startpointtype
 Starting point types

"MSK_STARTING_POINT_FREE"
 The starting point is chosen automatically.

"MSK_STARTING_POINT_GUESS"
 The optimizer guesses a starting point.

"MSK_STARTING_POINT_CONSTANT"
 The optimizer constructs a starting point by assigning a constant value to all primal and dual variables. This starting point is normally robust.

streamtype
 Stream types

"MSK_STREAM_LOG"
 Log stream. Contains the aggregated contents of all other streams. This means that a message written to any other stream will also be written to this stream.

"MSK_STREAM_MSG"
 Message stream. Log information relating to performance and progress of the optimization is written to this stream.

"MSK_STREAM_ERR"
 Error stream. Error messages are written to this stream.

"MSK_STREAM_WRN"
 Warning stream. Warning messages are written to this stream.

value
 Integer values

"MSK_MAX_STR_LEN"
 Maximum string length allowed in **MOSEK**.

"MSK_LICENSE_BUFFER_LENGTH"
 The length of a license key buffer.

variabletype
 Variable types

"MSK_VAR_TYPE_CONT"
 Is a continuous variable.

"MSK_VAR_TYPE_INT"
 Is an integer variable.

13.6 Supported domains

This section lists the domains supported by **MOSEK**. See [Sec. 6](#) for how to apply domains to specify affine conic constraints (ACCs).

13.6.1 Linear domains

Each linear domain is determined by the dimension n .

- "**MSK_DOMAIN_RZERO**": the **zero domain**, consisting of the origin $0^n \in \mathbb{R}^n$. Valid aliases include "ZERO" and "RZERO".
- "**MSK_DOMAIN_RPLUS**": the **nonnegative orthant domain** $\mathbb{R}_{\geq 0}^n$. A valid alias is "RPLUS".
- "**MSK_DOMAIN_RMINUS**": the **nonpositive orthant domain** $\mathbb{R}_{\leq 0}^n$. A valid alias is "RMINUS".
- "**MSK_DOMAIN_R**": the **free domain**, consisting of the whole \mathbb{R}^n . A valid alias is "R".

Membership in a linear domain is equivalent to imposing the corresponding set of n linear constraints, for instance $Fx + g \in 0^n$ is equivalent to $Fx + g = 0$ and so on. The free domain imposes no restriction.

13.6.2 Quadratic cone domains

The quadratic domains are determined by the dimension n .

- *"MSK_DOMAIN_QUADRATIC_CONE"* : the **quadratic cone domain** is the subset of \mathbb{R}^n defined as

$$\mathcal{Q}^n = \left\{ x \in \mathbb{R}^n : x_1 \geq \sqrt{x_2^2 + \cdots + x_n^2} \right\}.$$

Valid aliases include "QUAD" and "QUADRATIC_CONE".

- *"MSK_DOMAIN_RQUADRATIC_CONE"* : the **rotated quadratic cone domain** is the subset of \mathbb{R}^n defined as

$$\mathcal{Q}_r^n = \{ x \in \mathbb{R}^n : 2x_1x_2 \geq x_3^2 + \cdots + x_n^2, x_1, x_2 \geq 0 \}.$$

Valid aliases include "RQUAD" and "RQUADRATIC_CONE".

13.6.3 Exponential cone domains

- *"MSK_DOMAIN_PRIMAL_EXP_CONE"* : the **primal exponential cone domain** is the subset of \mathbb{R}^3 defined as

$$K_{\text{exp}} = \{ (x_1, x_2, x_3) \in \mathbb{R}^3 : x_1 \geq x_2 \exp(x_3/x_2), x_1, x_2 \geq 0 \}.$$

Valid aliases include "PEXP" and "PRIMAL_EXP_CONE".

- *"MSK_DOMAIN_DUAL_EXP_CONE"* : the **dual exponential cone domain** is the subset of \mathbb{R}^3 defined as

$$K_{\text{exp}}^* = \{ (x_1, x_2, x_3) \in \mathbb{R}^3 : x_1 \geq -x_3 \exp(x_2/x_3 - 1), x_1 \geq 0, x_3 \leq 0 \}.$$

Valid aliases include "DEXP" and "DUAL_EXP_CONE".

13.6.4 Power cone domains

A power cone domain is determined by the dimension n and a sequence of $1 \leq n_l < n$ positive real numbers (weights) $\alpha_1, \dots, \alpha_{n_l}$.

- *"MSK_DOMAIN_PRIMAL_POWER_CONE"* : the **primal power cone domain** is the subset of \mathbb{R}^n defined as

$$\mathcal{P}_n^{(\alpha_1, \dots, \alpha_{n_l})} = \left\{ x \in \mathbb{R}^n : \prod_{i=1}^{n_l} x_i^{\beta_i} \geq \sqrt{x_{n_l+1}^2 + \cdots + x_n^2}, x_1, \dots, x_{n_l} \geq 0 \right\}.$$

where β_i are the weights normalized to add up to 1, ie. $\beta_i = \alpha_i / (\sum_j \alpha_j)$ for $i = 1, \dots, n_l$. The name n_l reads as "n left", the length of the product on the left-hand side of the definition.

Valid aliases include "PPOW" and "PRIMAL_POWER_CONE".

- *"MSK_DOMAIN_DUAL_POWER_CONE"* : the **dual power cone domain** is the subset of \mathbb{R}^n defined as

$$\left(\mathcal{P}_n^{(\alpha_1, \dots, \alpha_{n_l})}\right)^* = \left\{ x \in \mathbb{R}^n : \prod_{i=1}^{n_l} \left(\frac{x_i}{\beta_i}\right)^{\beta_i} \geq \sqrt{x_{n_l+1}^2 + \dots + x_n^2}, x_1, \dots, x_{n_l} \geq 0 \right\}.$$

where β_i are the weights normalized to add up to 1, ie. $\beta_i = \alpha_i / (\sum_j \alpha_j)$ for $i = 1, \dots, n_l$. The name n_l reads as “n left”, the length of the product on the left-hand side of the definition. Valid aliases include “DPOW” and “DUAL_POWER_CONE”.

- **Remark:** in MOSEK 9 power cones were available only in the special case with $n_l = 2$ and weights $(\alpha, 1 - \alpha)$ for some $0 < \alpha < 1$ specified as cone parameter.

13.6.5 Geometric mean cone domains

A geometric mean cone domain is determined by the dimension n .

- **"MSK_DOMAIN_PRIMAL_GEO_MEAN_CONE"** : the **primal geometric mean cone domain** is the subset of \mathbb{R}^n defined as

$$\mathcal{GM}^n = \left\{ x \in \mathbb{R}^n : \left(\prod_{i=1}^{n-1} x_i\right)^{1/(n-1)} \geq |x_n|, x_1, \dots, x_{n-1} \geq 0 \right\}.$$

It is a special case of the primal power cone domain with $n_l = n - 1$ and weights $\alpha = (1, \dots, 1)$.

A valid alias is “PRIMAL_GEO_MEAN_CONE”.

- **"MSK_DOMAIN_DUAL_GEO_MEAN_CONE"** : the **dual geometric mean cone domain** is the subset of \mathbb{R}^n defined as

$$(\mathcal{GM}^n)^* = \left\{ x \in \mathbb{R}^n : (n-1) \left(\prod_{i=1}^{n-1} x_i\right)^{1/(n-1)} \geq |x_n|, x_1, \dots, x_{n-1} \geq 0 \right\}.$$

It is a special case of the dual power cone domain with $n_l = n - 1$ and weights $\alpha = (1, \dots, 1)$.

A valid alias is “DUAL_GEO_MEAN_CONE”.

13.6.6 Vectorized semidefinite domain

- **"MSK_DOMAIN_SVEC_PSD_CONE"** : the **vectorized PSD cone domain** is determined by the dimension n , which must be of the form $n = d(d + 1)/2$. Then the domain is defined as

$$\mathcal{S}_+^{d,\text{vec}} = \{(x_1, \dots, x_{d(d+1)/2}) \in \mathbb{R}^n : \text{sMat}(x) \in \mathcal{S}_+^d\},$$

where

$$\text{sMat}(x) = \begin{bmatrix} x_1 & x_2/\sqrt{2} & \dots & x_d/\sqrt{2} \\ x_2/\sqrt{2} & x_{d+1} & \dots & x_{2d-1}/\sqrt{2} \\ \dots & \dots & \dots & \dots \\ x_d/\sqrt{2} & x_{2d-1}/\sqrt{2} & \dots & x_{d(d+1)/2} \end{bmatrix},$$

or equivalently

$$\mathcal{S}_+^{d,\text{vec}} = \{\text{sVec}(X) : X \in \mathcal{S}_+^d\},$$

where

$$\text{sVec}(X) = (X_{11}, \sqrt{2}X_{21}, \dots, \sqrt{2}X_{d1}, X_{22}, \sqrt{2}X_{32}, \dots, X_{dd}).$$

In other words, the domain consists of vectorizations of the lower-triangular part of a positive semidefinite matrix, with the non-diagonal elements additionally rescaled.

A valid alias is “SVEC_PSD_CONE”.

Chapter 14

Supported File Formats

MOSEK supports a range of problem and solution formats listed in [Table 14.1](#) and [Table 14.2](#).

The most important are:

- the **Task format**, **MOSEK**'s native binary format which supports all features that **MOSEK** supports. It is the closest possible representation of the internal data in a task and it is ideal for submitting problem data support questions.
- the **PTF format**, **MOSEK**'s human-readable format that supports all linear, conic and mixed-integer features. It is ideal for debugging. It is not an exact copy of all the data in the task, but it contains all information required to reconstruct it, presented in a readable fashion.
- **MPS**, **LP**, **CBF** formats are industry standards, each supporting some limited set of features, and potentially requiring some degree of reformulation during read/write.

Problem formats

Table 14.1: List of supported file formats for optimization problems.

Format Type	Ext.	Binary/Text	LP	QCQO	ACC	SDP	DJC	Sol	Param
<i>LP</i>	lp	plain text	X	X					
<i>MPS</i>	mps	plain text	X	X					
<i>PTF</i>	ptf	plain text	X		X	X	X	X	X
<i>CBF</i>	cbf	plain text	X		X	X			
<i>Task format</i>	task	binary	X	X	X	X	X	X	X
<i>Jtask format</i>	jtask	text/JSON	X	X	X	X	X	X	X
<i>OPF</i> (deprecated for conic problems)	opf	plain text	X	X				X	X

The columns of the table indicate if the specified file format supports:

- LP - linear problems, possibly with integer variables,
- QCQO - quadratic objective or constraints,
- ACC - affine conic constraints,
- SDP - semidefinite cone/variables,
- DJC - disjunctive constraints,
- Sol - solutions,
- Param - optimizer parameters.

Solution formats

Table 14.2: List of supported solution formats.

Format Type	Ext.	Binary/Text	Description
<i>SOL</i>	sol	plain text	Interior Solution
	bas	plain text	Basic Solution
	int	plain text	Integer
<i>Jsol format</i>	jsol	text/JSON	All solutions

Compression

MOSEK supports GZIP and Zstandard compression. Problem files with extension `.gz` (for GZIP) and `.zst` (for Zstandard) are assumed to be compressed when read, and are automatically compressed when written. For example, a file called

```
problem.mps.zst
```

will be considered as a Zstandard compressed MPS file.

14.1 The LP File Format

MOSEK supports the LP file format with some extensions. The LP format is not a completely well-defined standard and hence different optimization packages may interpret the same LP file in slightly different ways. **MOSEK** tries to emulate as closely as possible CPLEX's behavior, but tries to stay backward compatible.

The LP file format can specify problems of the form

$$\begin{array}{ll}
 \text{minimize/maximize} & c^T x + \frac{1}{2} q^o(x) \\
 \text{subject to} & l^c \leq Ax + \frac{1}{2} q(x) \leq u^c, \\
 & l^x \leq x \leq u^x, \\
 & x_{\mathcal{J}} \text{ integer,}
 \end{array}$$

where

- $x \in \mathbb{R}^n$ is the vector of decision variables.
- $c \in \mathbb{R}^n$ is the linear term in the objective.
- $q^o : \mathbb{R}^n \rightarrow \mathbb{R}$ is the quadratic term in the objective where

$$q^o(x) = x^T Q^o x$$

and it is assumed that

$$Q^o = (Q^o)^T.$$

- $A \in \mathbb{R}^{m \times n}$ is the constraint matrix.
- $l^c \in \mathbb{R}^m$ is the lower limit on the activity for the constraints.
- $u^c \in \mathbb{R}^m$ is the upper limit on the activity for the constraints.
- $l^x \in \mathbb{R}^n$ is the lower limit on the activity for the variables.
- $u^x \in \mathbb{R}^n$ is the upper limit on the activity for the variables.
- $q : \mathbb{R}^n \rightarrow \mathbb{R}$ is a vector of quadratic functions. Hence,

$$q_i(x) = x^T Q^i x$$

where it is assumed that

$$Q^i = (Q^i)^T.$$

- $\mathcal{J} \subseteq \{1, 2, \dots, n\}$ is an index set of the integer constrained variables.

14.1.1 File Sections

An LP formatted file contains a number of sections specifying the objective, constraints, variable bounds, and variable types. The section keywords may be any mix of upper and lower case letters.

Objective Function

The first section beginning with one of the keywords

```
max
maximum
maximize
min
minimum
minimize
```

defines the objective sense and the objective function, i.e.

$$c^T x + \frac{1}{2} x^T Q^o x.$$

The objective may be given a name by writing

```
myname:
```

before the expressions. If no name is given, then the objective is named obj.

The objective function contains linear and quadratic terms. The linear terms are written as

```
4 x1 + x2 - 0.1 x3
```

and so forth. The quadratic terms are written in square brackets (`[]/2`) and are either squared or multiplied as in the examples

```
x1^2
```

and

```
x1 * x2
```

There may be zero or more pairs of brackets containing quadratic expressions.

An example of an objective section is

```
minimize
myobj: 4 x1 + x2 - 0.1 x3 + [ x1^2 + 2.1 x1 * x2 ]/2
```

Please note that the quadratic expressions are multiplied with $\frac{1}{2}$, so that the above expression means

$$\text{minimize } 4x_1 + x_2 - 0.1 \cdot x_3 + \frac{1}{2}(x_1^2 + 2.1 \cdot x_1 \cdot x_2)$$

If the same variable occurs more than once in the linear part, the coefficients are added, so that `4 x1 + 2 x1` is equivalent to `6 x1`. In the quadratic expressions `x1 * x2` is equivalent to `x2 * x1` and, as in the linear part, if the same variables multiplied or squared occur several times their coefficients are added.

Constraints

The second section beginning with one of the keywords

```
subj to
subject to
s.t.
st
```

defines the linear constraint matrix A and the quadratic matrices Q^i .

A constraint contains a name (optional), expressions adhering to the same rules as in the objective and a bound:

```
subject to
con1: x1 + x2 + [ x3^2 ]/2 <= 5.1
```

The bound type (here \leq) may be any of $<$, \leq , $=$, $>$, \geq ($<$ and \leq mean the same), and the bound may be any number.

In the standard LP format it is not possible to define more than one bound per line, but **MOSEK** supports defining ranged constraints by using double-colon ($::$) instead of a single-colon ($:$) after the constraint name, i.e.

$$-5 \leq x_1 + x_2 \leq 5 \quad (14.1)$$

may be written as

```
con:: -5 < x_1 + x_2 < 5
```

By default **MOSEK** writes ranged constraints this way.

If the files must adhere to the LP standard, ranged constraints must either be split into upper bounded and lower bounded constraints or be written as an equality with a slack variable. For example the expression (14.1) may be written as

$$x_1 + x_2 - sl_1 = 0, \quad -5 \leq sl_1 \leq 5.$$

Bounds

Bounds on the variables can be specified in the bound section beginning with one of the keywords

```
bound
bounds
```

The bounds section is optional but should, if present, follow the **subject to** section. All variables listed in the bounds section must occur in either the objective or a constraint.

The default lower and upper bounds are 0 and $+\infty$. A variable may be declared free with the keyword **free**, which means that the lower bound is $-\infty$ and the upper bound is $+\infty$. Furthermore it may be assigned a finite lower and upper bound. The bound definitions for a given variable may be written in one or two lines, and bounds can be any number or $\pm\infty$ (written as **+inf/-inf/+infinity/-infinity**) as in the example

```
bounds
x1 free
x2 <= 5
0.1 <= x2
x3 = 42
2 <= x4 < +inf
```

Variable Types

The final two sections are optional and must begin with one of the keywords

```
bin
binaries
binary
```

and

```
gen
general
```

Under **general** all integer variables are listed, and under **binary** all binary (integer variables with bounds 0 and 1) are listed:

```
general
x1 x2
binary
x3 x4
```

Again, all variables listed in the binary or general sections must occur in either the objective or a constraint.

Terminating Section

Finally, an LP formatted file must be terminated with the keyword

```
end
```

14.1.2 LP File Examples

Linear example lo1.lp

```
\ File: lo1.lp
maximize
obj: 3 x1 + x2 + 5 x3 + x4
subject to
c1: 3 x1 + x2 + 2 x3 = 30
c2: 2 x1 + x2 + 3 x3 + x4 >= 15
c3: 2 x2 + 3 x4 <= 25
bounds
0 <= x1 <= +infinity
0 <= x2 <= 10
0 <= x3 <= +infinity
0 <= x4 <= +infinity
end
```

Mixed integer example milo1.lp

```
maximize
obj: x1 + 6.4e-01 x2
subject to
c1: 5e+01 x1 + 3.1e+01 x2 <= 2.5e+02
c2: 3e+00 x1 - 2e+00 x2 >= -4e+00
bounds
0 <= x1 <= +infinity
0 <= x2 <= +infinity
```

(continues on next page)

```
general
  x1 x2
end
```

14.1.3 LP Format peculiarities

Comments

Anything on a line after a \ is ignored and is treated as a comment.

Names

A name for an objective, a constraint or a variable may contain the letters a-z, A-Z, the digits 0-9 and the characters

```
!"#$%&()/,.;?@_`|~
```

The first character in a name must not be a number, a period or the letter e or E. Keywords must not be used as names.

MOSEK accepts any character as valid for names, except \0. A name that is not allowed in LP file will be changed and a warning will be issued.

The algorithm for making names LP valid works as follows: The name is interpreted as an `utf-8` string. For a Unicode character `c`:

- If `c==_` (underscore), the output is `__` (two underscores).
- If `c` is a valid LP name character, the output is just `c`.
- If `c` is another character in the ASCII range, the output is `_XX`, where `XX` is the hexadecimal code for the character.
- If `c` is a character in the range `127-65535`, the output is `_uXXXX`, where `XXXX` is the hexadecimal code for the character.
- If `c` is a character above `65535`, the output is `_UXXXXXXXX`, where `XXXXXXXX` is the hexadecimal code for the character.

Invalid `utf-8` substrings are escaped as `_XX'`, and if a name starts with a period, e or E, that character is escaped as `_XX`.

Variable Bounds

Specifying several upper or lower bounds on one variable is possible but **MOSEK** uses only the tightest bounds. If a variable is fixed (with =), then it is considered the tightest bound.

14.2 The MPS File Format

MOSEK supports the standard MPS format with some extensions. For a detailed description of the MPS format see the book by Nazareth [Naz87].

14.2.1 MPS File Structure

The version of the MPS format supported by **MOSEK** allows specification of an optimization problem of the form

$$\begin{aligned}
 & \text{maximize/minimize} && c^T x + q_0(x) \\
 & l^c \leq && Ax + q(x) \leq u^c, \\
 & l^x \leq && x \leq u^x, \\
 & && x \in \mathcal{K}, \\
 & && x_{\mathcal{J}} \text{ integer},
 \end{aligned} \tag{14.2}$$

where

- $x \in \mathbb{R}^n$ is the vector of decision variables.
- $A \in \mathbb{R}^{m \times n}$ is the constraint matrix.
- $l^c \in \mathbb{R}^m$ is the lower limit on the activity for the constraints.
- $u^c \in \mathbb{R}^m$ is the upper limit on the activity for the constraints.
- $l^x \in \mathbb{R}^n$ is the lower limit on the activity for the variables.
- $u^x \in \mathbb{R}^n$ is the upper limit on the activity for the variables.
- $q : \mathbb{R}^n \rightarrow \mathbb{R}$ is a vector of quadratic functions. Hence,

$$q_i(x) = \frac{1}{2} x^T Q^i x$$

where it is assumed that $Q^i = (Q^i)^T$. Please note the explicit $\frac{1}{2}$ in the quadratic term and that Q^i is required to be symmetric. The same applies to q_0 .

- \mathcal{K} is a convex cone.
- $\mathcal{J} \subseteq \{1, 2, \dots, n\}$ is an index set of the integer-constrained variables.
- c is the vector of objective coefficients.

An MPS file with one row and one column can be illustrated like this:

```

*          1          2          3          4          5          6
*23456789012345678901234567890123456789012345678901234567890
NAME          [name]
OBJSENSE
    [objsense]
OBJNAME      [objname]
ROWS
? [cname1]
COLUMNS
    [vname1] [cname1] [value1]          [cname2] [value2]
RHS
    [name]   [cname1] [value1]          [cname2] [value2]
RANGES
    [name]   [cname1] [value1]          [cname2] [value2]
QSECTION
    [vname1] [vname2] [value1]          [vname3] [value2]
QMATRIX
    [vname1] [vname2] [value1]
QUADOBJ
    [vname1] [vname2] [value1]
QCMATRIX
    [vname1] [vname2] [value1]

```

(continues on next page)

```

BOUNDS
?? [name]      [vname1] [value1]
CSECTION      [kname1] [value1]      [ktype]
  [vname1]
ENDATA

```

Here the names in capitals are keywords of the MPS format and names in brackets are custom defined names or values. A couple of notes on the structure:

- Fields: All items surrounded by brackets appear in *fields*. The fields named “valueN” are numerical values. Hence, they must have the format

```
[+|-]XXXXXXXX.XXXXXX[[e|E][+|-]XXX]
```

where

```
X = [0|1|2|3|4|5|6|7|8|9].
```

- Sections: The MPS file consists of several sections where the names in capitals indicate the beginning of a new section. For example, COLUMNS denotes the beginning of the columns section.
- Comments: Lines starting with an * are comment lines and are ignored by **MOSEK**.
- Keys: The question marks represent keys to be specified later.
- Extensions: The sections QSECTION and CSECTION are specific **MOSEK** extensions of the MPS format. The sections QMATRIX, QUADOBJ and QCMATRIX are included for sake of compatibility with other vendors extensions to the MPS format.
- The standard MPS format is a fixed format, i.e. everything in the MPS file must be within certain fixed positions. **MOSEK** also supports a *free format*. See Sec. 14.2.5 for details.

Linear example lo1.mps

A concrete example of a MPS file is presented below:

```

* File: lo1.mps
NAME          lo1
OBJSENSE
  MAX
ROWS
N  obj
E  c1
G  c2
L  c3
COLUMNS
  x1      obj      3
  x1      c1       3
  x1      c2       2
  x2      obj      1
  x2      c1       1
  x2      c2       1
  x2      c3       2
  x3      obj      5
  x3      c1       2
  x3      c2       3
  x4      obj      1
  x4      c2       1
  x4      c3       3

```

(continues on next page)

```

RHS
  rhs      c1      30
  rhs      c2      15
  rhs      c3      25
RANGES
BOUNDS
  UP bound  x2      10
ENDATA

```

Subsequently each individual section in the MPS format is discussed.

NAME (optional)

In this section a name (`[name]`) is assigned to the problem.

OBJSENSE (optional)

This is an optional section that can be used to specify the sense of the objective function. The `OBJSENSE` section contains one line at most which can be one of the following:

```

MIN
MINIMIZE
MAX
MAXIMIZE

```

It should be obvious what the implication is of each of these four lines.

OBJNAME (optional)

This is an optional section that can be used to specify the name of the row that is used as objective function. `objname` should be a valid row name.

ROWS

A record in the `ROWS` section has the form

```
? [cname1]
```

where the requirements for the fields are as follows:

Field	Starting Position	Max Width	required	Description
?	2	1	Yes	Constraint key
[cname1]	5	8	Yes	Constraint name

Hence, in this section each constraint is assigned a unique name denoted by `[cname1]`. Please note that `[cname1]` starts in position 5 and the field can be at most 8 characters wide. An initial key ? must be present to specify the type of the constraint. The key can have values E, G, L, or N with the following interpretation:

Constraint type	l_i^c	u_i^c
E (equal)	finite	$= l_i^c$
G (greater)	finite	∞
L (lower)	$-\infty$	finite
N (none)	$-\infty$	∞

In the MPS format the objective vector is not specified explicitly, but one of the constraints having the key N will be used as the objective vector c . In general, if multiple N type constraints are specified, then the first will be used as the objective vector c , unless something else was specified in the section `OBJNAME`.

COLUMNS

In this section the elements of A are specified using one or more records having the form:

```
[vname1] [cname1] [value1] [cname2] [value2]
```

where the requirements for each field are as follows:

Field	Starting Position	Max Width	required	Description
[vname1]	5	8	Yes	Variable name
[cname1]	15	8	Yes	Constraint name
[value1]	25	12	Yes	Numerical value
[cname2]	40	8	No	Constraint name
[value2]	50	12	No	Numerical value

Hence, a record specifies one or two elements a_{ij} of A using the principle that [vname1] and [cname1] determines j and i respectively. Please note that [cname1] must be a constraint name specified in the ROWS section. Finally, [value1] denotes the numerical value of a_{ij} . Another optional element is specified by [cname2], and [value2] for the variable specified by [vname1]. Some important comments are:

- All elements belonging to one variable must be grouped together.
- Zero elements of A should not be specified.
- At least one element for each variable should be specified.

RHS (optional)

A record in this section has the format

```
[name] [cname1] [value1] [cname2] [value2]
```

where the requirements for each field are as follows:

Field	Starting Position	Max Width	required	Description
[name]	5	8	Yes	Name of the RHS vector
[cname1]	15	8	Yes	Constraint name
[value1]	25	12	Yes	Numerical value
[cname2]	40	8	No	Constraint name
[value2]	50	12	No	Numerical value

The interpretation of a record is that [name] is the name of the RHS vector to be specified. In general, several vectors can be specified. [cname1] denotes a constraint name previously specified in the ROWS section. Now, assume that this name has been assigned to the i -th constraint and v_1 denotes the value specified by [value1], then the interpretation of v_1 is:

Constraint	l_i^c	u_i^c
E	v_1	v_1
G	v_1	
L		v_1
N		

An optional second element is specified by [cname2] and [value2] and is interpreted in the same way. Please note that it is not necessary to specify zero elements, because elements are assumed to be zero.

RANGES (optional)

A record in this section has the form

[name] [cname1] [value1] [cname2] [value2]

where the requirements for each fields are as follows:

Field	Starting Position	Max Width	required	Description
[name]	5	8	Yes	Name of the RANGE vector
[cname1]	15	8	Yes	Constraint name
[value1]	25	12	Yes	Numerical value
[cname2]	40	8	No	Constraint name
[value2]	50	12	No	Numerical value

The records in this section are used to modify the bound vectors for the constraints, i.e. the values in l^c and u^c . A record has the following interpretation: [name] is the name of the RANGE vector and [cname1] is a valid constraint name. Assume that [cname1] is assigned to the i -th constraint and let v_1 be the value specified by [value1], then a record has the interpretation:

Constraint type	Sign of v_1	l_i^c	u_i^c
E	-	$u_i^c + v_1$	
E	+		$l_i^c + v_1$
G	- or +	$l_i^c + v_1 $	
L	- or +	$u_i^c - v_1 $	
N			

Another constraint bound can optionally be modified using [cname2] and [value2] the same way.

QSECTION (optional)

Within the QSECTION the label [cname1] must be a constraint name previously specified in the ROWS section. The label [cname1] denotes the constraint to which the quadratic terms belong. A record in the QSECTION has the form

[vname1] [vname2] [value1] [vname3] [value2]

where the requirements for each field are:

Field	Starting Position	Max Width	required	Description
[vname1]	5	8	Yes	Variable name
[vname2]	15	8	Yes	Variable name
[value1]	25	12	Yes	Numerical value
[vname3]	40	8	No	Variable name
[value2]	50	12	No	Numerical value

A record specifies one or two elements in the lower triangular part of the Q^i matrix where [cname1] specifies the i . Hence, if the names [vname1] and [vname2] have been assigned to the k -th and j -th variable, then Q_{kj}^i is assigned the value given by [value1]. An optional second element is specified in the same way by the fields [vname1], [vname3], and [value2].

The example

$$\begin{aligned} \text{minimize} \quad & -x_2 + \frac{1}{2}(2x_1^2 - 2x_1x_3 + 0.2x_2^2 + 2x_3^2) \\ \text{subject to} \quad & x_1 + x_2 + x_3 \geq 1, \\ & x \geq 0 \end{aligned}$$

has the following MPS file representation

```

* File: qo1.mps
NAME          qo1
ROWS
  N  obj
  G  c1
COLUMNS
  x1      c1      1.0
  x2      obj     -1.0
  x2      c1      1.0
  x3      c1      1.0
RHS
  rhs     c1      1.0
QSECTION   obj
  x1      x1      2.0
  x1      x3     -1.0
  x2      x2      0.2
  x3      x3      2.0
ENDATA

```

Regarding the QSECTIONS please note that:

- Only one QSECTION is allowed for each constraint.
- The QSECTIONS can appear in an arbitrary order after the COLUMNS section.
- All variable names occurring in the QSECTION must already be specified in the COLUMNS section.
- All entries specified in a QSECTION are assumed to belong to the lower triangular part of the quadratic term of Q .

QMATRIX/QUADOBJ (optional)

The QMATRIX and QUADOBJ sections allow to define the quadratic term of the objective function. They differ in how the quadratic term of the objective function is stored:

- QMATRIX stores all the nonzeros coefficients, without taking advantage of the symmetry of the Q matrix.
- QUADOBJ stores the upper diagonal nonzero elements of the Q matrix.

A record in both sections has the form:

```
[vname1] [vname2] [value1]
```

where the requirements for each field are:

Field	Starting Position	Max Width	required	Description
[vname1]	5	8	Yes	Variable name
[vname2]	15	8	Yes	Variable name
[value1]	25	12	Yes	Numerical value

A record specifies one elements of the Q matrix in the objective function. Hence, if the names [vname1] and [vname2] have been assigned to the k -th and j -th variable, then Q_{kj} is assigned the value given by [value1]. Note that a line must appear for each off-diagonal coefficient if using a QMATRIX section, while only one entry is required in a QUADOBJ section. The quadratic part of the objective function will be evaluated as $1/2x^T Qx$.

The example

$$\begin{aligned}
&\text{minimize} && -x_2 + \frac{1}{2}(2x_1^2 - 2x_1x_3 + 0.2x_2^2 + 2x_3^2) \\
&\text{subject to} && x_1 + x_2 + x_3 \geq 1, \\
&&& x \geq 0
\end{aligned}$$

has the following MPS file representation using QMATRIX

```

* File: qo1_matrix.mps
NAME          qo1_qmatrix
ROWS
  N  obj
  G  c1
COLUMNS
  x1      c1      1.0
  x2      obj     -1.0
  x2      c1      1.0
  x3      c1      1.0
RHS
  rhs     c1      1.0
QMATRIX
  x1      x1      2.0
  x1      x3     -1.0
  x3      x1     -1.0
  x2      x2      0.2
  x3      x3      2.0
ENDATA

```

or the following using QUADOBJ

```

* File: qo1_quadobj.mps
NAME          qo1_quadobj
ROWS
  N  obj
  G  c1
COLUMNS
  x1      c1      1.0
  x2      obj     -1.0
  x2      c1      1.0
  x3      c1      1.0
RHS
  rhs     c1      1.0
QUADOBJ
  x1      x1      2.0
  x1      x3     -1.0
  x2      x2      0.2
  x3      x3      2.0
ENDATA

```

Please also note that:

- A QMATRIX/QUADOBJ section can appear in an arbitrary order after the COLUMNS section.
- All variable names occurring in the QMATRIX/QUADOBJ section must already be specified in the COLUMNS section.

QCMATRIX (optional)

A QCMATRIX section allows to specify the quadratic part of a given constraint. Within the QCMATRIX the label [cname1] must be a constraint name previously specified in the ROWS section. The label [cname1] denotes the constraint to which the quadratic term belongs. A record in the QSECTION has the form

```
[vname1] [vname2] [value1]
```

where the requirements for each field are:

Field	Starting Position	Max Width	required	Description
[vname1]	5	8	Yes	Variable name
[vname2]	15	8	Yes	Variable name
[value1]	25	12	Yes	Numerical value

A record specifies an entry of the Q^i matrix where [cname1] specifies the i . Hence, if the names [vname1] and [vname2] have been assigned to the k -th and j -th variable, then Q_{kj}^i is assigned the value given by [value1]. Moreover, the quadratic term is represented as $1/2x^T Qx$.

The example

$$\begin{aligned}
 & \text{minimize} && && && x_2 \\
 & \text{subject to} && && x_1 + x_2 + x_3 && \geq 1, \\
 & && && \frac{1}{2}(-2x_1x_3 + 0.2x_2^2 + 2x_3^2) && \leq 10, \\
 & && && x && \geq 0
 \end{aligned}$$

has the following MPS file representation

```

* File: qo1.mps
NAME          qo1
ROWS
  N  obj
  G  c1
  L  q1
COLUMNS
  x1      c1      1.0
  x2      obj     -1.0
  x2      c1      1.0
  x3      c1      1.0
RHS
  rhs     c1      1.0
  rhs     q1     10.0
QCMATRIX  q1
  x1      x1      2.0
  x1      x3     -1.0
  x3      x1     -1.0
  x2      x2      0.2
  x3      x3      2.0
ENDATA

```

Regarding the QCMATRIXs please note that:

- Only one QCMATRIX is allowed for each constraint.
- The QCMATRIXs can appear in an arbitrary order after the COLUMNS section.
- All variable names occurring in the QSECTION must already be specified in the COLUMNS section.
- QCMATRIX does not exploit the symmetry of Q : an off-diagonal entry (i, j) should appear twice.

BOUNDS (optional)

In the BOUNDS section changes to the default bounds vectors l^x and u^x are specified. The default bounds vectors are $l^x = 0$ and $u^x = \infty$. Moreover, it is possible to specify several sets of bound vectors. A record in this section has the form

```
?? [name]    [vname1]    [value1]
```

where the requirements for each field are:

Field	Starting Position	Max Width	Required	Description
??	2	2	Yes	Bound key
[name]	5	8	Yes	Name of the BOUNDS vector
[vname1]	15	8	Yes	Variable name
[value1]	25	12	No	Numerical value

Hence, a record in the BOUNDS section has the following interpretation: [name] is the name of the bound vector and [vname1] is the name of the variable for which the bounds are modified by the record. ?? and [value1] are used to modify the bound vectors according to the following table:

??	l_j^x	u_j^x	Made integer (added to \mathcal{J})
FR	$-\infty$	∞	No
FX	v_1	v_1	No
LO	v_1	unchanged	No
MI	$-\infty$	unchanged	No
PL	unchanged	∞	No
UP	unchanged	v_1	No
BV	0	1	Yes
LI	[v_1]	unchanged	Yes
UI	unchanged	[v_1]	Yes

Here v_1 is the value specified by [value1].

CSECTION (optional)

The purpose of the CSECTION is to specify the conic constraint

$$x \in \mathcal{K}$$

in (14.2). It is assumed that \mathcal{K} satisfies the following requirements. Let

$$x^t \in \mathbb{R}^{n^t}, \quad t = 1, \dots, k$$

be vectors comprised of parts of the decision variables x so that each decision variable is a member of exactly **one** vector x^t , for example

$$x^1 = \begin{bmatrix} x_1 \\ x_4 \\ x_7 \end{bmatrix} \quad \text{and} \quad x^2 = \begin{bmatrix} x_6 \\ x_5 \\ x_3 \\ x_2 \end{bmatrix}.$$

Next define

$$\mathcal{K} := \{x \in \mathbb{R}^n : x^t \in \mathcal{K}_t, \quad t = 1, \dots, k\}$$

where \mathcal{K}_t must have one of the following forms:

- \mathbb{R} set:

$$\mathcal{K}_t = \mathbb{R}^{n^t}.$$

- Zero cone:

$$\mathcal{K}_t = \{0\} \subseteq \mathbb{R}^{n^t}. \quad (14.3)$$

- Quadratic cone:

$$\mathcal{K}_t = \left\{ x \in \mathbb{R}^{n^t} : x_1 \geq \sqrt{\sum_{j=2}^{n^t} x_j^2} \right\}. \quad (14.4)$$

- Rotated quadratic cone:

$$\mathcal{K}_t = \left\{ x \in \mathbb{R}^{n^t} : 2x_1x_2 \geq \sum_{j=3}^{n^t} x_j^2, \quad x_1, x_2 \geq 0 \right\}. \quad (14.5)$$

- Primal exponential cone:

$$\mathcal{K}_t = \{x \in \mathbb{R}^3 : x_1 \geq x_2 \exp(x_3/x_2), \quad x_1, x_2 \geq 0\}. \quad (14.6)$$

- Primal power cone (with parameter $0 < \alpha < 1$):

$$\mathcal{K}_t = \left\{ x \in \mathbb{R}^{n^t} : x_1^\alpha x_2^{1-\alpha} \geq \sqrt{\sum_{j=3}^{n^t} x_j^2}, \quad x_1, x_2 \geq 0 \right\}. \quad (14.7)$$

- Dual exponential cone:

$$\mathcal{K}_t = \{x \in \mathbb{R}^3 : x_1 \geq -x_3 e^{-1} \exp(x_2/x_3), \quad x_3 \leq 0, x_1 \geq 0\}. \quad (14.8)$$

- Dual power cone (with parameter $0 < \alpha < 1$):

$$\mathcal{K}_t = \left\{ x \in \mathbb{R}^{n^t} : \left(\frac{x_1}{\alpha}\right)^\alpha \left(\frac{x_2}{1-\alpha}\right)^{1-\alpha} \geq \sqrt{\sum_{j=3}^{n^t} x_j^2}, \quad x_1, x_2 \geq 0 \right\}. \quad (14.9)$$

In general, membership in the \mathbb{R} set is not specified. If a variable is not a member of any other cone then it is assumed to be a member of the \mathbb{R} cone.

Next, let us study an example. Assume that the power cone

$$x_4^{1/3} x_5^{2/3} \geq |x_8|$$

and the rotated quadratic cone

$$2x_3x_7 \geq x_1^2 + x_0^2, \quad x_3, x_7 \geq 0,$$

should be specified in the MPS file. One CSECTION is required for each cone and they are specified as follows:

```
*          1          2          3          4          5          6
*234567890123456789012345678901234567890123456789012345678901234567890
CSECTION      konea      3e-1          PPOW
x4
x5
x8
CSECTION      koneb      0.0          RQUAD
x7
x3
x1
x0
```

In general, a CSECTION header has the format

```
CSECTION      [kname1]      [value1]      [ktype]
```

where the requirements for each field are as follows:

Field	Starting Position	Max Width	Required	Description
[kname1]	15	8	Yes	Name of the cone
[value1]	25	12	No	Cone parameter
[ktype]	40		Yes	Type of the cone.

The possible cone type keys are:

[ktype]	Members	[value1]	Interpretation.
ZERO	≥ 0	unused	Zero cone (14.3).
QUAD	≥ 1	unused	Quadratic cone (14.4).
RQUAD	≥ 2	unused	Rotated quadratic cone (14.5).
PEXP	3	unused	Primal exponential cone (14.6).
PPOW	≥ 2	α	Primal power cone (14.7).
DEXP	3	unused	Dual exponential cone (14.8).
DPOW	≥ 2	α	Dual power cone (14.9).

A record in the CSECTION has the format

```
[vname1]
```

where the requirements for each field are

Field	Starting Position	Max Width	required	Description
[vname1]	5	8	Yes	A valid variable name

A variable must occur in at most one CSECTION.

ENDATA

This keyword denotes the end of the MPS file.

14.2.2 Integer Variables

Using special bound keys in the BOUNDS section it is possible to specify that some or all of the variables should be integer-constrained i.e. be members of \mathcal{J} . However, an alternative method is available. This method is available only for backward compatibility and we recommend that it is not used. This method requires that markers are placed in the COLUMNS section as in the example:

```
COLUMNS
x1      obj      -10.0          c1          0.7
x1      c2        0.5            c3          1.0
x1      c4        0.1
* Start of integer-constrained variables.
MARK000 'MARKER'          'INTORG'
x2      obj      -9.0            c1          1.0
x2      c2        0.8333333333 c3          0.66666667
x2      c4        0.25
x3      obj      1.0            c6          2.0
MARK001 'MARKER'          'INTEND'
* End of integer-constrained variables.
```

Please note that special marker lines are used to indicate the start and the end of the integer variables. Furthermore be aware of the following

- All variables between the markers are assigned a default lower bound of 0 and a default upper bound of 1. **This may not be what is intended.** If it is not intended, the correct bounds should be defined in the BOUNDS section of the MPS formatted file.
- **MOSEK** ignores field 1, i.e. MARK0001 and MARK001, however, other optimization systems require them.
- Field 2, i.e. MARKER, must be specified including the single quotes. This implies that no row can be assigned the name MARKER.
- Field 3 is ignored and should be left blank.

- Field 4, i.e. `INTORG` and `INTEND`, must be specified.
- It is possible to specify several such integer marker sections within the `COLUMNS` section.

14.2.3 General Limitations

- An MPS file should be an ASCII file.

14.2.4 Interpretation of the MPS Format

Several issues related to the MPS format are not well-defined by the industry standard. However, **MOSEK** uses the following interpretation:

- If a matrix element in the `COLUMNS` section is specified multiple times, then the multiple entries are added together.
- If a matrix element in a `QSECTION` section is specified multiple times, then the multiple entries are added together.

14.2.5 The Free MPS Format

MOSEK supports a free format variation of the MPS format. The free format is similar to the MPS file format but less restrictive, e.g. it allows longer names. However, a name must not contain any blanks.

Moreover, by default a line in the MPS file must not contain more than 1024 characters. By modifying the parameter `MSK_IPAR_READ_MPS_WIDTH` an arbitrary large line width will be accepted.

The free MPS format is default. To change to the strict and other formats use the parameter `MSK_IPAR_READ_MPS_FORMAT`.

Warning: This file format is to a large extent deprecated. While it can still be used for linear and quadratic problems, for conic problems the [Sec. 14.5](#) is recommended.

14.3 The OPF Format

The *Optimization Problem Format (OPF)* is an alternative to LP and MPS files for specifying optimization problems. It is row-oriented, inspired by the CPLEX LP format.

Apart from containing objective, constraints, bounds etc. it may contain complete or partial solutions, comments and extra information relevant for solving the problem. It is designed to be easily read and modified by hand and to be forward compatible with possible future extensions.

Intended use

The OPF file format is meant to replace several other files:

- The LP file format: Any problem that can be written as an LP file can be written as an OPF file too; furthermore it naturally accommodates ranged constraints and variables as well as arbitrary characters in names, fixed expressions in the objective, empty constraints, and conic constraints.
- Parameter files: It is possible to specify integer, double and string parameters along with the problem (or in a separate OPF file).
- Solution files: It is possible to store a full or a partial solution in an OPF file and later reload it.

14.3.1 The File Format

The format uses tags to structure data. A simple example with the basic sections may look like this:

```
[comment]
This is a comment. You may write almost anything here...
[/comment]

# This is a single-line comment.

[objective min 'myobj']
x + 3 y + x^2 + 3 y^2 + z + 1
[/objective]

[constraints]
[con 'con01'] 4 <= x + y  [/con]
[/constraints]

[bounds]
[b] -10 <= x,y <= 10  [/b]

[cone quad] x,y,z [/cone]
[/bounds]
```

A scope is opened by a tag of the form `[tag]` and closed by a tag of the form `[/tag]`. An opening tag may accept a list of unnamed and named arguments, for examples:

```
[tag value] tag with one unnamed argument [/tag]
[tag arg=value] tag with one named argument [/tag]
```

Unnamed arguments are identified by their order, while named arguments may appear in any order, but never before an unnamed argument. The `value` can be a quoted, single-quoted or double-quoted text string, i.e.

```
[tag 'value']      single-quoted value [/tag]
[tag arg='value'] single-quoted value [/tag]
[tag "value"]     double-quoted value [/tag]
[tag arg="value"] double-quoted value [/tag]
```

14.3.2 Sections

The recognized tags are

[comment]

A comment section. This can contain *almost* any text: Between single quotes (') or double quotes (") any text may appear. Outside quotes the markup characters ([and]) must be prefixed by backslashes. Both single and double quotes may appear alone or inside a pair of quotes if it is prefixed by a backslash.

[objective]

The objective function: This accepts one or two parameters, where the first one (in the above example `min`) is either `min` or `max` (regardless of case) and defines the objective sense, and the second one (above `myobj`), if present, is the objective name. The section may contain linear and quadratic expressions.

If several objectives are specified, all but the last are ignored.

[constraints]

This does not directly contain any data, but may contain subsections `con` defining a linear constraint.

[con]

Defines a single constraint; if an argument is present (`[con NAME]`) this is used as the name of the constraint, otherwise it is given a null-name. The section contains a constraint definition written as linear and quadratic expressions with a lower bound, an upper bound, with both or with an equality. Examples:

```
[constraints]
[con 'con1'] 0 <= x + y      [/con]
[con 'con2'] 0 >= x + y      [/con]
[con 'con3'] 0 <= x + y <= 10 [/con]
[con 'con4']      x + y = 10 [/con]
[/constraints]
```

Constraint names are unique. If a constraint is specified which has the same name as a previously defined constraint, the new constraint replaces the existing one.

[bounds]

This does not directly contain any data, but may contain subsections `b` (linear bounds on variables) and `cone` (cones).

[b]

Bound definition on one or several variables separated by comma (,). An upper or lower bound on a variable replaces any earlier defined bound on that variable. If only one bound (upper or lower) is given only this bound is replaced. This means that upper and lower bounds can be specified separately. So the OPF bound definition:

```
[b] x,y >= -10 [/b]
[b] x,y <= 10  [/b]
```

results in the bound $-10 \leq x, y \leq 10$.

[cone]

Specifies a cone. A cone is defined as a sequence of variables which belong to a single unique cone. The supported cone types are:

- **quad**: a quadratic cone of n variables x_1, \dots, x_n defines a constraint of the form

$$x_1^2 \geq \sum_{i=2}^n x_i^2, \quad x_1 \geq 0.$$

- **rquad**: a rotated quadratic cone of n variables x_1, \dots, x_n defines a constraint of the form

$$2x_1x_2 \geq \sum_{i=3}^n x_i^2, \quad x_1, x_2 \geq 0.$$

- **pexp**: primal exponential cone of 3 variables x_1, x_2, x_3 defines a constraint of the form

$$x_1 \geq x_2 \exp(x_3/x_2), \quad x_1, x_2 \geq 0.$$

- **ppow** with parameter $0 < \alpha < 1$: primal power cone of n variables x_1, \dots, x_n defines a constraint of the form

$$x_1^\alpha x_2^{1-\alpha} \geq \sqrt{\sum_{j=3}^n x_j^2}, \quad x_1, x_2 \geq 0.$$

- **dexp**: dual exponential cone of 3 variables x_1, x_2, x_3 defines a constraint of the form

$$x_1 \geq -x_3 e^{-1} \exp(x_2/x_3), \quad x_3 \leq 0, x_1 \geq 0.$$

- **dpow** with parameter $0 < \alpha < 1$: dual power cone of n variables x_1, \dots, x_n defines a constraint of the form

$$\left(\frac{x_1}{\alpha}\right)^\alpha \left(\frac{x_2}{1-\alpha}\right)^{1-\alpha} \geq \sqrt{\sum_{j=3}^n x_j^2}, \quad x_1, x_2 \geq 0.$$

- **zero**: zero cone of n variables x_1, \dots, x_n defines a constraint of the form

$$x_1 = \dots = x_n = 0$$

A [bounds]-section example:

```
[bounds]
[b] 0 <= x,y <= 10 [/b] # ranged bound
[b] 10 >= x,y >= 0 [/b] # ranged bound
[b] 0 <= x,y <= inf [/b] # using inf
[b] x,y free [/b] # free variables
# Let (x,y,z,w) belong to the cone K
[cone rquad] x,y,z,w [/cone] # rotated quadratic cone
[cone ppow '3e-01' 'a'] x1, x2, x3 [/cone] # power cone with alpha=1/3 and name 'a'
[/bounds]
```

By default all variables are free.

[variables]

This defines an ordering of variables as they should appear in the problem. This is simply a space-separated list of variable names.

[integer]

This contains a space-separated list of variables and defines the constraint that the listed variables must be integer-valued.

[hints]

This may contain only non-essential data; for example estimates of the number of variables, constraints and non-zeros. Placed before all other sections containing data this may reduce the time spent reading the file.

In the `hints` section, any subsection which is not recognized by **MOSEK** is simply ignored. In this section a hint is defined as follows:

```
[hint ITEM] value [/hint]
```

The hints recognized by **MOSEK** are:

- `numvar` (number of variables),
- `numcon` (number of linear/quadratic constraints),
- `numanz` (number of linear non-zeros in constraints),
- `numqnz` (number of quadratic non-zeros in constraints).

[solutions]

This section can contain a set of full or partial solutions to a problem. Each solution must be specified using a `[solution]`-section, i.e.

```
[solutions]
[solution]...[/solution] #solution 1
[solution]...[/solution] #solution 2
#other solutions...
[solution]...[/solution] #solution n
[/solutions]
```

The syntax of a `[solution]`-section is the following:

```
[solution SOLTYPE status=STATUS]...[/solution]
```

where `SOLTYPE` is one of the strings

- `interior`, a non-basic solution,
- `basic`, a basic solution,
- `integer`, an integer solution,

and `STATUS` is one of the strings

- `UNKNOWN`,
- `OPTIMAL`,
- `INTEGER_OPTIMAL`,
- `PRIM_FEAS`,
- `DUAL_FEAS`,
- `PRIM_AND_DUAL_FEAS`,

- NEAR_OPTIMAL,
- NEAR_PRIM_FEAS,
- NEAR_DUAL_FEAS,
- NEAR_PRIM_AND_DUAL_FEAS,
- PRIM_INFEAS_CER,
- DUAL_INFEAS_CER,
- NEAR_PRIM_INFEAS_CER,
- NEAR_DUAL_INFEAS_CER,
- NEAR_INTEGER_OPTIMAL.

Most of these values are irrelevant for input solutions; when constructing a solution for simplex hot-start or an initial solution for a mixed integer problem the safe setting is UNKNOWN.

A [solution]-section contains [con] and [var] sections. Each [con] and [var] section defines solution information for a single variable or constraint, specified as list of KEYWORD/value pairs, in any order, written as

```
KEYWORD=value
```

Allowed keywords are as follows:

- **sk**. The status of the item, where the **value** is one of the following strings:
 - LOW, the item is on its lower bound.
 - UPR, the item is on its upper bound.
 - FIX, it is a fixed item.
 - BAS, the item is in the basis.
 - SUPBAS, the item is super basic.
 - UNK, the status is unknown.
 - INF, the item is outside its bounds (infeasible).
- **lv1** Defines the level of the item.
- **s1** Defines the level of the dual variable associated with its lower bound.
- **su** Defines the level of the dual variable associated with its upper bound.
- **sn** Defines the level of the variable associated with its cone.
- **y** Defines the level of the corresponding dual variable (for constraints only).

A [var] section should always contain the items **sk**, **lv1**, **s1** and **su**. Items **s1** and **su** are not required for integer solutions.

A [con] section should always contain **sk**, **lv1**, **s1**, **su** and **y**.

An example of a solution section

```
[solution basic status=UNKNOWN]
[var x0] sk=LOW    lv1=5.0    [/var]
[var x1] sk=UPR    lv1=10.0   [/var]
[var x2] sk=SUPBAS lv1=2.0    s1=1.5 su=0.0 [/var]

[con c0] sk=LOW    lv1=3.0 y=0.0 [/con]
[con c0] sk=UPR    lv1=0.0 y=5.0 [/con]
[/solution]
```

- [vendor] This contains solver/vendor specific data. It accepts one argument, which is a vendor ID – for **MOSEK** the ID is simply `mosek` – and the section contains the subsection `parameters` defining solver parameters. When reading a vendor section, any unknown vendor can be safely ignored. This is described later.

Comments using the `#` may appear anywhere in the file. Between the `#` and the following line-break any text may be written, including markup characters.

14.3.3 Numbers

Numbers, when used for parameter values or coefficients, are written in the usual way by the `printf` function. That is, they may be prefixed by a sign (+ or -) and may contain an integer part, decimal part and an exponent. The decimal point is always `.` (a dot). Some examples are

```
1
1.0
.0
1.
1e10
1e+10
1e-10
```

Some *invalid* examples are

```
e10 # invalid, must contain either integer or decimal part
. # invalid
.e10 # invalid
```

More formally, the following standard regular expression describes numbers as used:

```
[+|-]?([0-9]+[.][0-9]*|[.][0-9]+)([eE][+|-]?[0-9]+)?
```

14.3.4 Names

Variable names, constraint names and objective name may contain arbitrary characters, which in some cases must be enclosed by quotes (single or double) that in turn must be preceded by a backslash. Unquoted names must begin with a letter (`a-z` or `A-Z`) and contain only the following characters: the letters `a-z` and `A-Z`, the digits `0-9`, braces (`{` and `}`) and underscore (`_`).

Some examples of legal names:

```
an_unquoted_name
another_name{123}
'single quoted name'
"double quoted name"
"name with \"quote\" in it"
"name with []s in it"
```

14.3.5 Parameters Section

In the `vendor` section solver parameters are defined inside the `parameters` subsection. Each parameter is written as

```
[p PARAMETER_NAME] value [/p]
```

where `PARAMETER_NAME` is replaced by a **MOSEK** parameter name, usually of the form `MSK_IPAR_...`, `MSK_DPAR_...` or `MSK_SPAR_...`, and the `value` is replaced by the value of that parameter; both integer values and named values may be used. Some simple examples are

```
[vendor mosek]
[parameters]
[p MSK_IPAR_OPF_MAX_TERMS_PER_LINE] 10    [/p]
[p MSK_IPAR_OPF_WRITE_PARAMETERS]    MSK_ON [/p]
[p MSK_DPAR_DATA_TOL_BOUND_INF]     1.0e18 [/p]
[/parameters]
[/vendor]
```

14.3.6 Writing OPF Files from MOSEK

To write an OPF file then make sure the file extension is .opf.

Then modify the following parameters to define what the file should contain:

<i>MSK_IPAR_OPF_WRITE_SOL_BAS</i>	Include basic solution, if defined.
<i>MSK_IPAR_OPF_WRITE_SOL_ITG</i>	Include integer solution, if defined.
<i>MSK_IPAR_OPF_WRITE_SOL_ITR</i>	Include interior solution, if defined.
<i>MSK_IPAR_OPF_WRITE_SOLUTION</i>	Include solutions if they are defined. If this is off, no solutions are included.
<i>MSK_IPAR_OPF_WRITE_HEADER</i>	Include a small header with comments.
<i>MSK_IPAR_OPF_WRITE_PROBLEM</i>	Include the problem itself — objective, constraints and bounds.
<i>MSK_IPAR_OPF_WRITE_PARAMETE</i>	Include all parameter settings.
<i>MSK_IPAR_OPF_WRITE_HINTS</i>	Include hints about the size of the problem.

14.3.7 Examples

This section contains a set of small examples written in OPF and describing how to formulate linear, quadratic and conic problems.

Linear Example lo1.opf

Consider the example:

$$\begin{array}{rcl}
 \text{maximize} & 3x_0 & + 1x_1 & + 5x_2 & + 1x_3 \\
 \text{subject to} & 3x_0 & + 1x_1 & + 2x_2 & & = 30, \\
 & 2x_0 & + 1x_1 & + 3x_2 & + 1x_3 & \geq 15, \\
 & & & 2x_1 & & + 3x_3 & \leq 25,
 \end{array}$$

having the bounds

$$\begin{array}{rcl}
 0 & \leq & x_0 & \leq & \infty, \\
 0 & \leq & x_1 & \leq & 10, \\
 0 & \leq & x_2 & \leq & \infty, \\
 0 & \leq & x_3 & \leq & \infty.
 \end{array}$$

In the OPF format the example is displayed as shown in [Listing 14.1](#).

Listing 14.1: Example of an OPF file for a linear problem.

```
[comment]
  The lo1 example in OPF format
[/comment]

[hints]
  [hint NUMVAR] 4 [/hint]
  [hint NUMCON] 3 [/hint]
  [hint NUMANZ] 9 [/hint]
[/hints]
```

(continues on next page)

```

[variables disallow_new_variables]
  x1 x2 x3 x4
[/variables]

[objective maximize 'obj']
  3 x1 + x2 + 5 x3 + x4
[/objective]

[constraints]
  [con 'c1'] 3 x1 +   x2 + 2 x3           = 30 [/con]
  [con 'c2'] 2 x1 +   x2 + 3 x3 +   x4 >= 15 [/con]
  [con 'c3']           2 x2           + 3 x4 <= 25 [/con]
[/constraints]

[bounds]
  [b] 0 <= * [/b]
  [b] 0 <= x2 <= 10 [/b]
[/bounds]

```

Quadratic Example qo1.opf

An example of a quadratic optimization problem is

$$\begin{aligned}
 & \text{minimize} && x_1^2 + 0.1x_2^2 + x_3^2 - x_1x_3 - x_2 \\
 & \text{subject to} && 1 \leq x_1 + x_2 + x_3, \\
 & && x \geq 0.
 \end{aligned}$$

This can be formulated in `opf` as shown below.

Listing 14.2: Example of an OPF file for a quadratic problem.

```

[comment]
  The qo1 example in OPF format
[/comment]

[hints]
  [hint NUMVAR] 3 [/hint]
  [hint NUMCON] 1 [/hint]
  [hint NUMANZ] 3 [/hint]
  [hint NUMQNZ] 4 [/hint]
[/hints]

[variables disallow_new_variables]
  x1 x2 x3
[/variables]

[objective minimize 'obj']
  # The quadratic terms are often written with a factor of 1/2 as here,
  # but this is not required.

  - x2 + 0.5 ( 2.0 x1 ^ 2 - 2.0 x3 * x1 + 0.2 x2 ^ 2 + 2.0 x3 ^ 2 )
[/objective]

[constraints]
  [con 'c1'] 1.0 <= x1 + x2 + x3 [/con]
[/constraints]

```

(continues on next page)

```
[bounds]
[b] 0 <= * [/b]
[/bounds]
```

Conic Quadratic Example `cqo1.opf`

Consider the example:

$$\begin{aligned}
 &\text{minimize} && x_3 + x_4 + x_5 \\
 &\text{subject to} && x_0 + x_1 + 2x_2 = 1, \\
 & && x_0, x_1, x_2 \geq 0, \\
 & && x_3 \geq \sqrt{x_0^2 + x_1^2}, \\
 & && 2x_4x_5 \geq x_2^2.
 \end{aligned}$$

Please note that the type of the cones is defined by the parameter to `[cone ...]`; the content of the cone-section is the names of variables that belong to the cone. The resulting OPF file is in [Listing 14.3](#).

Listing 14.3: Example of an OPF file for a conic quadratic problem.

```
[comment]
  The cqo1 example in OPF format.
[/comment]

[hints]
[ hint NUMVAR] 6 [/hint]
[ hint NUMCON] 1 [/hint]
[ hint NUMANZ] 3 [/hint]
[/hints]

[variables disallow_new_variables]
  x1 x2 x3 x4 x5 x6
[/variables]

[objective minimize 'obj']
  x4 + x5 + x6
[/objective]

[constraints]
[con 'c1'] x1 + x2 + 2e+00 x3 = 1e+00 [/con]
[/constraints]

[bounds]
# We let all variables default to the positive orthant
[b] 0 <= * [/b]

# ...and change those that differ from the default
[b] x4,x5,x6 free [/b]

# Define quadratic cone: x4 >= sqrt( x1^2 + x2^2 )
[cone quad 'k1'] x4, x1, x2 [/cone]

# Define rotated quadratic cone: 2 x5 x6 >= x3^2
[cone rquad 'k2'] x5, x6, x3 [/cone]
[/bounds]
```

Mixed Integer Example milo1.opf

Consider the mixed integer problem:

$$\begin{aligned} & \text{maximize} && x_0 + 0.64x_1 \\ & \text{subject to} && 50x_0 + 31x_1 \leq 250, \\ & && 3x_0 - 2x_1 \geq -4, \\ & && x_0, x_1 \geq 0 \quad \text{and integer} \end{aligned}$$

This can be implemented in OPF with the file in [Listing 14.4](#).

Listing 14.4: Example of an OPF file for a mixed-integer linear problem.

```
[comment]
  The milo1 example in OPF format
[/comment]

[hints]
  [hint NUMVAR] 2 [/hint]
  [hint NUMCON] 2 [/hint]
  [hint NUMANZ] 4 [/hint]
[/hints]

[variables disallow_new_variables]
  x1 x2
[/variables]

[objective maximize 'obj']
  x1 + 6.4e-1 x2
[/objective]

[constraints]
  [con 'c1'] 5e+1 x1 + 3.1e+1 x2 <= 2.5e+2 [/con]
  [con 'c2'] -4 <= 3 x1 - 2 x2 [/con]
[/constraints]

[bounds]
  [b] 0 <= * [/b]
[/bounds]

[integer]
  x1 x2
[/integer]
```

14.4 The CBF Format

This document constitutes the technical reference manual of the *Conic Benchmark Format* with file extension: `.cbf` or `.CBF`. It unifies linear, second-order cone (also known as conic quadratic), exponential cone, power cone and semidefinite optimization with mixed-integer variables. The format has been designed with benchmark libraries in mind, and therefore focuses on compact and easily parsable representations. The CBF format separates problem structure from the problem data.

14.4.1 How Instances Are Specified

This section defines the spectrum of conic optimization problems that can be formulated in terms of the keywords of the CBF format.

In the CBF format, conic optimization problems are considered in the following form:

$$\begin{aligned}
 & \min / \max && g^{obj} \\
 \text{s.t.} &&& g_i \in \mathcal{K}_i, \quad i \in \mathcal{I}, \\
 &&& G_i \in \mathcal{K}_i, \quad i \in \mathcal{I}^{PSD}, \\
 &&& x_j \in \mathcal{K}_j, \quad j \in \mathcal{J}, \\
 &&& \bar{X}_j \in \mathcal{K}_j, \quad j \in \mathcal{J}^{PSD}.
 \end{aligned} \tag{14.10}$$

- **Variables** are either scalar variables, x_j for $j \in \mathcal{J}$, or matrix variables, \bar{X}_j for $j \in \mathcal{J}^{PSD}$. Scalar variables can also be declared as integer.
- **Constraints** are affine expressions of the variables, either scalar-valued g_i for $i \in \mathcal{I}$, or matrix-valued G_i for $i \in \mathcal{I}^{PSD}$

$$\begin{aligned}
 g_i &= \sum_{j \in \mathcal{J}^{PSD}} \langle F_{ij}, X_j \rangle + \sum_{j \in \mathcal{J}} a_{ij} x_j + b_i, \\
 G_i &= \sum_{j \in \mathcal{J}} x_j H_{ij} + D_i.
 \end{aligned}$$

- The **objective function** is a scalar-valued affine expression of the variables, either to be minimized or maximized. We refer to this expression as g^{obj}

$$g^{obj} = \sum_{j \in \mathcal{J}^{PSD}} \langle F_j^{obj}, X_j \rangle + \sum_{j \in \mathcal{J}} a_j^{obj} x_j + b^{obj}.$$

As of version 4 of the format, CBF files can represent the following non-parametric cones \mathcal{K} :

- **Free domain** - A cone in the linear family defined by

$$\{x \in \mathbb{R}^n\}, \text{ for } n \geq 1.$$

- **Positive orthant** - A cone in the linear family defined by

$$\{x \in \mathbb{R}^n \mid x_j \geq 0 \text{ for } j = 1, \dots, n\}, \text{ for } n \geq 1.$$

- **Negative orthant** - A cone in the linear family defined by

$$\{x \in \mathbb{R}^n \mid x_j \leq 0 \text{ for } j = 1, \dots, n\}, \text{ for } n \geq 1.$$

- **Fixpoint zero** - A cone in the linear family defined by

$$\{x \in \mathbb{R}^n \mid x_j = 0 \text{ for } j = 1, \dots, n\}, \text{ for } n \geq 1.$$

- **Quadratic cone** - A cone in the second-order cone family defined by

$$\left\{ \begin{pmatrix} p \\ x \end{pmatrix} \in \mathbb{R} \times \mathbb{R}^{n-1}, p^2 \geq x^T x, p \geq 0 \right\}, \text{ for } n \geq 2.$$

- **Rotated quadratic cone** - A cone in the second-order cone family defined by

$$\left\{ \begin{pmatrix} p \\ q \\ x \end{pmatrix} \in \mathbb{R} \times \mathbb{R} \times \mathbb{R}^{n-2}, 2pq \geq x^T x, p \geq 0, q \geq 0 \right\}, \text{ for } n \geq 3.$$

- **Exponential cone** - A cone in the exponential cone family defined by

$$\text{cl}(S_1) = S_1 \cup S_2$$

where,

$$S_1 = \left\{ \begin{pmatrix} t \\ s \\ r \end{pmatrix} \in \mathbb{R}^3, t \geq s e^{\frac{r}{s}}, s \geq 0 \right\}.$$

and,

$$S_2 = \left\{ \begin{pmatrix} t \\ s \\ r \end{pmatrix} \in \mathbb{R}^3, t \geq 0, r \leq 0, s = 0 \right\}.$$

- **Dual Exponential cone** - A cone in the exponential cone family defined by

$$\text{cl}(S_1) = S_1 \cup S_2$$

where,

$$S_1 = \left\{ \begin{pmatrix} t \\ s \\ r \end{pmatrix} \in \mathbb{R}^3, et \geq (-r)e^{\frac{s}{r}}, -r \geq 0 \right\}.$$

and,

$$S_2 = \left\{ \begin{pmatrix} t \\ s \\ r \end{pmatrix} \in \mathbb{R}^3, et \geq 0, s \geq 0, r = 0 \right\}.$$

- **Radial geometric mean cone** - A cone in the power cone family defined by

$$\left\{ \begin{pmatrix} p \\ x \end{pmatrix} \in \mathbb{R}_+^k \times \mathbb{R}^1, \left(\prod_{j=1}^k p_j \right)^{\frac{1}{k}} \geq |x| \right\}, \text{ for } n = k + 1 \geq 2.$$

- **Dual radial geometric mean cone** - A cone in the power cone family defined by

$$\left\{ \begin{pmatrix} p \\ x \end{pmatrix} \in \mathbb{R}_+^k \times \mathbb{R}^1, \left(\prod_{j=1}^k k p_j \right)^{\frac{1}{k}} \geq |x| \right\}, \text{ for } n = k + 1 \geq 2.$$

and, the following parametric cones:

- **Radial power cone** - A cone in the power cone family defined by

$$\left\{ \begin{pmatrix} p \\ x \end{pmatrix} \in \mathbb{R}_+^k \times \mathbb{R}^{n-k}, \left(\prod_{j=1}^k p_j^{\alpha_j} \right)^{\frac{1}{\sigma}} \geq \|x\|_2 \right\}, \text{ for } n \geq k \geq 1.$$

where, $\sigma = \sum_{j=1}^k \alpha_j$ and $\alpha = \mathbb{R}_{++}^k$.

- **Dual radial power cone** - A cone in the power cone family defined by

$$\left\{ \begin{pmatrix} p \\ x \end{pmatrix} \in \mathbb{R}_+^k \times \mathbb{R}^{n-k}, \left(\prod_{j=1}^k \left(\frac{\sigma p_j}{\alpha_j} \right)^{\alpha_j} \right)^{\frac{1}{\sigma}} \geq \|x\|_2 \right\}, \text{ for } n \geq k \geq 1.$$

where, $\sigma = \sum_{j=1}^k \alpha_j$ and $\alpha = \mathbb{R}_{++}^k$.

14.4.2 The Structure of CBF Files

This section defines how information is written in the CBF format, without being specific about the type of information being communicated.

All information items belong to exactly one of the three groups of information. These information groups, and the order they must appear in, are:

1. File format.
2. Problem structure.
3. Problem data.

The first group, file format, provides information on how to interpret the file. The second group, problem structure, provides the information needed to deduce the type and size of the problem instance. Finally, the third group, problem data, specifies the coefficients and constants of the problem instance.

Information items

The format is composed as a list of information items. The first line of an information item is the **KEYWORD**, revealing the type of information provided. The second line - of some keywords only - is the **HEADER**, typically revealing the size of information that follows. The remaining lines are the **BODY** holding the actual information to be specified.

```
KEYWORD
BODY
```

```
KEYWORD
HEADER
BODY
```

The **KEYWORD** determines how each line in the **HEADER** and **BODY** is structured. Moreover, the number of lines in the **BODY** follows either from the **KEYWORD**, the **HEADER**, or from another information item required to precede it.

File encoding and line width restrictions

The format is based on the US-ASCII printable character set with two extensions as listed below. Note, by definition, that none of these extensions can be misinterpreted as printable US-ASCII characters:

- A line feed marks the end of a line, carriage returns are ignored.
- Comment-lines may contain unicode characters in UTF-8 encoding.

The line width is restricted to 512 bytes, with 3 bytes reserved for the potential carriage return, line feed and null-terminator.

Integers and floating point numbers must follow the ISO C decimal string representation in the standard C locale. The format does not impose restrictions on the magnitude of, or number of significant digits in numeric data, but the use of 64-bit integers and 64-bit IEEE 754 floating point numbers should be sufficient to avoid loss of precision.

Comment-line and whitespace rules

The format allows single-line comments respecting the following rule:

- Lines having first byte equal to '#' (US-ASCII 35) are comments, and should be ignored. Comments are only allowed between information items.

Given that a line is not a comment-line, whitespace characters should be handled according to the following rules:

- Leading and trailing whitespace characters should be ignored.
 - The separator between multiple pieces of information on one line, is either one or more whitespace characters.
- Lines containing only whitespace characters are empty, and should be ignored. Empty lines are only allowed between information items.

14.4.3 Problem Specification

The problem structure

The problem structure defines the objective sense, whether it is minimization and maximization. It also defines the index sets, \mathcal{J} , \mathcal{J}^{PSD} , \mathcal{I} and \mathcal{I}^{PSD} , which are all numbered from zero, $\{0, 1, \dots\}$, and empty until explicitly constructed.

- **Scalar variables** are constructed in vectors restricted to a conic domain, such as $(x_0, x_1) \in \mathbb{R}_+^2$, $(x_2, x_3, x_4) \in \mathcal{Q}^3$, etc. In terms of the Cartesian product, this generalizes to

$$x \in \mathcal{K}_1^{n_1} \times \mathcal{K}_2^{n_2} \times \dots \times \mathcal{K}_k^{n_k}$$

which in the CBF format becomes:

```
VAR
n k
K1 n1
K2 n2
...
Kk nk
```

where $\sum_i n_i = n$ is the total number of scalar variables. The list of supported cones is found in Table 14.3. Integrality of scalar variables can be specified afterwards.

- **PSD variables** are constructed one-by-one. That is, $X_j \succeq \mathbf{0}^{n_j \times n_j}$ for $j \in \mathcal{J}^{PSD}$, constructs a matrix-valued variable of size $n_j \times n_j$ restricted to be symmetric positive semidefinite. In the CBF format, this list of constructions becomes:

```

PSDVAR
N
n1
n2
...
nN

```

where N is the total number of PSD variables.

- **Scalar constraints** are constructed in vectors restricted to a conic domain, such as $(g_0, g_1) \in \mathbb{R}_+^2$, $(g_2, g_3, g_4) \in \mathcal{Q}^3$, etc. In terms of the Cartesian product, this generalizes to

$$g \in \mathcal{K}_1^{m_1} \times \mathcal{K}_2^{m_2} \times \dots \times \mathcal{K}_k^{m_k}$$

which in the CBF format becomes:

```

CON
m k
K1 m1
K2 m2
..
Kk mk

```

where $\sum_i m_i = m$ is the total number of scalar constraints. The list of supported cones is found in [Table 14.3](#).

- **PSD constraints** are constructed one-by-one. That is, $G_i \succeq \mathbf{0}^{m_i \times m_i}$ for $i \in \mathcal{I}^{PSD}$, constructs a matrix-valued affine expressions of size $m_i \times m_i$ restricted to be symmetric positive semidefinite. In the CBF format, this list of constructions becomes

```

PSDCON
M
m1
m2
..
mM

```

where M is the total number of PSD constraints.

With the objective sense, variables (with integer indications) and constraints, the definitions of the many affine expressions follow in problem data.

Problem data

The problem data defines the coefficients and constants of the affine expressions of the problem instance. These are considered zero until explicitly defined, implying that instances with no keywords from this information group are, in fact, valid. Duplicating or conflicting information is a failure to comply with the standard. Consequently, two coefficients written to the same position in a matrix (or to transposed positions in a symmetric matrix) is an error.

The affine expressions of the objective, g^{obj} , of the scalar constraints, g_i , and of the PSD constraints, G_i , are defined separately. The following notation uses the standard trace inner product for matrices, $\langle X, Y \rangle = \sum_{i,j} X_{ij} Y_{ij}$.

- The affine expression of the objective is defined as

$$g^{obj} = \sum_{j \in \mathcal{J}^{PSD}} \langle F_j^{obj}, X_j \rangle + \sum_{j \in \mathcal{J}} a_j^{obj} x_j + b^{obj},$$

in terms of the symmetric matrices, F_j^{obj} , and scalars, a_j^{obj} and b^{obj} .

- The affine expressions of the scalar constraints are defined, for $i \in \mathcal{I}$, as

$$g_i = \sum_{j \in \mathcal{J}^{PSD}} \langle F_{ij}, X_j \rangle + \sum_{j \in \mathcal{J}} a_{ij} x_j + b_i,$$

in terms of the symmetric matrices, F_{ij} , and scalars, a_{ij} and b_i .

- The affine expressions of the PSD constraints are defined, for $i \in \mathcal{I}^{PSD}$, as

$$G_i = \sum_{j \in \mathcal{J}} x_j H_{ij} + D_i,$$

in terms of the symmetric matrices, H_{ij} and D_i .

List of cones

The format uses an explicit syntax for symmetric positive semidefinite cones as shown above. For scalar variables and constraints, constructed in vectors, the supported conic domains and their sizes are given as follows.

Table 14.3: Cones available in the CBF format

Name	CBF keyword	Cone family	Cone size
Free domain	F	linear	$n \geq 1$
Positive orthant	L+	linear	$n \geq 1$
Negative orthant	L-	linear	$n \geq 1$
Fixpoint zero	L=	linear	$n \geq 1$
Quadratic cone	Q	second-order	$n \geq 1$
Rotated quadratic cone	QR	second-order	$n \geq 2$
Exponential cone	EXP	exponential	$n = 3$
Dual exponential cone	EXP*	exponential	$n = 3$
Radial geometric mean cone	GMEANABS	power	$n = k + 1 \geq 2$
Dual radial geometric mean cone	GMEANABS*	power	$n = k + 1 \geq 2$
Radial power cone (parametric)	POW	power	$n \geq k \geq 1$
Dual radial power cone (parametric)	POW*	power	$n \geq k \geq 1$

14.4.4 File Format Keywords

VER

Description: The version of the Conic Benchmark Format used to write the file.

HEADER: None

BODY: One line formatted as:

```
INT
```

This is the version number.

Must appear exactly once in a file, as the first keyword.

POWCONES

Description: Define a lookup table for power cone domains.

HEADER: One line formatted as:

```
INT INT
```

This is the number of cones to be specified and the combined length of their dense parameter vectors.

BODY: A list of chunks each specifying the dense parameter vector of a power cone.

CHUNKHEADER: One line formatted as:

INT

This is the parameter vector length.

CHUNKBODY: A list of lines formatted as:

REAL

This is the parameter vector values. The number of lines should match the number stated in the chunk header.

The cone specified at index k (with 0-based indexing) is registered under the CBF name @ k :POW.

POW*CONES

Description: Define a lookup table for dual power cone domains.

HEADER: One line formatted as:

INT INT

This is the number of cones to be specified and the combined length of their dense parameter vectors.

BODY: A list of chunks each specifying the dense parameter vector of a dual power cone.

CHUNKHEADER: One line formatted as:

INT

This is the parameter vector length.

CHUNKBODY: A list of lines formatted as:

REAL

This is the parameter vector values. The number of lines should match the number stated in the chunk header.

The cone specified at index k (with 0-based indexing) is registered under the CBF name @ k :POW*.

OBJSENSE

Description: Define the objective sense.

HEADER: None

BODY: One line formatted as:

STR

having MIN indicates minimize, and MAX indicates maximize. Upper-case letters are required.

Must appear exactly once in a file.

PSDVAR

Description: Construct the PSD variables.

HEADER: One line formatted as:

INT

This is the number of PSD variables in the problem.

BODY: A list of lines formatted as:

INT

This indicates the number of rows (equal to the number of columns) in the matrix-valued PSD variable. The number of lines should match the number stated in the header.

VAR

Description: Construct the scalar variables.

HEADER: One line formatted as:

```
INT INT
```

This is the number of scalar variables, followed by the number of conic domains they are restricted to.

BODY: A list of lines formatted as:

```
STR INT
```

This indicates the cone name (see [Table 14.3](#)), and the number of scalar variables restricted to this cone. These numbers should add up to the number of scalar variables stated first in the header. The number of lines should match the second number stated in the header.

INT

Description: Declare integer requirements on a selected subset of scalar variables.

HEADER: one line formatted as:

```
INT
```

This is the number of integer scalar variables in the problem.

BODY: a list of lines formatted as:

```
INT
```

This indicates the scalar variable index $j \in \mathcal{J}$. The number of lines should match the number stated in the header.

Can only be used after the keyword **VAR**.

PSDCON

Description: Construct the PSD constraints.

HEADER: One line formatted as:

```
INT
```

This is the number of PSD constraints in the problem.

BODY: A list of lines formatted as:

```
INT
```

This indicates the number of rows (equal to the number of columns) in the matrix-valued affine expression of the PSD constraint. The number of lines should match the number stated in the header.

Can only be used after these keywords: **PSDVAR**, **VAR**.

CON

Description: Construct the scalar constraints.

HEADER: One line formatted as:

```
INT INT
```

This is the number of scalar constraints, followed by the number of conic domains they restrict to.

BODY: A list of lines formatted as:

```
STR INT
```

This indicates the cone name (see [Table 14.3](#)), and the number of affine expressions restricted to this cone. These numbers should add up to the number of scalar constraints stated first in the header. The number of lines should match the second number stated in the header.

Can only be used after these keywords: **PSDVAR**, **VAR**

OBJFCOORD

Description: Input sparse coordinates (quadruplets) to define the symmetric matrices F_j^{obj} , as used in the objective.

HEADER: One line formatted as:

```
INT
```

This is the number of coordinates to be specified.

BODY: A list of lines formatted as:

```
INT INT INT REAL
```

This indicates the PSD variable index $j \in \mathcal{J}^{PSD}$, the row index, the column index and the coefficient value. The number of lines should match the number stated in the header.

OBJACOORD

Description: Input sparse coordinates (pairs) to define the scalars, a_j^{obj} , as used in the objective.

HEADER: One line formatted as:

```
INT
```

This is the number of coordinates to be specified.

BODY: A list of lines formatted as:

```
INT REAL
```

This indicates the scalar variable index $j \in \mathcal{J}$ and the coefficient value. The number of lines should match the number stated in the header.

OBJBCOORD

Description: Input the scalar, b^{obj} , as used in the objective.

HEADER: None.

BODY: One line formatted as:

```
REAL
```

This indicates the coefficient value.

FCOORD

Description: Input sparse coordinates (quintuplets) to define the symmetric matrices, F_{ij} , as used in the scalar constraints.

HEADER: One line formatted as:

```
INT
```

This is the number of coordinates to be specified.

BODY: A list of lines formatted as:

```
INT INT INT INT REAL
```

This indicates the scalar constraint index $i \in \mathcal{I}$, the PSD variable index $j \in \mathcal{J}^{PSD}$, the row index, the column index and the coefficient value. The number of lines should match the number stated in the header.

ACOORD

Description: Input sparse coordinates (triplets) to define the scalars, a_{ij} , as used in the scalar constraints.

HEADER: One line formatted as:

INT

This is the number of coordinates to be specified.

BODY: A list of lines formatted as:

INT INT REAL

This indicates the scalar constraint index $i \in \mathcal{I}$, the scalar variable index $j \in \mathcal{J}$ and the coefficient value. The number of lines should match the number stated in the header.

BCOORD

Description: Input sparse coordinates (pairs) to define the scalars, b_i , as used in the scalar constraints.

HEADER: One line formatted as:

INT

This is the number of coordinates to be specified.

BODY: A list of lines formatted as:

INT REAL

This indicates the scalar constraint index $i \in \mathcal{I}$ and the coefficient value. The number of lines should match the number stated in the header.

HCOORD

Description: Input sparse coordinates (quintuplets) to define the symmetric matrices, H_{ij} , as used in the PSD constraints.

HEADER: One line formatted as:

INT

This is the number of coordinates to be specified.

BODY: A list of lines formatted as

INT INT INT INT REAL

This indicates the PSD constraint index $i \in \mathcal{I}^{PSD}$, the scalar variable index $j \in \mathcal{J}$, the row index, the column index and the coefficient value. The number of lines should match the number stated in the header.

DCOORD

Description: Input sparse coordinates (quadruplets) to define the symmetric matrices, D_i , as used in the PSD constraints.

HEADER: One line formatted as

INT

This is the number of coordinates to be specified.

BODY: A list of lines formatted as:

INT INT INT REAL

This indicates the PSD constraint index $i \in \mathcal{I}^{PSD}$, the row index, the column index and the coefficient value. The number of lines should match the number stated in the header.

14.4.5 CBF Format Examples

Minimal Working Example

The conic optimization problem (14.11) , has three variables in a quadratic cone - first one is integer - and an affine expression in domain 0 (equality constraint).

$$\begin{aligned} & \text{minimize} && 5.1 x_0 \\ & \text{subject to} && 6.2 x_1 + 7.3 x_2 - 8.4 \in \{0\} \\ & && x \in \mathcal{Q}^3, x_0 \in \mathbb{Z}. \end{aligned} \tag{14.11}$$

Its formulation in the Conic Benchmark Format begins with the version of the CBF format used, to safeguard against later revisions.

```
VER
4
```

Next follows the problem structure, consisting of the objective sense, the number and domain of variables, the indices of integer variables, and the number and domain of scalar-valued affine expressions (i.e., the equality constraint).

```
OBJSENSE
MIN

VAR
3 1
Q 3

INT
1
0

CON
1 1
L= 1
```

Finally follows the problem data, consisting of the coefficients of the objective, the coefficients of the constraints, and the constant terms of the constraints. All data is specified on a sparse coordinate form.

```
OBJCOORD
1
0 5.1

ACCOORD
2
0 1 6.2
0 2 7.3

BCCOORD
1
0 -8.4
```

This concludes the example.

Mixing Linear, Second-order and Semidefinite Cones

The conic optimization problem (14.12), has a semidefinite cone, a quadratic cone over unordered subindices, and two equality constraints.

$$\begin{aligned}
 & \text{minimize} && \left\langle \begin{bmatrix} 2 & 1 & 0 \\ 1 & 2 & 1 \\ 0 & 1 & 2 \end{bmatrix}, X_1 \right\rangle + x_1 \\
 & \text{subject to} && \left\langle \begin{bmatrix} 1 & 0 & 0 \\ 0 & 1 & 0 \\ 0 & 0 & 1 \end{bmatrix}, X_1 \right\rangle + x_1 &= 1.0, \\
 & && \left\langle \begin{bmatrix} 1 & 1 & 1 \\ 1 & 1 & 1 \\ 1 & 1 & 1 \end{bmatrix}, X_1 \right\rangle + x_0 + x_2 &= 0.5, \\
 & && x_1 \geq \sqrt{x_0^2 + x_2^2}, \\
 & && X_1 \succeq \mathbf{0}.
 \end{aligned} \tag{14.12}$$

The equality constraints are easily rewritten to the conic form, $(g_0, g_1) \in \{0\}^2$, by moving constants such that the right-hand-side becomes zero. The quadratic cone does not fit under the VAR keyword in this variable permutation. Instead, it takes a scalar constraint $(g_2, g_3, g_4) = (x_1, x_0, x_2) \in \mathcal{Q}^3$, with scalar variables constructed as $(x_0, x_1, x_2) \in \mathbb{R}^3$. Its formulation in the CBF format is reported in the following list

```

# File written using this version of the Conic Benchmark Format:
#   | Version 4.
VER
4

# The sense of the objective is:
#   | Minimize.
OBJSENSE
MIN

# One PSD variable of this size:
#   | Three times three.
PSDVAR
1
3

# Three scalar variables in this one conic domain:
#   | Three are free.
VAR
3 1
F 3

# Five scalar constraints with affine expressions in two conic domains:
#   | Two are fixed to zero.
#   | Three are in conic quadratic domain.
CON
5 2
L= 2
Q 3

# Five coordinates in F^{obj}_j coefficients:
#   | F^{obj}[0][0,0] = 2.0
#   | F^{obj}[0][1,0] = 1.0
#   | and more...
OBJFCOORD
5

```

(continues on next page)

```

0 0 0 2.0
0 1 0 1.0
0 1 1 2.0
0 2 1 1.0
0 2 2 2.0

# One coordinate in a^{obj}_j coefficients:
#   | a^{obj}[1] = 1.0
OBJACOORD
1
1 1.0

# Nine coordinates in F_ij coefficients:
#   | F[0,0][0,0] = 1.0
#   | F[0,0][1,1] = 1.0
#   | and more...
FCOORD
9
0 0 0 0 1.0
0 0 1 1 1.0
0 0 2 2 1.0
1 0 0 0 1.0
1 0 1 0 1.0
1 0 2 0 1.0
1 0 1 1 1.0
1 0 2 1 1.0
1 0 2 2 1.0

# Six coordinates in a_ij coefficients:
#   | a[0,1] = 1.0
#   | a[1,0] = 1.0
#   | and more...
ACOORD
6
0 1 1.0
1 0 1.0
1 2 1.0
2 1 1.0
3 0 1.0
4 2 1.0

# Two coordinates in b_i coefficients:
#   | b[0] = -1.0
#   | b[1] = -0.5
BCOORD
2
0 -1.0
1 -0.5

```

Mixing Semidefinite Variables and Linear Matrix Inequalities

The standard forms in semidefinite optimization are usually based either on semidefinite variables or linear matrix inequalities. In the CBF format, both forms are supported and can even be mixed as shown.

$$\begin{aligned}
 & \text{minimize} && \left\langle \begin{bmatrix} 1 & 0 \\ 0 & 1 \end{bmatrix}, X_1 \right\rangle + x_1 + x_2 + 1 \\
 & \text{subject to} && \left\langle \begin{bmatrix} 0 & 1 \\ 1 & 0 \end{bmatrix}, X_1 \right\rangle - x_1 - x_2 && \geq 0.0, \\
 & && x_1 \begin{bmatrix} 0 & 1 \\ 1 & 3 \end{bmatrix} + x_2 \begin{bmatrix} 3 & 1 \\ 1 & 0 \end{bmatrix} - \begin{bmatrix} 1 & 0 \\ 0 & 1 \end{bmatrix} && \preceq \mathbf{0}, \\
 & && X_1 && \succeq \mathbf{0}.
 \end{aligned} \tag{14.13}$$

Its formulation in the CBF format is written in what follows

```

# File written using this version of the Conic Benchmark Format:
#   | Version 4.
VER
4

# The sense of the objective is:
#   | Minimize.
OBJSENSE
MIN

# One PSD variable of this size:
#   | Two times two.
PSDVAR
1
2

# Two scalar variables in this one conic domain:
#   | Two are free.
VAR
2 1
F 2

# One PSD constraint of this size:
#   | Two times two.
PSDCON
1
2

# One scalar constraint with an affine expression in this one conic domain:
#   | One is greater than or equal to zero.
CON
1 1
L+ 1

# Two coordinates in F^{obj}_j coefficients:
#   | F^{obj}[0][0,0] = 1.0
#   | F^{obj}[0][1,1] = 1.0
OBJFCOORD
2
0 0 0 1.0
0 1 1 1.0

# Two coordinates in a^{obj}_j coefficients:

```

(continues on next page)

```

#      | a^{obj}[0] = 1.0
#      | a^{obj}[1] = 1.0
OBJACOORD
2
0 1.0
1 1.0

# One coordinate in b^{obj} coefficient:
#      | b^{obj} = 1.0
OBJBCOORD
1.0

# One coordinate in F_{ij} coefficients:
#      | F[0,0][1,0] = 1.0
FCOORD
1
0 0 1 0 1.0

# Two coordinates in a_{ij} coefficients:
#      | a[0,0] = -1.0
#      | a[0,1] = -1.0
ACCOORD
2
0 0 -1.0
0 1 -1.0

# Four coordinates in H_{ij} coefficients:
#      | H[0,0][1,0] = 1.0
#      | H[0,0][1,1] = 3.0
#      | and more...
HCOORD
4
0 0 1 0 1.0
0 0 1 1 3.0
0 1 0 0 3.0
0 1 1 0 1.0

# Two coordinates in D_i coefficients:
#      | D[0][0,0] = -1.0
#      | D[0][1,1] = -1.0
DCCOORD
2
0 0 0 -1.0
0 1 1 -1.0

```

The exponential cone

The conic optimization problem (14.14), has one equality constraint, one quadratic cone constraint and an exponential cone constraint.

$$\begin{aligned} & \text{minimize} && x_0 - x_3 \\ & \text{subject to} && x_0 + 2x_1 - x_2 \in \{0\} \\ & && (5.0, x_0, x_1) \in \mathcal{Q}^3 \\ & && (x_2, 1.0, x_3) \in EXP. \end{aligned} \tag{14.14}$$

The nonlinear conic constraints enforce $\sqrt{x_0^2 + x_1^2} \leq 0.5$ and $x_3 \leq \log(x_2)$.

```
# File written using this version of the Conic Benchmark Format:
#       | Version 3.
VER
3

# The sense of the objective is:
#       | Minimize.
OBJSENSE
MIN

# Four scalar variables in this one conic domain:
#       | Four are free.
VAR
4 1
F 4

# Seven scalar constraints with affine expressions in three conic domains:
#       | One is fixed to zero.
#       | Three are in conic quadratic domain.
#       | Three are in exponential cone domain.
CON
7 3
L= 1
Q 3
EXP 3

# Two coordinates in a^{obj}_j coefficients:
#       | a^{obj}[0] = 1.0
#       | a^{obj}[3] = -1.0
OBJCOORD
2
0 1.0
3 -1.0

# Seven coordinates in a_ij coefficients:
#       | a[0,0] = 1.0
#       | a[0,1] = 2.0
#       | and more...
ACCOORD
7
0 0 1.0
0 1 2.0
0 2 -1.0
2 0 1.0
3 1 1.0
4 2 1.0
6 3 1.0
```

(continues on next page)

(continued from previous page)

```
# Two coordinates in b_i coefficients:
#       | b[1] = 5.0
#       | b[5] = 1.0
BCOORD
2
1 5.0
5 1.0
```

Parametric cones

The problem (14.15), has three variables in a power cone with parameter $\alpha_1 = (1, 1)$ and two power cone constraints each with parameter $\alpha_0 = (8, 1)$.

$$\begin{aligned} & \text{minimize} && x_3 \\ & \text{subject to} && (1.0, x_1, x_1 + x_2) \in POW_{\alpha_0} \\ & && (1.0, x_2, x_1 + x_2) \in POW_{\alpha_0} \\ & && x \in POW_{\alpha_1}. \end{aligned} \tag{14.15}$$

The nonlinear conic constraints enforce $x_3 \leq x_1 x_2$ and $x_1 + x_2 \leq \min(x_1^{\frac{1}{9}}, x_2^{\frac{1}{9}})$.

```
# File written using this version of the Conic Benchmark Format:
#       | Version 3.
VER
3

# Two power cone domains defined in a total of four parameters:
#       | @0:POW (specification 0) has two parameters:
#       | alpha[0] = 8.0.
#       | alpha[1] = 1.0.
#       | @1:POW (specification 1) has two parameters:
#       | alpha[0] = 1.0.
#       | alpha[1] = 1.0.
POWCONES
2 4
2
8.0
1.0
2
1.0
1.0

# The sense of the objective is:
#       | Maximize.
OBJSENSE
MAX

# Three scalar variable in this one conic domain:
#       | Three are in power cone domain (specification 1).
VAR
3 1
@1:POW 3

# Six scalar constraints with affine expressions in two conic domains:
#       | Three are in power cone domain (specification 0).
#       | Three are in power cone domain (specification 0).
```

(continues on next page)

```

CON
6 2
@0:POW 3
@0:POW 3

# One coordinate in a^{obj}_j coefficients:
#     | a^{obj}[2] = 1.0
OBJCOORD
1
2 1.0

# Six coordinates in a_ij coefficients:
#     | a[1,0] = 1.0
#     | a[2,0] = 1.0
#     | and more...
ACCOORD
6
1 0 1.0
2 0 1.0
2 1 1.0
4 1 1.0
5 0 1.0
5 1 1.0

# Two coordinates in b_i coefficients:
#     | b[0] = 1.0
#     | b[3] = 1.0
BCCOORD
2
0 1.0
3 1.0

```

14.5 The PTF Format

The PTF format is a human-readable, natural text format that supports all linear, conic and mixed-integer features.

14.5.1 The overall format

The format is indentation based, where each section is started by a head line and followed by a section body with deeper indentation than the head line. For example:

```

Header line
  Body line 1
  Body line 1
  Body line 1

```

Section can also be nested:

```

Header line A
  Body line in A
  Header line A.1
    Body line in A.1
    Body line in A.1
  Body line in A

```


The indentation of blank lines is ignored, so a subsection can contain a blank line with no indentation. The character # defines a line comment and anything between the # character and the end of the line is ignored.

In a PTF file, the first section must be a **Task** section. The order of the remaining section is arbitrary, and sections may occur multiple times or not at all.

MOSEK will ignore any top-level section it does not recognize.

Names

In the description of the format we use following definitions for name strings:

```
NAME: PLAIN_NAME | QUOTED_NAME
PLAIN_NAME: [a-zA-Z_] [a-zA-Z0-9_-.!|]
QUOTED_NAME: '"' ( [^'\\r\n] | "\\\" ( [\\rn] | \"x\" [0-9a-fA-F] [0-9a-fA-F] ) ) * '''
```

Expressions

An expression is a sum of terms. A term is either a linear term (a coefficient and a variable name, where the coefficient can be left out if it is 1.0), or a matrix inner product.

An expression:

```
EXPR: EMPTY | [+]? TERM ( [+]? TERM ) *
TERM: LINEAR_TERM | MATRIX_TERM
```

A linear term

```
LINEAR_TERM: FLOAT? NAME
```

A matrix term

```
MATRIX_TERM: "<" FLOAT? NAME ( [+]? FLOAT? NAME ) * ";" NAME ">"
```

Here the right-hand name is the name of a (semidefinite) matrix variable, and the left-hand side is a sum of symmetric matrixes. The actual matrixes are defined in a separate section.

Expressions can span multiple lines by giving subsequent lines a deeper indentation.

For example following two section are equivalent:

```
# Everything on one line:
x1 + x2 + x3 + x4

# Split into multiple lines:
x1
  + x2
  + x3
  + x4
```

14.5.2 Task section

The first section of the file must be a **Task**. The text in this section is not used and may contain comments, or meta-information from the writer or about the content.

Format:

```
Task NAME
  Anything goes here...
```

NAME is a the task name.

14.5.3 Objective section

The Objective section defines the objective name, sense and function. The format:

```
"Objective" NAME?  
  ( "Minimize" | "Maximize" ) EXPR
```

For example:

```
Objective 'obj'  
  Minimize x1 + 0.2 x2 + < M1 ; X1 >
```

14.5.4 Constraints section

The constraints section defines a series of constraints. A constraint defines a term $A \cdot x + b \in K$. For linear constraints A is just one row, while for conic constraints it can be multiple rows. If a constraint spans multiple rows these can either be written inline separated by semi-colons, or each expression in a separate sub-section.

Simple linear constraints:

```
"Constraints"  
  NAME? "[" [-+] (FLOAT | "Inf") (";" [-+] (FLOAT | "Inf"))? "]" EXPR
```

If the brackets contain two values, they are used as upper and lower bounds. If they contain one value the constraint is an equality.

For example:

```
Constraints  
'c1' [0;10] x1 + x2 + x3  
[0] x1 + x2 + x3
```

Constraint blocks put the expression either in a subsection or inline. The cone type (domain) is written in the brackets, and **MOSEK** currently supports following types:

- SOC(N) Second order cone of dimension N
- RSOC(N) Rotated second order cone of dimension N
- PSD(N) Symmetric positive semidefinite cone of dimension N. This contains $N*(N+1)/2$ elements.
- PEXP Primal exponential cone of dimension 3
- DEXP Dual exponential cone of dimension 3
- PPOW(N,P) Primal power cone of dimension N with parameter P
- DPOW(N,P) Dual power cone of dimension N with parameter P
- ZERO(N) The zero-cone of dimension N.

```
"Constraints"  
  NAME? "[" DOMAIN "]" EXPR_LIST
```

For example:

```
Constraints  
'K1' [SOC(3)] x1 + x2 ; x2 + x3 ; x3 + x1  
'K2' [RSOC(3)]  
  x1 + x2  
  x2 + x3  
  x3 + x1
```

14.5.5 Variables section

Any variable used in an expression must be defined in a variable section. The variable section defines each variable domain.

```
"Variables"
  NAME "[" [-+] (FLOAT | "Inf") (";" [-+] (FLOAT | "Inf"))? "]"
  NAME "[" DOMAIN "]" NAMES
```

For example, a linear variable

```
Variables
  x1 [0;Inf]
```

As with constraints, members of a conic domain can be listed either inline or in a subsection:

```
Variables
  k1 [SOC(3)] x1 ; x2 ; x3
  k2 [RSOC(3)]
    x1
    x2
    x3
```

14.5.6 Integer section

This section contains a list of variables that are integral. For example:

```
Integer
  x1 x2 x3
```

14.5.7 SymmetricMatrixes section

This section defines the symmetric matrixes used for matrix coefficients in matrix inner product terms. The section lists named matrixes, each with a size and a number of non-zeros. Only non-zeros in the lower triangular part should be defined.

```
"SymmetricMatrixes"
  NAME "SYMMAT" "(" INT ")" ( "(" INT "," INT "," FLOAT ")" ) *
  ...
```

For example:

```
SymmetricMatrixes
  M1 SYMMAT(3) (0,0,1.0) (1,1,2.0) (2,1,0.5)
  M2 SYMMAT(3)
    (0,0,1.0)
    (1,1,2.0)
    (2,1,0.5)
```

14.5.8 Solutions section

Each subsection defines a solution. A solution defines for each constraint and for each variable exactly one primal value and either one (for conic domains) or two (for linear domains) dual values. The values follow the same logic as in the **MOSEK C API**. A primal and a dual solution status defines the meaning of the values primal and dual (solution, certificate, unknown, etc.)

The format is this:

```
"Solutions"
  "Solution" WHICHSOL
    "ProblemStatus" PROSTA PROSTA?
  "SolutionStatus" SOLSTA SOLSTA?
  "Objective" FLOAT FLOAT
  "Variables"
    # Linear variable status: level, slx, sux
    NAME "[" STATUS "]" FLOAT (FLOAT FLOAT)?
    # Conic variable status: level, snx
    NAME
      "[" STATUS "]" FLOAT FLOAT?
    ...
  "Constraints"
    # Linear variable status: level, slx, sux
    NAME "[" STATUS "]" FLOAT (FLOAT FLOAT)?
    # Conic variable status: level, snx
    NAME
      "[" STATUS "]" FLOAT FLOAT?
    ...
```

Following values for WHICHSOL are supported:

- **interior** Interior solution, the result of an interior-point solver.
- **basic** Basic solution, as produced by a simplex solver.
- **integer** Integer solution, the solution to a mixed-integer problem. This does not define a dual solution.

Following values for PROSTA are supported:

- **unknown** The problem status is unknown
- **feasible** The problem has been proven feasible
- **infeasible** The problem has been proven infeasible
- **illposed** The problem has been proved to be ill posed
- **infeasible_or_unbounded** The problem is infeasible or unbounded

Following values for SOLSTA are supported:

- **unknown** The solution status is unknown
- **feasible** The solution is feasible
- **optimal** The solution is optimal
- **infeas_cert** The solution is a certificate of infeasibility
- **illposed_cert** The solution is a certificate of illposedness

Following values for STATUS are supported:

- **unknown** The value is unknown
- **super_basic** The value is super basic

- `at_lower` The value is basic and at its lower bound
- `at_upper` The value is basic and at its upper bound
- `fixed` The value is basic fixed
- `infinite` The value is at infinity

14.5.9 Examples

Linear example `lo1.ptf`

```
Task ''
# Written by MOSEK v10.0.13
# problemtype: Linear Problem
# number of linear variables: 4
# number of linear constraints: 3
# number of old-style A nonzeros: 9
Objective obj
  Maximize + 3 x1 + x2 + 5 x3 + x4
Constraints
  c1 [3e+1] + 3 x1 + x2 + 2 x3
  c2 [1.5e+1;+inf] + 2 x1 + x2 + 3 x3 + x4
  c3 [-inf;2.5e+1] + 2 x2 + 3 x4
Variables
  x1 [0;+inf]
  x2 [0;1e+1]
  x3 [0;+inf]
  x4 [0;+inf]
```

Conic example `cq01.ptf`

```
Task ''
# Written by MOSEK v10.0.17
# problemtype: Conic Problem
# number of linear variables: 6
# number of linear constraints: 1
# number of old-style cones: 0
# number of positive semidefinite variables: 0
# number of positive semidefinite matrixes: 0
# number of affine conic constraints: 2
# number of disjunctive constraints: 0
# number scalar affine expressions/nonzeros : 6/6
# number of old-style A nonzeros: 3
Objective obj
  Minimize + x4 + x5 + x6
Constraints
  c1 [1] + x1 + x2 + 2 x3
  k1 [QUAD(3)]
    @ac1: + x4
    @ac2: + x1
    @ac3: + x2
  k2 [RQUAD(3)]
    @ac4: + x5
    @ac5: + x6
    @ac6: + x3
Variables
```

(continues on next page)

```

x4
x1 [0;+inf]
x2 [0;+inf]
x5
x6
x3 [0;+inf]

```

Disjunctive example djc1.ptf

```

Task djc1
Objective ''
  Minimize + 2 'x[0]' + 'x[1]' + 3 'x[2]' + 'x[3]'
Constraints
  @c0 [-10;+inf] + 'x[0]' + 'x[1]' + 'x[2]' + 'x[3]'
  @D0 [OR]
    [AND]
      [NEGATIVE(1)]
        + 'x[0]' - 2 'x[1]' + 1
      [ZERO(2)]
        + 'x[2]'
        + 'x[3]'
    [AND]
      [NEGATIVE(1)]
        + 'x[2]' - 3 'x[3]' + 2
      [ZERO(2)]
        + 'x[0]'
        + 'x[1]'
  @D1 [OR]
    [ZERO(1)]
      + 'x[0]' - 2.5
    [ZERO(1)]
      + 'x[1]' - 2.5
    [ZERO(1)]
      + 'x[2]' - 2.5
    [ZERO(1)]
      + 'x[3]' - 2.5
Variables
  'x[0]'
  'x[1]'
  'x[2]'
  'x[3]'

```

14.6 The Task Format

The Task format is **MOSEK**'s native binary format. It contains a complete image of a **MOSEK** task, i.e.

- Problem data: Linear, conic, semidefinite and quadratic data
- Problem item names: Variable names, constraints names, cone names etc.
- Parameter settings
- Solutions

There are a few things to be aware of:

- Status of a solution read from a file will *always* be unknown.
- Parameter settings in a task file *always override* any parameters set on the command line or in a parameter file.

The format is based on the *TAR* (USTar) file format. This means that the individual pieces of data in a `.task` file can be examined by unpacking it as a *TAR* file. Please note that the inverse may not work: Creating a file using *TAR* will most probably not create a valid **MOSEK** Task file since the order of the entries is important.

14.7 The JSON Format

MOSEK provides the possibility to read/write problems and solutions in JSON format. The official JSON website <http://www.json.org> provides plenty of information along with the format definition. JSON is an industry standard for data exchange and JSON files can be easily written and read in most programming languages using dedicated libraries.

MOSEK uses two JSON-based formats:

- **JTASK**, for storing problem instances together with solutions and parameters. The JTASK format contains the same information as a native **MOSEK** task *task format*, that is a very close representation of the internal data storage in the task object.

You can write a JTASK file specifying the extension `.jtask`. When the parameter `MSK_IPAR_WRITE_JSON_INDENTATION` is set the JTASK file will be indented to slightly improve readability.

- **JSOL**, for storing solutions and information items.

It is not directly accessible via Rmosek package but only from the lower-level Optimizer API and command line tools.

14.7.1 JTASK Specification

The JTASK is a dictionary containing the following sections. All sections are optional and can be omitted if irrelevant for the problem.

- `$schema`: JSON schema.
- `Task/name`: The name of the task (string).
- `Task/INFO`: Information about problem data dimensions and similar. These are treated as hints when reading the file.
 - `numvar`: number of variables (int32).
 - `numcon`: number of constraints (int32).
 - `numcone`: number of cones (int32, deprecated).
 - `numbarvar`: number of symmetric matrix variables (int32).
 - `numanz`: number of nonzeros in A (int64).
 - `numsymmat`: number of matrices in the symmetric matrix storage E (int64).
 - `numafe`: number of affine expressions in AFE storage (int64).
 - `numfnz`: number of nonzeros in F (int64).
 - `numacc`: number of affine conic constraints (ACCs) (int64).
 - `numdjcc`: number of disjunctive constraints (DJCs) (int64).
 - `numdom`: number of domains (int64).
 - `mosekver`: MOSEK version (list(int32)).
- `Task/data`: Numerical and structural data of the problem.
 - `var`: Information about variables. All fields present must have the same length as `bk`. All or none of `bk`, `b1`, and `bu` must appear.

- * **name**: Variable names (list(string)).
- * **bk**: Bound keys (list(string)).
- * **bl**: Lower bounds (list(double)).
- * **bu**: Upper bounds (list(double)).
- * **type**: Variable types (list(string)).
- **con**: Information about linear constraints. All fields present must have the same length as **bk**. All or none of **bk**, **bl**, and **bu** must appear.
 - * **name**: Constraint names (list(string)).
 - * **bk**: Bound keys (list(string)).
 - * **bl**: Lower bounds (list(double)).
 - * **bu**: Upper bounds (list(double)).
- **barvar**: Information about symmetric matrix variables. All fields present must have the same length as **dim**.
 - * **name**: Barvar names (list(string)).
 - * **dim**: Dimensions (list(int32)).
- **objective**: Information about the objective.
 - * **name**: Objective name (string).
 - * **sense**: Objective sense (string).
 - * **c**: The linear part c of the objective as a sparse vector. Both arrays must have the same length.
 - **subj**: indices of nonzeros (list(int32)).
 - **val**: values of nonzeros (list(double)).
 - * **cfix**: Constant term in the objective (double).
 - * **Q**: The quadratic part Q^o of the objective as a sparse matrix, only lower-triangular part included. All arrays must have the same length.
 - **subi**: row indices of nonzeros (list(int32)).
 - **subj**: column indices of nonzeros (list(int32)).
 - **val**: values of nonzeros (list(double)).
 - * **barc**: The semidefinite part \bar{C} of the objective (list). Each element of the list is a list describing one entry \bar{C}_j using three fields:
 - index j (int32).
 - weights of the matrices from the storage E forming \bar{C}_j (list(double)).
 - indices of the matrices from the storage E forming \bar{C}_j (list(int64)).
- **A**: The linear constraint matrix A as a sparse matrix. All arrays must have the same length.
 - * **subi**: row indices of nonzeros (list(int32)).
 - * **subj**: column indices of nonzeros (list(int32)).
 - * **val**: values of nonzeros (list(double)).
- **bara**: The semidefinite part \bar{A} of the constraints (list). Each element of the list is a list describing one entry \bar{A}_{ij} using four fields:
 - * index i (int32).
 - * index j (int32).
 - * weights of the matrices from the storage E forming \bar{A}_{ij} (list(double)).
 - * indices of the matrices from the storage E forming \bar{A}_{ij} (list(int64)).
- **AFE**: The affine expression storage.
 - * **numafe**: number of rows in the storage (int64).
 - * **F**: The matrix F as a sparse matrix. All arrays must have the same length.
 - **subi**: row indices of nonzeros (list(int64)).
 - **subj**: column indices of nonzeros (list(int32)).
 - **val**: values of nonzeros (list(double)).

- * **g**: The vector g of constant terms as a sparse vector. Both arrays must have the same length.
 - **subi**: indices of nonzeros (list(int64)).
 - **val**: values of nonzeros (list(double)).
- * **barf**: The semidefinite part \bar{F} of the expressions in AFE storage (list). Each element of the list is a list describing one entry \bar{F}_{ij} using four fields:
 - index i (int64).
 - index j (int32).
 - weights of the matrices from the storage E forming \bar{F}_{ij} (list(double)).
 - indices of the matrices from the storage E forming \bar{F}_{ij} (list(int64)).
- **domains**: Information about domains. All fields present must have the same length as **type**.
 - * **name**: Domain names (list(string)).
 - * **type**: Description of the type of each domain (list). Each element of the list is a list describing one domain using at least one field:
 - domain type (string).
 - (except **pexp**, **dexp**) dimension (int64).
 - (only **ppow**, **dpow**) weights (list(double)).
- **ACC**: Information about affine conic constraints (ACC). All fields present must have the same length as **domain**.
 - * **name**: ACC names (list(string)).
 - * **domain**: Domains (list(int64)).
 - * **afeidx**: AFE indices, grouped by ACC (list(list(int64))).
 - * **b**: constant vectors b , grouped by ACC (list(list(double))).
- **DJC**: Information about disjunctive constraints (DJC). All fields present must have the same length as **termsize**.
 - * **name**: DJC names (list(string)).
 - * **termsize**: Term sizes, grouped by DJC (list(list(int64))).
 - * **domain**: Domains, grouped by DJC (list(list(int64))).
 - * **afeidx**: AFE indices, grouped by DJC (list(list(int64))).
 - * **b**: constant vectors b , grouped by DJC (list(list(double))).
- **MatrixStore**: The symmetric matrix storage E (list). Each element of the list is a list describing one entry E using four fields in sparse matrix format, lower-triangular part only:
 - * dimension (int32).
 - * row indices of nonzeros (list(int32)).
 - * column indices of nonzeros (list(int32)).
 - * values of nonzeros (list(double)).
- **Q**: The quadratic part Q^c of the constraints (list). Each element of the list is a list describing one entry Q_i^c using four fields in sparse matrix format, lower-triangular part only:
 - * the row index i (int32).
 - * row indices of nonzeros (list(int32)).
 - * column indices of nonzeros (list(int32)).
 - * values of nonzeros (list(double)).
- **qcone** (deprecated). The description of cones. All fields present must have the same length as **type**.
 - * **name**: Cone names (list(string)).
 - * **type**: Cone types (list(string)).
 - * **par**: Additional cone parameters (list(double)).
 - * **members**: Members, grouped by cone (list(list(int32))).

- **Task/solutions**: Solutions. This section can contain up to three subsections called:

- interior
- basic
- integer

corresponding to the three solution types in MOSEK. Each of these sections has the same structure:

- **prosta**: problem status (string).
- **solsta**: solution status (string).
- **xx**, **xc**, **y**, **slc**, **suc**, **slx**, **sux**, **snx**: one for each component of the solution of the same name (list(double)).
- **skx**, **skc**, **skn**: status keys (list(string)).
- **doty**: the dual *y* solution, grouped by ACC (list(list(double))).
- **barx**, **bars**: the primal/dual semidefinite solution, grouped by matrix variable (list(list(double))).

- **Task/parameters**: Parameters.

- **iparam**: Integer parameters (dictionary). A dictionary with entries of the form **name**:**value**, where **name** is a shortened parameter name (without leading **MSK_IPAR_**) and **value** is either an integer or string if the parameter takes values from an enum.
- **dparam**: Double parameters (dictionary). A dictionary with entries of the form **name**:**value**, where **name** is a shortened parameter name (without leading **MSK_DPAR_**) and **value** is a double.
- **sparam**: String parameters (dictionary). A dictionary with entries of the form **name**:**value**, where **name** is a shortened parameter name (without leading **MSK_SPAR_**) and **value** is a string. Note that this section is allowed but MOSEK ignores it both when writing and reading **JTASK** files.

14.7.2 JSOL Specification

The JSOL is a dictionary containing the following sections. All sections are optional and can be omitted if irrelevant for the problem.

- **\$schema**: JSON schema.
- **Task/name**: The name of the task (string).
- **Task/solutions**: Solutions. This section can contain up to three subsections called:

- interior
- basic
- integer

corresponding to the three solution types in MOSEK. Each of these section has the same structure:

- **prosta**: problem status (string).
- **solsta**: solution status (string).
- **xx**, **xc**, **y**, **slc**, **suc**, **slx**, **sux**, **snx**: one for each component of the solution of the same name (list(double)).
- **skx**, **skc**, **skn**: status keys (list(string)).
- **doty**: the dual *y* solution, grouped by ACC (list(list(double))).
- **barx**, **bars**: the primal/dual semidefinite solution, grouped by matrix variable (list(list(double))).

- **Task/information**: Information items from the optimizer.

- **int32**: int32 information items (dictionary). A dictionary with entries of the form **name**:**value**.

- int64: int64 information items (dictionary). A dictionary with entries of the form name: value.
- double: double information items (dictionary). A dictionary with entries of the form name: value.

14.7.3 A jtask example

Listing 14.5: A formatted jtask file for a simple portfolio optimization problem.

```
{
  "$schema": "http://mosek.com/json/schema#",
  "Task/name": "Markowitz portfolio with market impact",
  "Task/INFO": {"numvar": 7, "numcon": 1, "numcone": 0, "numbarvar": 0, "numanz": 6, "numsymmat
  ↪": 0, "numafe": 13, "numfnz": 12, "numacc": 4, "numdjc": 0, "numdom": 3, "mosekver": [10, 0, 0, 3]},
  "Task/data": {
    "var": {
      "name": ["1.0", "x[0]", "x[1]", "x[2]", "t[0]", "t[1]", "t[2]"],
      "bk": ["fx", "lo", "lo", "lo", "fr", "fr", "fr"],
      "bl": [1, 0.0, 0.0, 0.0, -1e+30, -1e+30, -1e+30],
      "bu": [1, 1e+30, 1e+30, 1e+30, 1e+30, 1e+30, 1e+30],
      "type": ["cont", "cont", "cont", "cont", "cont", "cont", "cont"]
    },
    "con": {
      "name": ["budget [ ]"],
      "bk": ["fx"],
      "bl": [1],
      "bu": [1]
    },
    "objective": {
      "sense": "max",
      "name": "obj",
      "c": {
        "subj": [1, 2, 3],
        "val": [0.1073, 0.0737, 0.0627]
      },
      "cfix": 0.0
    },
    "A": {
      "subi": [0, 0, 0, 0, 0, 0],
      "subj": [1, 2, 3, 4, 5, 6],
      "val": [1, 1, 1, 0.01, 0.01, 0.01]
    },
    "AFE": {
      "numafe": 13,
      "F": {
        "subi": [1, 1, 1, 2, 2, 3, 4, 6, 7, 9, 10, 12],
        "subj": [1, 2, 3, 2, 3, 3, 4, 1, 5, 2, 6, 3],
        "val": [0.166673333200005, 0.0232190712557243, 0.0012599496030238, 0.
  ↪102863378954911, -0.00222873156550421, 0.0338148677744977, 1, 1, 1, 1, 1, 1]
      },
      "g": {
        "subi": [0, 5, 8, 11],
        "val": [0.035, 1, 1, 1]
      }
    },
    "domains": {
```

(continues on next page)

```

    "type": [{"r",0},
             ["quad",4],
             ["ppow",3,[0.6666666666666666,0.3333333333333337]]]
  },
  "ACC":{
    "name":["risk[]","tz[0]","tz[1]","tz[2]"],
    "domain":[1,2,2,2],
    "afeidx":[[0,1,2,3],
              [4,5,6],
              [7,8,9],
              [10,11,12]]
  }
},
"Task/solutions":{
  "interior":{
    "prosta":"unknown",
    "solsta":"unknown",
    "skx":["fix","supbas","supbas","supbas","supbas","supbas","supbas"],
    "skc":["fix"],
    "xx":[1,0.10331580274282556,0.11673185566457132,0.7724326587076371,0.
↪033208600335718846,0.03988270849469869,0.6788769587942524],
    "xc":[1],
    "slx":[0.0,-5.585840467641202e-10,-8.945844685006369e-10,-7.815248786428623e-
↪11,0.0,0.0,0.0],
    "sux":[0.0,0.0,0.0,0.0,0.0,0.0,0.0],
    "snx":[0.0,0.0,0.0,0.0,0.0,0.0,0.0],
    "slc":[0.0],
    "suc":[-0.046725814048521205],
    "y":[0.046725814048521205],
    "doty":[[-0.6062603164682975,0.3620818321879349,0.17817754087278295,0.
↪4524390346223723],
           [-4.6725842015519993e-4,-7.708781121860897e-6,2.24800624747081e-4],
           [-4.6725842015519993e-4,-9.268264309496919e-6,2.390390600079771e-4],
           [-4.6725842015519993e-4,-1.5854982159992136e-4,6.159249331148646e-4]]
  }
},
"Task/parameters":{
  "iparam":{
    "LICENSE_DEBUG":"ON",
    "MIO_SEED":422
  },
  "dparam":{
    "MIO_MAX_TIME":100
  },
  "sparam":{
  }
}
}

```

14.8 The Solution File Format

MOSEK can output solutions to a text file:

- *basis solution file* (extension `.bas`) if the problem is optimized using the simplex optimizer or basis identification is performed,
- *interior solution file* (extension `.sol`) if a problem is optimized using the interior-point optimizer and no basis identification is required,
- *integer solution file* (extension `.int`) if the problem is solved with the mixed-integer optimizer.

All solution files have the format:

```

NAME           : <problem name>
PROBLEM STATUS : <status of the problem>
SOLUTION STATUS : <status of the solution>
OBJECTIVE NAME : <name of the objective function>
PRIMAL OBJECTIVE : <primal objective value corresponding to the solution>
DUAL OBJECTIVE  : <dual objective value corresponding to the solution>

CONSTRAINTS
INDEX  NAME      AT ACTIVITY  LOWER LIMIT  UPPER LIMIT  DUAL LOWER  DUAL UPPER
?      <name>    ?? <a value> <a value>    <a value>    <a value>    <a value>

AFFINE CONIC CONSTRAINTS
INDEX  NAME      I          ACTIVITY    DUAL
?      <name>    <a value>  <a value>   <a value>

VARIABLES
INDEX  NAME      AT ACTIVITY  LOWER LIMIT  UPPER LIMIT  DUAL LOWER  DUAL UPPER
↪[CONIC DUAL]
?      <name>    ?? <a value> <a value>    <a value>    <a value>    <a value>
↪[<a value>]

SYMMETRIC MATRIX VARIABLES
INDEX  NAME      I          J          PRIMAL      DUAL
?      <name>    <a value>  <a value>   <a value>   <a value>

```

The fields `?`, `??` and `<>` will be filled with problem and solution specific information as described below. The solution contains sections corresponding to parts of the input. Empty sections may be omitted and fields in `[]` are optional, depending on what type of problem is solved. The notation below follows the **MOSEK** naming convention for parts of the solution as defined in the problem specifications in [Sec. 11](#).

- **HEADER**
 - In this section, first the name of the problem is listed and afterwards the problem and solution status are shown. Next the primal and dual objective values are displayed.
- **CONSTRAINTS**
 - **INDEX**: A sequential index assigned to the constraint by **MOSEK**
 - **NAME**: The name of the constraint assigned by the user or autogenerated.
 - **AT**: The status key `bkc` of the constraint as in [Table 14.4](#).
 - **ACTIVITY**: the activity `xc` of the constraint expression.
 - **LOWER LIMIT**: the lower bound `blc` of the constraint.
 - **UPPER LIMIT**: the upper bound `buc` of the constraint.
 - **DUAL LOWER**: the dual multiplier `slc` corresponding to the lower limit on the constraint.
 - **DUAL UPPER**: the dual multiplier `suc` corresponding to the upper limit on the constraint.

- **AFFINE CONIC CONSTRAINTS**
 - **INDEX**: A sequential index assigned to the affine expressions by **MOSEK**
 - **NAME**: The name of the affine conic constraint assigned by the user or autogenerated.
 - **I**: The sequential index of the affine expression in the affine conic constraint.
 - **ACTIVITY**: the activity of the I-th affine expression in the affine conic constraint.
 - **DUAL**: the dual multiplier `doty` for the I-th entry in the affine conic constraint.
- **VARIABLES**
 - **INDEX**: A sequential index assigned to the variable by **MOSEK**
 - **NAME**: The name of the variable assigned by the user or autogenerated.
 - **AT**: The status key `bkx` of the variable as in Table 14.4.
 - **ACTIVITY**: the value `xx` of the variable.
 - **LOWER LIMIT**: the lower bound `blx` of the variable.
 - **UPPER LIMIT**: the upper bound `bux` of the variable.
 - **DUAL LOWER**: the dual multiplier `slx` corresponding to the lower limit on the variable.
 - **DUAL UPPER**: the dual multiplier `sux` corresponding to the upper limit on the variable.
 - **CONIC DUAL**: the dual multiplier `skx` corresponding to a conic variable (deprecated).
- **SYMMETRIC MATRIX VARIABLES**
 - **INDEX**: A sequential index assigned to each symmetric matrix entry by **MOSEK**
 - **NAME**: The name of the symmetric matrix variable assigned by the user or autogenerated.
 - **I**: The row index in the symmetric matrix variable.
 - **J**: The column index in the symmetric matrix variable.
 - **PRIMAL**: the value of `barx` for the (I, J)-th entry in the symmetric matrix variable.
 - **DUAL**: the dual multiplier `bars` for the (I, J)-th entry in the symmetric matrix variable.

Table 14.4: Status keys.

Status key	Interpretation
UN	Unknown status
BS	Is basic
SB	Is superbasic
LL	Is at the lower limit (bound)
UL	Is at the upper limit (bound)
EQ	Lower limit is identical to upper limit
**	Is infeasible i.e. the lower limit is greater than the upper limit.

Example.

Below is an example of a solution file.

Listing 14.6: An example of `.sol` file.

```

NAME           :
PROBLEM STATUS : PRIMAL_AND_DUAL_FEASIBLE
SOLUTION STATUS : OPTIMAL
OBJECTIVE NAME  : OBJ
PRIMAL OBJECTIVE : 0.70571049347734
DUAL OBJECTIVE  : 0.70571048919757

CONSTRAINTS

```

(continues on next page)

(continued from previous page)

INDEX	NAME	AT	ACTIVITY	LOWER LIMIT	UPPER LIMIT
↔	DUAL LOWER		DUAL UPPER		↳
AFFINE CONIC CONSTRAINTS					
INDEX	NAME	I	ACTIVITY	DUAL	
0	A1	0	1.0000000009656	0.54475821296644	
1	A1	1	0.50000000152223	0.32190455246225	
2	A2	0	0.25439922724695	0.4552417870329	
3	A2	1	0.17988741850378	-0.32190455246178	
4	A2	2	0.17988741850378	-0.32190455246178	
VARIABLES					
INDEX	NAME	AT	ACTIVITY	LOWER LIMIT	UPPER LIMIT
↔	DUAL LOWER		DUAL UPPER		↳
0	X1	SB	0.25439922724695	NONE	NONE
↔	0		0		↳
1	X2	SB	0.17988741850378	NONE	NONE
↔	0		0		↳
2	X3	SB	0.17988741850378	NONE	NONE
↔	0		0		↳
SYMMETRIC MATRIX VARIABLES					
INDEX	NAME	I	J	PRIMAL	DUAL
0	BARX1	0	0	0.21725733689874	1.1333372337141
1	BARX1	1	0	-0.25997257078534	0.
↔	67809544651396				
2	BARX1	2	0	0.21725733648507	-0.
↔	3219045527104				
3	BARX1	1	1	0.31108610088839	1.1333372332693
4	BARX1	2	1	-0.25997257078534	0.
↔	67809544651435				
5	BARX1	2	2	0.21725733689874	1.1333372337145
6	BARX2	0	0	4.8362272828127e-10	0.
↔	54475821339698				
7	BARX2	1	0	0	0
8	BARX2	1	1	4.8362272828127e-10	0.
↔	54475821339698				

Chapter 15

List of examples

List of examples shipped in the distribution of Rmosek package:

Table 15.1: List of distributed examples

File	Description
affco1.R	A simple problem using affine conic constraints
affco2.R	A simple problem using affine conic constraints
ceo1.R	A simple conic exponential problem
cqo1.R	A simple conic quadratic problem
gp1.R	A simple geometric program (GP) in conic form
helloworld.R	A Hello World example
lo1.R	A simple linear problem
logistic.R	Implements logistic regression and simple log-sum-exp (CEO)
mico1.R	A simple mixed-integer conic problem
milo1.R	A simple mixed-integer linear problem
miointsol.R	A simple mixed-integer linear problem with an initial guess
normex.R	Demonstrates least squares and other norm minimization problems
parameters.R	Shows how to set optimizer parameters and read information items
pinfeas.R	Shows how to obtain and analyze a primal infeasibility certificate
portfolio_1_basi R	Portfolio optimization - basic Markowitz model
portfolio_2_fron R	Portfolio optimization - efficient frontier
portfolio_3_imp R	Portfolio optimization - market impact costs
portfolio_4_tran R	Portfolio optimization - transaction costs
portfolio_5_card R	Portfolio optimization - cardinality constraints
portfolio_6_fact R	Portfolio optimization - factor model
pow1.R	A simple power cone problem
qo1.R	A simple quadratic problem
reoptimization. R	Demonstrate how to modify and re-optimize a linear problem
response.R	Demonstrates proper response handling
sdo1.R	A simple semidefinite problem with one matrix variable and a quadratic cone
sdo2.R	A simple semidefinite problem with two matrix variables
sdo_lmi.R	A simple semidefinite problem with an LMI using the SVEC domain.
simple.R	A simple I/O example: read problem from a file, solve and write solutions
solutionquality. R	Demonstrates how to examine the quality of a solution

Additional examples can be found on the **MOSEK** website and in other **MOSEK** publications.

Chapter 16

Interface changes

The section shows interface-specific changes to the **MOSEK** Rmosek package in version 11.0 compared to version 10. See the [release notes](#) for general changes and new features of the **MOSEK** Optimization Suite.

16.1 Important changes compared to version 10

- **Parameters.** Users who set parameters to tune the performance and numerical properties of the solver (termination criteria, tolerances, solving primal or dual, presolve etc.) are recommended to reevaluate such tuning. It may be that other, or default, parameter settings will be more beneficial in the current version. The hints in [Sec. 8](#) may be useful for some cases.

16.2 Changes compared to version 10

16.2.1 Parameters compared to version 10

Added

- *MSK_DPAR_FOLDING_TOL_EQ*
- *MSK_DPAR_MIO_CLIQUE_TABLE_SIZE_FACTOR*
- *MSK_DPAR_SIM_PRECISION_SCALING_EXTENDED*
- *MSK_DPAR_SIM_PRECISION_SCALING_NORMAL*
- *MSK_IPAR_FOLDING_USE*
- *MSK_IPAR_GETDUAL_CONVERT_LMIS*
- *MSK_IPAR_HEARTBEAT_SIM_FREQ_TICKS*
- *MSK_IPAR_LOG_SIM_FREQ_GIGA_TICKS*
- *MSK_IPAR_MIO_CONFLICT_ANALYSIS_LEVEL*
- *MSK_IPAR_MIO_CROSSOVER_MAX_NODES*
- *MSK_IPAR_MIO_INDEPENDENT_BLOCK_LEVEL*
- *MSK_IPAR_MIO_OPT_FACE_MAX_NODES*
- *MSK_IPAR_MIO_RENS_MAX_NODES*
- *MSK_IPAR_PTF_WRITE_SINGLE_PSD_TERMS*
- *MSK_IPAR_READ_ASYNC*

- *MSK_IPAR_SIM_PRECISION*
- *MSK_IPAR_SIM_PRECISION_BOOST*
- *MSK_IPAR_WRITE_ASYNC*

Removed

- *MSK_DPAR_CHECK_CONVEXITY_REL_TOL*
- *MSK_DPAR_PRESOLVE_TOL_AIJ*
- *MSK_IPAR_INFEAS_PREFER_PRIMAL*
- *MSK_IPAR_INTPNT_MAX_NUM_REFINEMENT_STEPS*
- *MSK_IPAR_LOG_RESPONSE*
- *MSK_IPAR_LOG_SIM_MINOR*
- *MSK_IPAR_MIO_ROOT_REPEAT_PRESOLVE_LEVEL*
- *MSK_IPAR_PRESOLVE_LEVEL*
- *MSK_IPAR_SENSITIVITY_OPTIMIZER*
- *MSK_IPAR_SIM_STABILITY_PRIORITY*
- *MSK_IPAR_SOL_FILTER_KEEP_RANGED*
- *MSK_IPAR_SOLUTION_CALLBACK*
- *MSK_IPAR_WRITE_DATA_PARAM*
- *MSK_IPAR_WRITE_GENERIC_NAMES_IO*
- *MSK_IPAR_WRITE_TASK_INC_SOL*
- *MSK_IPAR_WRITE_XML_MODE*
- *MSK_SPAR_WRITE_LP_GEN_VAR_NAME*

16.2.2 Constants compared to version 10

Added

- *"MSK_CALLBACK_BEGIN_FOLDING"*
- *"MSK_CALLBACK_BEGIN_FOLDING_BI"*
- *"MSK_CALLBACK_BEGIN_FOLDING_BI_DUAL"*
- *"MSK_CALLBACK_BEGIN_FOLDING_BI_INITIALIZE"*
- *"MSK_CALLBACK_BEGIN_FOLDING_BI_OPTIMIZER"*
- *"MSK_CALLBACK_BEGIN_FOLDING_BI_PRIMAL"*
- *"MSK_CALLBACK_BEGIN_INITIALIZE_BI"*
- *"MSK_CALLBACK_BEGIN_OPTIMIZE_BI"*
- *"MSK_CALLBACK_DECOMP_MIO"*
- *"MSK_CALLBACK_END_FOLDING"*

- *"MSK_CALLBACK_END_FOLDING_BI"*
- *"MSK_CALLBACK_END_FOLDING_BI_DUAL"*
- *"MSK_CALLBACK_END_FOLDING_BI_INITIALIZE"*
- *"MSK_CALLBACK_END_FOLDING_BI_OPTIMIZER"*
- *"MSK_CALLBACK_END_FOLDING_BI_PRIMAL"*
- *"MSK_CALLBACK_END_INITIALIZE_BI"*
- *"MSK_CALLBACK_END_OPTIMIZE_BI"*
- *"MSK_CALLBACK_FOLDING_BI_DUAL"*
- *"MSK_CALLBACK_FOLDING_BI_OPTIMIZER"*
- *"MSK_CALLBACK_FOLDING_BI_PRIMAL"*
- *"MSK_CALLBACK_HEARTBEAT"*
- *"MSK_CALLBACK_OPTIMIZE_BI"*
- *"MSK_CALLBACK_QO_REFORMULATE"*
- *"MSK_DINF_FOLDING_BI_OPTIMIZE_TIME"*
- *"MSK_DINF_FOLDING_BI_UNFOLD_DUAL_TIME"*
- *"MSK_DINF_FOLDING_BI_UNFOLD_INITIALIZE_TIME"*
- *"MSK_DINF_FOLDING_BI_UNFOLD_PRIMAL_TIME"*
- *"MSK_DINF_FOLDING_BI_UNFOLD_TIME"*
- *"MSK_DINF_FOLDING_FACTOR"*
- *"MSK_DINF_FOLDING_TIME"*
- *"MSK_IINF_FOLDING_APPLIED"*
- *"MSK_IINF_MIO_FINAL_NUMBIN"*
- *"MSK_IINF_MIO_FINAL_NUMBINCONEVAR"*
- *"MSK_IINF_MIO_FINAL_NUMCON"*
- *"MSK_IINF_MIO_FINAL_NUMCONE"*
- *"MSK_IINF_MIO_FINAL_NUMCONEVAR"*
- *"MSK_IINF_MIO_FINAL_NUMCONT"*
- *"MSK_IINF_MIO_FINAL_NUMCONTCONEVAR"*
- *"MSK_IINF_MIO_FINAL_NUMDEXPCONES"*
- *"MSK_IINF_MIO_FINAL_NUMDJC"*
- *"MSK_IINF_MIO_FINAL_NUMDPOWCONES"*
- *"MSK_IINF_MIO_FINAL_NUMINT"*
- *"MSK_IINF_MIO_FINAL_NUMINTCONEVAR"*

- *"MSK_IINF_MIO_FINAL_NUMPEXPONES"*
- *"MSK_IINF_MIO_FINAL_NUMPPOWCONES"*
- *"MSK_IINF_MIO_FINAL_NUMQCONES"*
- *"MSK_IINF_MIO_FINAL_NUMRQCONES"*
- *"MSK_IINF_MIO_FINAL_NUMVAR"*
- *"MSK_IINF_MIO_NUM_BLOCKS_SOLVED_IN_BB"*
- *"MSK_IINF_MIO_NUM_BLOCKS_SOLVED_IN_PRESOLVE"*
- *"MSK_LIINF_BI_CLEAN_ITER"*
- *"MSK_LIINF_FOLDING_BI_DUAL_ITER"*
- *"MSK_LIINF_FOLDING_BI_OPTIMIZER_ITER"*
- *"MSK_LIINF_FOLDING_BI_PRIMAL_ITER"*
- *"MSK_LIINF_MIO_FINAL_ANZ"*
- *"MSK_OPTIMIZER_NEW_DUAL_SIMPLEX"*
- *"MSK_OPTIMIZER_NEW_PRIMAL_SIMPLEX"*

Removed

- MSK_CALLBACKCODE_BEGIN_SIMPLEX_BI
- MSK_CALLBACKCODE_IM_BI
- MSK_CALLBACKCODE_IM_CONIC
- MSK_CALLBACKCODE_IM_DUAL_BI
- MSK_CALLBACKCODE_IM_INTPNT
- MSK_CALLBACKCODE_IM_PRESOLVE
- MSK_CALLBACKCODE_IM_PRIMAL_BI
- MSK_CALLBACKCODE_IM_QO_REFORMULATE
- MSK_CALLBACKCODE_IM_SIMPLEX_BI
- MSK_DINFITEM_BI_CLEAN_DUAL_TIME
- MSK_DINFITEM_BI_CLEAN_PRIMAL_TIME
- MSK_LIINFITEM_BI_CLEAN_DUAL_DEG_ITER
- MSK_LIINFITEM_BI_CLEAN_DUAL_ITER
- MSK_LIINFITEM_BI_CLEAN_PRIMAL_DEG_ITER
- MSK_LIINFITEM_BI_CLEAN_PRIMAL_ITER

16.2.3 Response Codes compared to version 10

Added

- *"MSK_RES_ERR_GETDUAL_NOT_AVAILABLE"*
- *"MSK_RES_ERR_READ_ASYNC"*
- *"MSK_RES_ERR_SERVER_HARD_TIMEOUT"*
- *"MSK_RES_ERR_WRITE_ASYNC"*
- *"MSK_RES_TRM_SERVER_MAX_MEMORY"*
- *"MSK_RES_TRM_SERVER_MAX_TIME"*
- *"MSK_RES_WRN_GETDUAL_IGNORES_INTEGRALITY"*
- *"MSK_RES_WRN_PRESOLVE_PRIMAL_PERTURBATIONS"*
- *"MSK_RES_WRN_PTF_UNKNOWN_SECTION"*

Removed

- MSK_RES_ERR_INVALID_AMPL_STUB
- MSK_RES_ERR_SIZE_LICENSE_NUMCORES
- MSK_RES_ERR_XML_INVALID_PROBLEM_TYPE
- MSK_RES_WRN_PRESOLVE_PRIMAL_PERTUBATIONS

Bibliography

- [AA95] E. D. Andersen and K. D. Andersen. Presolving in linear programming. *Math. Programming*, 71(2):221–245, 1995.
- [AGMeszarosX96] E. D. Andersen, J. Gondzio, Cs. Mészáros, and X. Xu. Implementation of interior point methods for large scale linear programming. In T. Terlaky, editor, *Interior-point methods of mathematical programming*, pages 189–252. Kluwer Academic Publishers, 1996.
- [ART03] E. D. Andersen, C. Roos, and T. Terlaky. On implementing a primal-dual interior-point method for conic quadratic optimization. *Math. Programming*, February 2003.
- [AY96] E. D. Andersen and Y. Ye. Combining interior-point and pivoting algorithms. *Management Sci.*, 42(12):1719–1731, December 1996.
- [And09] Erling D. Andersen. The homogeneous and self-dual model and algorithm for linear optimization. Technical Report TR-1-2009, MOSEK ApS, 2009. URL: <http://docs.mosek.com/whitepapers/homolo.pdf>.
- [And13] Erling D. Andersen. On formulating quadratic functions in optimization models. Technical Report TR-1-2013, MOSEK ApS, 2013. Last revised 23-feb-2016. URL: <http://docs.mosek.com/whitepapers/qmodel.pdf>.
- [BKVH07] S. Boyd, S.J. Kim, L. Vandenberghe, and A. Hassibi. A Tutorial on Geometric Programming. *Optimization and Engineering*, 8(1):67–127, 2007. Available at http://www.stanford.edu/~protect/unhbox/voidb@x\penalty\@M\boyd/gp_tutorial.html.
- [Chvatal83] V. Chvátal. *Linear programming*. W.H. Freeman and Company, 1983.
- [CCornuejolsZ14] M. Conforti, G. Cornuejols, and G. Zambelli. *Integer programming*. Springer, 2014.
- [GK00] Richard C. Grinold and Ronald N. Kahn. *Active portfolio management*. McGraw-Hill, New York, 2 edition, 2000.
- [Naz87] J. L. Nazareth. *Computer Solution of Linear Programs*. Oxford University Press, New York, 1987.
- [Wol98] L. A. Wolsey. *Integer programming*. John Wiley and Sons, 1998.

Symbol Index

Enumerations

basindtype, 238

"MSK_BI_RESERVED", 238

"MSK_BI_NO_ERROR", 238

"MSK_BI_NEVER", 238

"MSK_BI_IF_FEASIBLE", 238

"MSK_BI_ALWAYS", 238

boundkey, 238

"MSK_BK_UP", 238

"MSK_BK_RA", 238

"MSK_BK_LO", 238

"MSK_BK_FX", 238

"MSK_BK_FR", 238

branchdir, 261

"MSK_BRANCH_DIR_UP", 261

"MSK_BRANCH_DIR_ROOT_LP", 262

"MSK_BRANCH_DIR_PSEUDOCOST", 262

"MSK_BRANCH_DIR_NEAR", 262

"MSK_BRANCH_DIR_GUIDED", 262

"MSK_BRANCH_DIR_FREE", 261

"MSK_BRANCH_DIR_FAR", 262

"MSK_BRANCH_DIR_DOWN", 262

callbackcode, 240

"MSK_CALLBACK_WRITE_OPF", 245

"MSK_CALLBACK_UPDATE_SIMPLEX", 245

"MSK_CALLBACK_UPDATE_PRIMAL_SIMPLEX_BI",
245

"MSK_CALLBACK_UPDATE_PRIMAL_SIMPLEX", 245

"MSK_CALLBACK_UPDATE_PRIMAL_BI", 245

"MSK_CALLBACK_UPDATE_PRESOLVE", 245

"MSK_CALLBACK_UPDATE_DUAL_SIMPLEX_BI", 245

"MSK_CALLBACK_UPDATE_DUAL_SIMPLEX", 245

"MSK_CALLBACK_UPDATE_DUAL_BI", 245

"MSK_CALLBACK_SOLVING_REMOTE", 245

"MSK_CALLBACK_RESTART_MIO", 245

"MSK_CALLBACK_READ_OPF_SECTION", 245

"MSK_CALLBACK_READ_OPF", 245

"MSK_CALLBACK_QO_REFORMULATE", 244

"MSK_CALLBACK_PRIMAL_SIMPLEX", 244

"MSK_CALLBACK_OPTIMIZE_BI", 244

"MSK_CALLBACK_NEW_INT_MIO", 244

"MSK_CALLBACK_INTPNT", 244

"MSK_CALLBACK_IM_SIMPLEX", 244

"MSK_CALLBACK_IM_ROOT_CUTGEN", 244

"MSK_CALLBACK_IM_READ", 244

"MSK_CALLBACK_IM_PRIMAL_SIMPLEX", 244

"MSK_CALLBACK_IM_PRIMAL_SENSIVITY", 244

"MSK_CALLBACK_IM_ORDER", 244

"MSK_CALLBACK_IM_MIO_PRIMAL_SIMPLEX", 244

"MSK_CALLBACK_IM_MIO_INTPNT", 244

"MSK_CALLBACK_IM_MIO_DUAL_SIMPLEX", 244

"MSK_CALLBACK_IM_MIO", 244

"MSK_CALLBACK_IM_LU", 244

"MSK_CALLBACK_IM_LICENSE_WAIT", 244

"MSK_CALLBACK_IM_DUAL_SIMPLEX", 244

"MSK_CALLBACK_IM_DUAL_SENSIVITY", 244

"MSK_CALLBACK_HEARTBEAT", 244

"MSK_CALLBACK_FOLDING_BI_PRIMAL", 243

"MSK_CALLBACK_FOLDING_BI_OPTIMIZER", 243

"MSK_CALLBACK_FOLDING_BI_DUAL", 243

"MSK_CALLBACK_END_WRITE", 243

"MSK_CALLBACK_END_TO_CONIC", 243

"MSK_CALLBACK_END_SOLVE_ROOT_RELAX", 243

"MSK_CALLBACK_END_SIMPLEX_BI", 243

"MSK_CALLBACK_END_SIMPLEX", 243

"MSK_CALLBACK_END_ROOT_CUTGEN", 243

"MSK_CALLBACK_END_READ", 243

"MSK_CALLBACK_END_QCQO_REFORMULATE", 243

"MSK_CALLBACK_END_PRIMAL_SIMPLEX_BI", 243

"MSK_CALLBACK_END_PRIMAL_SIMPLEX", 243

"MSK_CALLBACK_END_PRIMAL_SETUP_BI", 243

"MSK_CALLBACK_END_PRIMAL_SENSITIVITY", 243

"MSK_CALLBACK_END_PRIMAL_REPAIR", 243

"MSK_CALLBACK_END_PRIMAL_BI", 243

"MSK_CALLBACK_END_PRESOLVE", 243

"MSK_CALLBACK_END_OPTIMIZER", 243

"MSK_CALLBACK_END_OPTIMIZE_BI", 243

"MSK_CALLBACK_END_MIO", 243

"MSK_CALLBACK_END_LICENSE_WAIT", 242

"MSK_CALLBACK_END_INTPNT", 242

"MSK_CALLBACK_END_INITIALIZE_BI", 242

"MSK_CALLBACK_END_INF_EASANA", 242

"MSK_CALLBACK_END_FOLDING_BI_PRIMAL", 242

"MSK_CALLBACK_END_FOLDING_BI_OPTIMIZER",
242

"MSK_CALLBACK_END_FOLDING_BI_INITIALIZE",
242

"MSK_CALLBACK_END_FOLDING_BI_DUAL", 242

"MSK_CALLBACK_END_FOLDING_BI", 242

"MSK_CALLBACK_END_FOLDING", 242

"MSK_CALLBACK_END_DUAL_SIMPLEX_BI", 242

"MSK_CALLBACK_END_DUAL_SIMPLEX", 242

"MSK_CALLBACK_END_DUAL_SETUP_BI", 242

"MSK_CALLBACK_END_DUAL_SENSITIVITY", 242

"MSK_CALLBACK_END_DUAL_BI", 242

"MSK_CALLBACK_END_CONIC", 242

"MSK_CALLBACK_END_BI", 242

"MSK_CALLBACK_DUAL_SIMPLEX", 242
 "MSK_CALLBACK_DECOMP_MIO", 242
 "MSK_CALLBACK_CONIC", 242
 "MSK_CALLBACK_BEGIN_WRITE", 242
 "MSK_CALLBACK_BEGIN_TO_CONIC", 241
 "MSK_CALLBACK_BEGIN_SOLVE_ROOT_RELAX", 241
 "MSK_CALLBACK_BEGIN_SIMPLEX", 241
 "MSK_CALLBACK_BEGIN_ROOT_CUTGEN", 241
 "MSK_CALLBACK_BEGIN_READ", 241
 "MSK_CALLBACK_BEGIN_QCQO_REFORMULATE", 241
 "MSK_CALLBACK_BEGIN_PRIMAL_SIMPLEX_BI", 241
 "MSK_CALLBACK_BEGIN_PRIMAL_SIMPLEX", 241
 "MSK_CALLBACK_BEGIN_PRIMAL_SETUP_BI", 241
 "MSK_CALLBACK_BEGIN_PRIMAL_SENSITIVITY",
 241
 "MSK_CALLBACK_BEGIN_PRIMAL_REPAIR", 241
 "MSK_CALLBACK_BEGIN_PRIMAL_BI", 241
 "MSK_CALLBACK_BEGIN_PRESOLVE", 241
 "MSK_CALLBACK_BEGIN_OPTIMIZER", 241
 "MSK_CALLBACK_BEGIN_OPTIMIZE_BI", 241
 "MSK_CALLBACK_BEGIN_MIO", 241
 "MSK_CALLBACK_BEGIN_LICENSE_WAIT", 241
 "MSK_CALLBACK_BEGIN_INTPNT", 241
 "MSK_CALLBACK_BEGIN_INITIALIZE_BI", 241
 "MSK_CALLBACK_BEGIN_INF_EAS_ANA", 241
 "MSK_CALLBACK_BEGIN_FOLDING_BI_PRIMAL", 241
 "MSK_CALLBACK_BEGIN_FOLDING_BI_OPTIMIZER",
 240
 "MSK_CALLBACK_BEGIN_FOLDING_BI_INITIALIZE",
 240
 "MSK_CALLBACK_BEGIN_FOLDING_BI_DUAL", 240
 "MSK_CALLBACK_BEGIN_FOLDING_BI", 240
 "MSK_CALLBACK_BEGIN_FOLDING", 240
 "MSK_CALLBACK_BEGIN_DUAL_SIMPLEX_BI", 240
 "MSK_CALLBACK_BEGIN_DUAL_SIMPLEX", 240
 "MSK_CALLBACK_BEGIN_DUAL_SETUP_BI", 240
 "MSK_CALLBACK_BEGIN_DUAL_SENSITIVITY", 240
 "MSK_CALLBACK_BEGIN_DUAL_BI", 240
 "MSK_CALLBACK_BEGIN_CONIC", 240
 "MSK_CALLBACK_BEGIN_BI", 240
 compresstype, 245
 "MSK_COMPRESS_ZSTD", 245
 "MSK_COMPRESS_NONE", 245
 "MSK_COMPRESS_GZIP", 245
 "MSK_COMPRESS_FREE", 245
 conetype, 245
 "MSK_CT_ZERO", 246
 "MSK_CT_RQUAD", 246
 "MSK_CT_QUAD", 245
 "MSK_CT_PPOW", 246
 "MSK_CT_PEXP", 246
 "MSK_CT_DPOW", 246
 "MSK_CT_DEXP", 246
 dataformat, 247
 "MSK_DATA_FORMAT_TASK", 247
 "MSK_DATA_FORMAT_PTF", 247
 "MSK_DATA_FORMAT_OP", 247
 "MSK_DATA_FORMAT_MPS", 247
 "MSK_DATA_FORMAT_LP", 247
 "MSK_DATA_FORMAT_JSON_TASK", 247
 "MSK_DATA_FORMAT_FREE_MPS", 247
 "MSK_DATA_FORMAT_EXTENSION", 247
 "MSK_DATA_FORMAT_CB", 247
 dinfitem, 247
 "MSK_DINF_WRITE_DATA_TIME", 253
 "MSK_DINF_TO_CONIC_TIME", 253
 "MSK_DINF_SOL_ITR_PVIOLVAR", 253
 "MSK_DINF_SOL_ITR_PVIOLCONES", 253
 "MSK_DINF_SOL_ITR_PVIOLCON", 253
 "MSK_DINF_SOL_ITR_PVIOLBARVAR", 253
 "MSK_DINF_SOL_ITR_PVIOLACC", 253
 "MSK_DINF_SOL_ITR_PRIMAL_OBJ", 253
 "MSK_DINF_SOL_ITR_NRM_Y", 253
 "MSK_DINF_SOL_ITR_NRM_XX", 253
 "MSK_DINF_SOL_ITR_NRM_XC", 253
 "MSK_DINF_SOL_ITR_NRM_SUX", 253
 "MSK_DINF_SOL_ITR_NRM_SUC", 253
 "MSK_DINF_SOL_ITR_NRM_SNX", 253
 "MSK_DINF_SOL_ITR_NRM_SLX", 253
 "MSK_DINF_SOL_ITR_NRM_SLC", 253
 "MSK_DINF_SOL_ITR_NRM_BARX", 253
 "MSK_DINF_SOL_ITR_NRM_BARS", 253
 "MSK_DINF_SOL_ITR_DVIOLVAR", 253
 "MSK_DINF_SOL_ITR_DVIOLCONES", 252
 "MSK_DINF_SOL_ITR_DVIOLCON", 252
 "MSK_DINF_SOL_ITR_DVIOLBARVAR", 252
 "MSK_DINF_SOL_ITR_DVIOLACC", 252
 "MSK_DINF_SOL_ITR_DUAL_OBJ", 252
 "MSK_DINF_SOL_ITG_PVIOLVAR", 252
 "MSK_DINF_SOL_ITG_PVIOLITG", 252
 "MSK_DINF_SOL_ITG_PVIOLDJC", 252
 "MSK_DINF_SOL_ITG_PVIOLCONES", 252
 "MSK_DINF_SOL_ITG_PVIOLCON", 252
 "MSK_DINF_SOL_ITG_PVIOLBARVAR", 252
 "MSK_DINF_SOL_ITG_PVIOLACC", 252
 "MSK_DINF_SOL_ITG_PRIMAL_OBJ", 252
 "MSK_DINF_SOL_ITG_NRM_XX", 252
 "MSK_DINF_SOL_ITG_NRM_XC", 252
 "MSK_DINF_SOL_ITG_NRM_BARX", 252
 "MSK_DINF_SOL_BAS_PVIOLVAR", 252
 "MSK_DINF_SOL_BAS_PVIOLCON", 251
 "MSK_DINF_SOL_BAS_PRIMAL_OBJ", 251
 "MSK_DINF_SOL_BAS_NRM_Y", 251
 "MSK_DINF_SOL_BAS_NRM_XX", 251
 "MSK_DINF_SOL_BAS_NRM_XC", 251
 "MSK_DINF_SOL_BAS_NRM_SUX", 251
 "MSK_DINF_SOL_BAS_NRM_SUC", 251
 "MSK_DINF_SOL_BAS_NRM_SLX", 251
 "MSK_DINF_SOL_BAS_NRM_SLC", 251
 "MSK_DINF_SOL_BAS_NRM_BARX", 251
 "MSK_DINF_SOL_BAS_DVIOLVAR", 251
 "MSK_DINF_SOL_BAS_DVIOLCON", 251
 "MSK_DINF_SOL_BAS_DUAL_OBJ", 251
 "MSK_DINF_SIM_TIME", 251
 "MSK_DINF_SIM_PRIMAL_TIME", 251
 "MSK_DINF_SIM_OBJ", 251

"MSK_DINF_SIM_FEAS", 251
 "MSK_DINF_SIM_DUAL_TIME", 251
 "MSK_DINF_REMOTE_TIME", 251
 "MSK_DINF_READ_DATA_TIME", 251
 "MSK_DINF_QCQO_REFORMULATE_WORST_CHOLESKY_DIAGONALIZATION_TIME", 251
 "MSK_DINF_QCQO_REFORMULATE_WORST_CHOLESKY_COLUMNS_SCALE_FACTOR", 250
 "MSK_DINF_QCQO_REFORMULATE_TIME", 250
 "MSK_DINF_QCQO_REFORMULATE_MAX_PERTURBATION", 250
 "MSK_DINF_PRIMAL_REPAIR_PENALTY_OBJ", 250
 "MSK_DINF_PRESOLVE_TOTAL_PRIMAL_PERTURBATION", 250
 "MSK_DINF_PRESOLVE_TIME", 250
 "MSK_DINF_PRESOLVE_LINDEP_TIME", 250
 "MSK_DINF_PRESOLVE_ELI_TIME", 250
 "MSK_DINF_OPTIMIZER_TIME", 250
 "MSK_DINF_OPTIMIZER_TICKS", 250
 "MSK_DINF_MIO_USER_OBJ_CUT", 250
 "MSK_DINF_MIO_TIME", 250
 "MSK_DINF_MIO_SYMMETRY_FACTOR", 250
 "MSK_DINF_MIO_SYMMETRY_DETECTION_TIME", 250
 "MSK_DINF_MIO_ROOT_TIME", 250
 "MSK_DINF_MIO_ROOT_PRESOLVE_TIME", 250
 "MSK_DINF_MIO_ROOT_OPTIMIZER_TIME", 250
 "MSK_DINF_MIO_ROOT_CUT_SEPARATION_TIME", 250
 "MSK_DINF_MIO_ROOT_CUT_SELECTION_TIME", 250
 "MSK_DINF_MIO_PROBING_TIME", 250
 "MSK_DINF_MIO_OBJ_REL_GAP", 249
 "MSK_DINF_MIO_OBJ_INT", 249
 "MSK_DINF_MIO_OBJ_BOUND", 249
 "MSK_DINF_MIO_OBJ_ABS_GAP", 249
 "MSK_DINF_MIO_LIPRO_SEPARATION_TIME", 249
 "MSK_DINF_MIO_LIPRO_SELECTION_TIME", 249
 "MSK_DINF_MIO_KNAPSACK_COVER_SEPARATION_TIME", 249
 "MSK_DINF_MIO_KNAPSACK_COVER_SELECTION_TIME", 249
 "MSK_DINF_MIO_INITIAL_FEASIBLE_SOLUTION_OBJ", 249
 "MSK_DINF_MIO_IMPLIED_BOUND_SEPARATION_TIME", 249
 "MSK_DINF_MIO_IMPLIED_BOUND_SELECTION_TIME", 249
 "MSK_DINF_MIO_GMI_SEPARATION_TIME", 249
 "MSK_DINF_MIO_GMI_SELECTION_TIME", 249
 "MSK_DINF_MIO_DUAL_BOUND_AFTER_PRESOLVE", 249
 "MSK_DINF_MIO_CONSTRUCT_SOLUTION_OBJ", 249
 "MSK_DINF_MIO_CMIR_SEPARATION_TIME", 249
 "MSK_DINF_MIO_CMIR_SELECTION_TIME", 249
 "MSK_DINF_MIO_CLIQUÉ_SEPARATION_TIME", 248
 "MSK_DINF_MIO_CLIQUÉ_SELECTION_TIME", 248
 "MSK_DINF_INTPNT_TIME", 248
 "MSK_DINF_INTPNT_PRIMAL_OBJ", 248
 "MSK_DINF_INTPNT_PRIMAL_FEAS", 248
 "MSK_DINF_INTPNT_ORDER_TIME", 248
 "MSK_DINF_INTPNT_OPT_STATUS", 248
 "MSK_DINF_INTPNT_FACTOR_NUM_FLOPS", 248
 "MSK_DINF_INTPNT_DUAL_OBJ", 248
 "MSK_DINF_INTPNT_DUAL_FEAS", 248
 "MSK_DINF_FOLDING_TIME", 248
 "MSK_DINF_SCALE_FOLDING_FACTOR", 248
 "MSK_DINF_FOLDING_BI_UNFOLD_TIME", 248
 "MSK_DINF_FOLDING_BI_UNFOLD_PRIMAL_TIME", 248
 "MSK_DINF_FOLDING_BI_UNFOLD_INITIALIZE_TIME", 248
 "MSK_DINF_FOLDING_BI_UNFOLD_DUAL_TIME", 248
 "MSK_DINF_FOLDING_BI_OPTIMIZE_TIME", 248
 "MSK_DINF_BI_TIME", 248
 "MSK_DINF_BI_PRIMAL_TIME", 248
 "MSK_DINF_BI_DUAL_TIME", 247
 "MSK_DINF_BI_CLEAN_TIME", 247
 "MSK_DINF_ANA_PRO_SCALARIZED_CONSTRAINT_MATRIX_DENSITY", 247
 domaintype, 246
 "MSK_DOMAIN_SVEC_PSD_CONE", 246
 "MSK_DOMAIN_RZERO", 246
 "MSK_DOMAIN_RQUADRATIC_CONE", 246
 "MSK_DOMAIN_RPLUS", 246
 "MSK_DOMAIN_RMINUS", 246
 "MSK_DOMAIN_R", 246
 "MSK_DOMAIN_QUADRATIC_CONE", 246
 "MSK_DOMAIN_PRIMAL_POWER_CONE", 246
 "MSK_DOMAIN_PRIMAL_GEO_MEAN_CONE", 246
 "MSK_DOMAIN_PRIMAL_EXP_CONE", 246
 "MSK_DOMAIN_DUAL_POWER_CONE", 246
 "MSK_DOMAIN_DUAL_GEO_MEAN_CONE", 246
 "MSK_DOMAIN_DUAL_EXP_CONE", 246
 dparam, 152
 feature, 254
 "MSK_FEATURE_PTS", 254
 "MSK_FEATURE_PTON", 254
 foldingmode, 264
 "MSK_FOLDING_MODE_OFF", 265
 "MSK_FOLDING_MODE_FREE_UNLESS_BASIC", 265
 "MSK_FOLDING_MODE_FREE", 265
 "MSK_FOLDING_MODE_FORCE", 265
 iinfitem, 255
 "MSK_IINF_STO_NUM_A_REALLOC", 261
 "MSK_IINF_SOL_ITR_SOLSTA", 261
 "MSK_IINF_SOL_ITR_PROSTA", 261
 "MSK_IINF_SOL_ITG_SOLSTA", 261
 "MSK_IINF_SOL_ITG_PROSTA", 261
 "MSK_IINF_SOL_BAS_SOLSTA", 261
 "MSK_IINF_SOL_BAS_PROSTA", 261
 "MSK_IINF_SIM_SOLVE_DUAL", 261
 "MSK_IINF_SIM_PRIMAL_ITER", 261
 "MSK_IINF_SIM_PRIMAL_INF_ITER", 261
 "MSK_IINF_SIM_PRIMAL_HOTSTART_LU", 261
 "MSK_IINF_SIM_PRIMAL_HOTSTART", 260
 "MSK_IINF_SIM_PRIMAL_DEG_ITER", 260
 "MSK_IINF_SIM_NUMVAR", 260

"MSK_IINF_MIO_ABSGAP_SATISFIED", 256
 "MSK_IINF_INTPNT_SOLVE_DUAL", 256
 "MSK_IINF_INTPNT_NUM_THREADS", 256
 "MSK_IINF_INTPNT_ITER", 255
 "MSK_IINF_INTPNT_FACTOR_DIM_DENSE", 255
 "MSK_IINF_FOLDING_APPLIED", 255
 "MSK_IINF_ANA_PRO_NUM_VAR_UP", 255
 "MSK_IINF_ANA_PRO_NUM_VAR_RA", 255
 "MSK_IINF_ANA_PRO_NUM_VAR_LO", 255
 "MSK_IINF_ANA_PRO_NUM_VAR_INT", 255
 "MSK_IINF_ANA_PRO_NUM_VAR_FR", 255
 "MSK_IINF_ANA_PRO_NUM_VAR_EQ", 255
 "MSK_IINF_ANA_PRO_NUM_VAR_CONT", 255
 "MSK_IINF_ANA_PRO_NUM_VAR_BIN", 255
 "MSK_IINF_ANA_PRO_NUM_VAR", 255
 "MSK_IINF_ANA_PRO_NUM_CON_UP", 255
 "MSK_IINF_ANA_PRO_NUM_CON_RA", 255
 "MSK_IINF_ANA_PRO_NUM_CON_LO", 255
 "MSK_IINF_ANA_PRO_NUM_CON_FR", 255
 "MSK_IINF_ANA_PRO_NUM_CON_EQ", 255
 "MSK_IINF_ANA_PRO_NUM_CON", 255
 inftype, 261
 "MSK_INF_LINT_TYPE", 261
 "MSK_INF_INT_TYPE", 261
 "MSK_INF_DOU_TYPE", 261
 intpnthotstart, 239
 "MSK_INTPNT_HOTSTART_PRIMAL_DUAL", 240
 "MSK_INTPNT_HOTSTART_PRIMAL", 240
 "MSK_INTPNT_HOTSTART_NONE", 239
 "MSK_INTPNT_HOTSTART_DUAL", 240
 iomode, 261
 "MSK_IOMODE_WRITE", 261
 "MSK_IOMODE_READWRITE", 261
 "MSK_IOMODE_READ", 261
 iparam, 166
 liinfitem, 254
 "MSK_LIINF_SIMPLEX_ITER", 255
 "MSK_LIINF_RD_NUMQNZ", 255
 "MSK_LIINF_RD_NUMDJC", 255
 "MSK_LIINF_RD_NUMANZ", 255
 "MSK_LIINF_RD_NUMACC", 254
 "MSK_LIINF_MIO_SIMPLEX_ITER", 254
 "MSK_LIINF_MIO_PRESOLVED_ANZ", 254
 "MSK_LIINF_MIO_NUM_PRIM_ILLPOSED_CER", 254
 "MSK_LIINF_MIO_NUM_DUAL_ILLPOSED_CER", 254
 "MSK_LIINF_MIO_INTPNT_ITER", 254
 "MSK_LIINF_MIO_FINAL_ANZ", 254
 "MSK_LIINF_MIO_ANZ", 254
 "MSK_LIINF_INTPNT_FACTOR_NUM_NZ", 254
 "MSK_LIINF_FOLDING_BI_PRIMAL_ITER", 254
 "MSK_LIINF_FOLDING_BI_OPTIMIZER_ITER", 254
 "MSK_LIINF_FOLDING_BI_DUAL_ITER", 254
 "MSK_LIINF_BI_PRIMAL_ITER", 254
 "MSK_LIINF_BI_DUAL_ITER", 254
 "MSK_LIINF_BI_CLEAN_ITER", 254
 "MSK_LIINF_ANA_PRO_SCALARIZED_CONSTRAINT_MATRIX_NUM_ROWS",
 254
 "MSK_LIINF_ANA_PRO_SCALARIZED_CONSTRAINT_MATRIX_NUM_NZ",
 254
 "MSK_LIINF_ANA_PRO_SCALARIZED_CONSTRAINT_MATRIX_NUM_COLS",
 254
 mark, 238
 "MSK_MARK_UP", 238
 "MSK_MARK_LO", 238
 miocontsoltype, 262
 "MSK_MIO_CONT_SOL_ROOT", 262
 "MSK_MIO_CONT_SOL_NONE", 262
 "MSK_MIO_CONT_SOL_ITG_REL", 262
 "MSK_MIO_CONT_SOL_ITG", 262
 miodatapermmethod, 262
 "MSK_MIO_DATA_PERMUTATION_METHOD_RANDOM",
 262
 "MSK_MIO_DATA_PERMUTATION_METHOD_NONE", 262
 "MSK_MIO_DATA_PERMUTATION_METHOD_CYCLIC_SHIFT",
 262
 miomode, 263
 "MSK_MIO_MODE_SATISFIED", 263
 "MSK_MIO_MODE_IGNORED", 263
 mionodeseltype, 263
 "MSK_MIO_NODE_SELECTION_PSEUDO", 263
 "MSK_MIO_NODE_SELECTION_FREE", 263
 "MSK_MIO_NODE_SELECTION_FIRST", 263
 "MSK_MIO_NODE_SELECTION_BEST", 263
 miovarseltype, 263
 "MSK_MIO_VAR_SELECTION_STRONG", 263
 "MSK_MIO_VAR_SELECTION_PSEUDOCOST", 263
 "MSK_MIO_VAR_SELECTION_FREE", 263
 miqcqoreformmethod, 262
 "MSK_MIO_QCQO_REFORMULATION_METHOD_RELAX_SDP",
 262
 "MSK_MIO_QCQO_REFORMULATION_METHOD_NONE",
 262
 "MSK_MIO_QCQO_REFORMULATION_METHOD_LINEARIZATION",
 262
 "MSK_MIO_QCQO_REFORMULATION_METHOD_FREE",
 262
 "MSK_MIO_QCQO_REFORMULATION_METHOD_EIGEN_VAL_METHOD",
 262
 "MSK_MIO_QCQO_REFORMULATION_METHOD_DIAG_SDP",
 262
 mpsformat, 263
 "MSK_MPS_FORMAT_STRICT", 263
 "MSK_MPS_FORMAT_RELAXED", 263
 "MSK_MPS_FORMAT_FREE", 263
 "MSK_MPS_FORMAT_CPLEX", 263
 nametype, 246
 "MSK_NAME_TYPE_MPS", 246
 "MSK_NAME_TYPE_LP", 247
 "MSK_NAME_TYPE_GEN", 246
 objsense, 263
 "MSK_OBJECTIVE_SENSE_MINIMIZE", 263
 "MSK_OBJECTIVE_SENSE_MAXIMIZE", 263
 "MSK_ON", 263
 "MSK_OFF", 264

optimizertype, 264
 "MSK_OPTIMIZER_PRIMAL_SIMPLEX", 264
 "MSK_OPTIMIZER_NEW_PRIMAL_SIMPLEX", 264
 "MSK_OPTIMIZER_NEW_DUAL_SIMPLEX", 264
 "MSK_OPTIMIZER_MIXED_INT", 264
 "MSK_OPTIMIZER_INTPNT", 264
 "MSK_OPTIMIZER_FREE_SIMPLEX", 264
 "MSK_OPTIMIZER_FREE", 264
 "MSK_OPTIMIZER_DUAL_SIMPLEX", 264
 "MSK_OPTIMIZER_CONIC", 264
 orderingtype, 264
 "MSK_ORDER_METHOD_TRY_GRAPHPAR", 264
 "MSK_ORDER_METHOD_NONE", 264
 "MSK_ORDER_METHOD_FREE", 264
 "MSK_ORDER_METHOD_FORCE_GRAPHPAR", 264
 "MSK_ORDER_METHOD_EXPERIMENTAL", 264
 "MSK_ORDER_METHOD_APPMINLOC", 264
 parametertype, 265
 "MSK_PAR_STR_TYPE", 265
 "MSK_PAR_INVALID_TYPE", 265
 "MSK_PAR_INT_TYPE", 265
 "MSK_PAR_DOU_TYPE", 265
 presolvemode, 264
 "MSK_PRESOLVE_MODE_ON", 264
 "MSK_PRESOLVE_MODE_OFF", 264
 "MSK_PRESOLVE_MODE_FREE", 264
 problemitem, 265
 "MSK_PI_VAR", 265
 "MSK_PI_CONE", 265
 "MSK_PI_CON", 265
 problemtype, 265
 "MSK_PROBTYPE_Q0", 265
 "MSK_PROBTYPE_QCQ0", 265
 "MSK_PROBTYPE_MIXED", 265
 "MSK_PROBTYPE_LO", 265
 "MSK_PROBTYPE_CONIC", 265
 prosta, 265
 "MSK_PRO_STA_UNKNOWN", 265
 "MSK_PRO_STA_PRIM_INFEAS_OR_UNBOUNDED", 266
 "MSK_PRO_STA_PRIM_INFEAS", 266
 "MSK_PRO_STA_PRIM_FEAS", 266
 "MSK_PRO_STA_PRIM_AND_DUAL_INFEAS", 266
 "MSK_PRO_STA_PRIM_AND_DUAL_FEAS", 266
 "MSK_PRO_STA_ILL_POSED", 266
 "MSK_PRO_STA_DUAL_INFEAS", 266
 "MSK_PRO_STA_DUAL_FEAS", 266
 purify, 240
 "MSK_PURIFY_PRIMAL_DUAL", 240
 "MSK_PURIFY_PRIMAL", 240
 "MSK_PURIFY_NONE", 240
 "MSK_PURIFY_DUAL", 240
 "MSK_PURIFY_AUTO", 240
 rescode, 214
 rescodetype, 266
 "MSK_RESPONSE_WRN", 266
 "MSK_RESPONSE_UNK", 266
 "MSK_RESPONSE_TRM", 266
 "MSK_RESPONSE_OK", 266
 "MSK_RESPONSE_ERR", 266
 scalingmethod, 266
 "MSK_SCALING_METHOD_POW2", 266
 "MSK_SCALING_METHOD_FREE", 266
 scalingtype, 266
 "MSK_SCALING_NONE", 266
 "MSK_SCALING_FREE", 266
 sensitivitytype, 266
 "MSK_SENSITIVITY_TYPE_BASIS", 266
 simdegen, 238
 "MSK_SIM_DEGEN_NONE", 238
 "MSK_SIM_DEGEN_MODERATE", 239
 "MSK_SIM_DEGEN_MINIMUM", 239
 "MSK_SIM_DEGEN_FREE", 238
 "MSK_SIM_DEGEN_AGGRESSIVE", 238
 simdupvec, 239
 "MSK_SIM_EXPLOIT_DUPVEC_ON", 239
 "MSK_SIM_EXPLOIT_DUPVEC_OFF", 239
 "MSK_SIM_EXPLOIT_DUPVEC_FREE", 239
 simhotstart, 239
 "MSK_SIM_HOTSTART_STATUS_KEYS", 239
 "MSK_SIM_HOTSTART_NONE", 239
 "MSK_SIM_HOTSTART_FREE", 239
 simprecision, 238
 "MSK_SIM_PRECISION_NORMAL", 238
 "MSK_SIM_PRECISION_EXTENDED", 238
 simreform, 239
 "MSK_SIM_REFORMULATION_ON", 239
 "MSK_SIM_REFORMULATION_OFF", 239
 "MSK_SIM_REFORMULATION_FREE", 239
 "MSK_SIM_REFORMULATION_AGGRESSIVE", 239
 simselttype, 266
 "MSK_SIM_SELECTION_SE", 267
 "MSK_SIM_SELECTION_PARTIAL", 267
 "MSK_SIM_SELECTION_FULL", 267
 "MSK_SIM_SELECTION_FREE", 267
 "MSK_SIM_SELECTION_DEVEX", 267
 "MSK_SIM_SELECTION_ASE", 267
 solformat, 247
 "MSK_SOL_FORMAT_TASK", 247
 "MSK_SOL_FORMAT_JSON_TASK", 247
 "MSK_SOL_FORMAT_EXTENSION", 247
 "MSK_SOL_FORMAT_B", 247
 solitem, 267
 "MSK_SOL_ITEM_Y", 267
 "MSK_SOL_ITEM_XX", 267
 "MSK_SOL_ITEM_XC", 267
 "MSK_SOL_ITEM_SUX", 267
 "MSK_SOL_ITEM_SUC", 267
 "MSK_SOL_ITEM_SNX", 267
 "MSK_SOL_ITEM_SLX", 267
 "MSK_SOL_ITEM_SLC", 267
 solsta, 267
 "MSK_SOL_STA_UNKNOWN", 267
 "MSK_SOL_STA_PRIM_INFEAS_CER", 267
 "MSK_SOL_STA_PRIM_ILLPOSED_CER", 268
 "MSK_SOL_STA_PRIM_FEAS", 267
 "MSK_SOL_STA_PRIM_AND_DUAL_FEAS", 267

"MSK_SOL_STA_OPTIMAL", 267
 "MSK_SOL_STA_INTEGER_OPTIMAL", 268
 "MSK_SOL_STA_DUAL_INFEAS_CER", 268
 "MSK_SOL_STA_DUAL_ILLPOSED_CER", 268
 "MSK_SOL_STA_DUAL_FEAS", 267
 soltype, 268
 "MSK_SOL_ITR", 268
 "MSK_SOL_ITG", 268
 "MSK_SOL_BAS", 268
 solveform, 268
 "MSK_SOLVE_PRIMAL", 268
 "MSK_SOLVE_FREE", 268
 "MSK_SOLVE_DUAL", 268
 sparam, 210
 stakey, 268
 "MSK_SK_UPR", 268
 "MSK_SK_UNK", 268
 "MSK_SK_SUPBAS", 268
 "MSK_SK_LOW", 268
 "MSK_SK_INF", 268
 "MSK_SK_FIX", 268
 "MSK_SK_BAS", 268
 startpointtype, 268
 "MSK_STARTING_POINT_GUESS", 268
 "MSK_STARTING_POINT_FREE", 268
 "MSK_STARTING_POINT_CONSTANT", 269
 streamtype, 269
 "MSK_STREAM_WRN", 269
 "MSK_STREAM_MSG", 269
 "MSK_STREAM_LOG", 269
 "MSK_STREAM_ERR", 269
 symmattype, 247
 "MSK_SYMMAT_TYPE_SPARSE", 247
 transpose, 239
 "MSK_TRANSPOSE_YES", 239
 "MSK_TRANSPOSE_NO", 239
 uplo, 239
 "MSK_UPLO_UP", 239
 "MSK_UPLO_LO", 239
 value, 269
 "MSK_MAX_STR_LEN", 269
 "MSK_LICENSE_BUFFER_LENGTH", 269
 variabletype, 269
 "MSK_VAR_TYPE_INT", 269
 "MSK_VAR_TYPE_CONT", 269

Functions

mosek, 136
 mosek_clean, 137
 mosek_read, 137
 mosek_version, 136
 mosek_write, 137

Parameters

Double parameters, 152
 MSK_DPAR_ANA_SOL_INFEAS_TOL, 152
 MSK_DPAR_BASIS_REL_TOL_S, 152
 MSK_DPAR_BASIS_TOL_S, 152

MSK_DPAR_BASIS_TOL_X, 152
 MSK_DPAR_DATA_SYM_MAT_TOL, 153
 MSK_DPAR_DATA_SYM_MAT_TOL_HUGE, 153
 MSK_DPAR_DATA_SYM_MAT_TOL_LARGE, 153
 MSK_DPAR_DATA_TOL_AIJ_HUGE, 153
 MSK_DPAR_DATA_TOL_AIJ_LARGE, 154
 MSK_DPAR_DATA_TOL_BOUND_INF, 154
 MSK_DPAR_DATA_TOL_BOUND_WRN, 154
 MSK_DPAR_DATA_TOL_C_HUGE, 154
 MSK_DPAR_DATA_TOL_CJ_LARGE, 154
 MSK_DPAR_DATA_TOL_QIJ, 155
 MSK_DPAR_DATA_TOL_X, 155
 MSK_DPAR_FOLDING_TOL_EQ, 155
 MSK_DPAR_INTPNT_CO_TOL_DFEAS, 155
 MSK_DPAR_INTPNT_CO_TOL_INFEAS, 156
 MSK_DPAR_INTPNT_CO_TOL_MU_RED, 156
 MSK_DPAR_INTPNT_CO_TOL_NEAR_REL, 156
 MSK_DPAR_INTPNT_CO_TOL_PFEAS, 156
 MSK_DPAR_INTPNT_CO_TOL_REL_GAP, 157
 MSK_DPAR_INTPNT_QO_TOL_DFEAS, 157
 MSK_DPAR_INTPNT_QO_TOL_INFEAS, 157
 MSK_DPAR_INTPNT_QO_TOL_MU_RED, 157
 MSK_DPAR_INTPNT_QO_TOL_NEAR_REL, 157
 MSK_DPAR_INTPNT_QO_TOL_PFEAS, 158
 MSK_DPAR_INTPNT_QO_TOL_REL_GAP, 158
 MSK_DPAR_INTPNT_TOL_DFEAS, 158
 MSK_DPAR_INTPNT_TOL_DSAFE, 158
 MSK_DPAR_INTPNT_TOL_INFEAS, 159
 MSK_DPAR_INTPNT_TOL_MU_RED, 159
 MSK_DPAR_INTPNT_TOL_PATH, 159
 MSK_DPAR_INTPNT_TOL_PFEAS, 159
 MSK_DPAR_INTPNT_TOL_PSAFE, 160
 MSK_DPAR_INTPNT_TOL_REL_GAP, 160
 MSK_DPAR_INTPNT_TOL_REL_STEP, 160
 MSK_DPAR_INTPNT_TOL_STEP_SIZE, 160
 MSK_DPAR_LOWER_OBJ_CUT, 160
 MSK_DPAR_LOWER_OBJ_CUT_FINITE_TRH, 161
 MSK_DPAR_MIO_CLIQUETABLE_SIZE_FACTOR, 161
 MSK_DPAR_MIO_DJC_MAX_BIGM, 161
 MSK_DPAR_MIO_MAX_TIME, 161
 MSK_DPAR_MIO_REL_GAP_CONST, 162
 MSK_DPAR_MIO_TOL_ABS_GAP, 162
 MSK_DPAR_MIO_TOL_ABS_RELAX_INT, 162
 MSK_DPAR_MIO_TOL_FEAS, 162
 MSK_DPAR_MIO_TOL_REL_DUAL_BOUND_IMPROVEMENT,
 163
 MSK_DPAR_MIO_TOL_REL_GAP, 163
 MSK_DPAR_OPTIMIZER_MAX_TICKS, 163
 MSK_DPAR_OPTIMIZER_MAX_TIME, 163
 MSK_DPAR_PRESOLVE_TOL_ABS_LINDEP, 163
 MSK_DPAR_PRESOLVE_TOL_PRIMAL_INFEAS_PERTURBATION,
 164
 MSK_DPAR_PRESOLVE_TOL_REL_LINDEP, 164
 MSK_DPAR_PRESOLVE_TOL_S, 164
 MSK_DPAR_PRESOLVE_TOL_X, 164
 MSK_DPAR_QCQO_REFORMULATE_REL_DROP_TOL, 165
 MSK_DPAR_SEMIDEFINITE_TOL_APPROX, 165
 MSK_DPAR_SIM_LU_TOL_REL_PIV, 165

MSK_DPAR_SIM_PRECISION_SCALING_EXTENDED,
 165
 MSK_DPAR_SIM_PRECISION_SCALING_NORMAL, 165
 MSK_DPAR_SIMPLEX_ABS_TOL_PIV, 166
 MSK_DPAR_UPPER_OBJ_CUT, 166
 MSK_DPAR_UPPER_OBJ_CUT_FINITE_TRH, 166
 Integer parameters, 166
 MSK_IPAR_ANA_SOL_BASIS, 166
 MSK_IPAR_ANA_SOL_PRINT_VIOLATED, 167
 MSK_IPAR_AUTO_SORT_A_BEFORE_OPT, 167
 MSK_IPAR_AUTO_UPDATE_SOL_INFO, 167
 MSK_IPAR_BASIS_SOLVE_USE_PLUS_ONE, 167
 MSK_IPAR_BI_CLEAN_OPTIMIZER, 167
 MSK_IPAR_BI_IGNORE_MAX_ITER, 168
 MSK_IPAR_BI_IGNORE_NUM_ERROR, 168
 MSK_IPAR_BI_MAX_ITERATIONS, 168
 MSK_IPAR_CACHE_LICENSE, 168
 MSK_IPAR_COMPRESS_STATFILE, 169
 MSK_IPAR_FOLDING_USE, 169
 MSK_IPAR_GETDUAL_CONVERT_LMIS, 169
 MSK_IPAR_HEARTBEAT_SIM_FREQ_TICKS, 169
 MSK_IPAR_INFEAS_GENERIC_NAMES, 170
 MSK_IPAR_INFEAS_REPORT_AUTO, 170
 MSK_IPAR_INFEAS_REPORT_LEVEL, 170
 MSK_IPAR_INTPNT_BASIS, 170
 MSK_IPAR_INTPNT_DIFF_STEP, 171
 MSK_IPAR_INTPNT_HOTSTART, 171
 MSK_IPAR_INTPNT_MAX_ITERATIONS, 171
 MSK_IPAR_INTPNT_MAX_NUM_COR, 171
 MSK_IPAR_INTPNT_OFF_COL_TRH, 171
 MSK_IPAR_INTPNT_ORDER_GP_NUM_SEEDS, 172
 MSK_IPAR_INTPNT_ORDER_METHOD, 172
 MSK_IPAR_INTPNT_PURIFY, 172
 MSK_IPAR_INTPNT_REGULARIZATION_USE, 172
 MSK_IPAR_INTPNT_SCALING, 173
 MSK_IPAR_INTPNT_SOLVE_FORM, 173
 MSK_IPAR_INTPNT_STARTING_POINT, 173
 MSK_IPAR_LICENSE_DEBUG, 173
 MSK_IPAR_LICENSE_PAUSE_TIME, 173
 MSK_IPAR_LICENSE_SUPPRESS_EXPIRE_WRNS, 174
 MSK_IPAR_LICENSE_TRH_EXPIRY_WRN, 174
 MSK_IPAR_LICENSE_WAIT, 174
 MSK_IPAR_LOG, 174
 MSK_IPAR_LOG_ANA_PRO, 175
 MSK_IPAR_LOG_BI, 175
 MSK_IPAR_LOG_BI_FREQ, 175
 MSK_IPAR_LOG_CUT_SECOND_OPT, 175
 MSK_IPAR_LOG_EXPAND, 175
 MSK_IPAR_LOG_FEAS_REPAIR, 176
 MSK_IPAR_LOG_FILE, 176
 MSK_IPAR_LOG_INCLUDE_SUMMARY, 176
 MSK_IPAR_LOG_INFEAS_ANA, 176
 MSK_IPAR_LOG_INTPNT, 177
 MSK_IPAR_LOG_LOCAL_INFO, 177
 MSK_IPAR_LOG_MIO, 177
 MSK_IPAR_LOG_MIO_FREQ, 177
 MSK_IPAR_LOG_ORDER, 177
 MSK_IPAR_LOG_PRESOLVE, 178
 MSK_IPAR_LOG_SENSITIVITY, 178
 MSK_IPAR_LOG_SENSITIVITY_OPT, 178
 MSK_IPAR_LOG_SIM, 178
 MSK_IPAR_LOG_SIM_FREQ, 179
 MSK_IPAR_LOG_SIM_FREQ_GIGA_TICKS, 179
 MSK_IPAR_LOG_STORAGE, 179
 MSK_IPAR_MAX_NUM_WARNINGS, 179
 MSK_IPAR_MIO_BRANCH_DIR, 180
 MSK_IPAR_MIO_CONFLICT_ANALYSIS_LEVEL, 180
 MSK_IPAR_MIO_CONIC_OUTER_APPROXIMATION, 180
 MSK_IPAR_MIO_CONSTRUCT_SOL, 180
 MSK_IPAR_MIO_CROSSOVER_MAX_NODES, 181
 MSK_IPAR_MIO_CUT_CLIQUE, 181
 MSK_IPAR_MIO_CUT_CMIR, 181
 MSK_IPAR_MIO_CUT_GMI, 181
 MSK_IPAR_MIO_CUT_IMPLIED_BOUND, 182
 MSK_IPAR_MIO_CUT_KNAPSACK_COVER, 182
 MSK_IPAR_MIO_CUT_LIPRO, 182
 MSK_IPAR_MIO_CUT_SELECTION_LEVEL, 182
 MSK_IPAR_MIO_DATA_PERMUTATION_METHOD, 182
 MSK_IPAR_MIO_DUAL_RAY_ANALYSIS_LEVEL, 183
 MSK_IPAR_MIO_FEASPUMP_LEVEL, 183
 MSK_IPAR_MIO_HEURISTIC_LEVEL, 183
 MSK_IPAR_MIO_INDEPENDENT_BLOCK_LEVEL, 184
 MSK_IPAR_MIO_MAX_NUM_BRANCHES, 184
 MSK_IPAR_MIO_MAX_NUM_RELAXS, 184
 MSK_IPAR_MIO_MAX_NUM_RESTARTS, 184
 MSK_IPAR_MIO_MAX_NUM_ROOT_CUT_ROUNDS, 185
 MSK_IPAR_MIO_MAX_NUM_SOLUTIONS, 185
 MSK_IPAR_MIO_MEMORY_EMPHASIS_LEVEL, 185
 MSK_IPAR_MIO_MIN_REL, 185
 MSK_IPAR_MIO_MODE, 186
 MSK_IPAR_MIO_NODE_OPTIMIZER, 186
 MSK_IPAR_MIO_NODE_SELECTION, 186
 MSK_IPAR_MIO_NUMERICAL_EMPHASIS_LEVEL, 186
 MSK_IPAR_MIO_OPT_FACE_MAX_NODES, 187
 MSK_IPAR_MIO_PERSPECTIVE_REFORMULATE, 187
 MSK_IPAR_MIO_PRESOLVE_AGGREGATOR_USE, 187
 MSK_IPAR_MIO_PROBING_LEVEL, 187
 MSK_IPAR_MIO_PROPAGATE_OBJECTIVE_CONSTRAINT,
 188
 MSK_IPAR_MIO_QCQO_REFORMULATION_METHOD, 188
 MSK_IPAR_MIO_RENS_MAX_NODES, 188
 MSK_IPAR_MIO_RINS_MAX_NODES, 188
 MSK_IPAR_MIO_ROOT_OPTIMIZER, 188
 MSK_IPAR_MIO_SEED, 189
 MSK_IPAR_MIO_SYMMETRY_LEVEL, 189
 MSK_IPAR_MIO_VAR_SELECTION, 189
 MSK_IPAR_MIO_VB_DETECTION_LEVEL, 189
 MSK_IPAR_MT_SPINCOUNT, 190
 MSK_IPAR_NG, 190
 MSK_IPAR_NUM_THREADS, 190
 MSK_IPAR_OPF_WRITE_HEADER, 190
 MSK_IPAR_OPF_WRITE_HINTS, 191
 MSK_IPAR_OPF_WRITE_LINE_LENGTH, 191
 MSK_IPAR_OPF_WRITE_PARAMETERS, 191
 MSK_IPAR_OPF_WRITE_PROBLEM, 191
 MSK_IPAR_OPF_WRITE_SOL_BAS, 191

MSK_IPAR_OPF_WRITE_SOL_ITG, 192
 MSK_IPAR_OPF_WRITE_SOL_ITR, 192
 MSK_IPAR_OPF_WRITE_SOLUTIONS, 192
 MSK_IPAR_OPTIMIZER, 192
 MSK_IPAR_PARAM_READ_CASE_NAME, 193
 MSK_IPAR_PARAM_READ_IGN_ERROR, 193
 MSK_IPAR_PRESOLVE_ELIMINATOR_MAX_FILL, 193
 MSK_IPAR_PRESOLVE_ELIMINATOR_MAX_NUM_TRIES, 193
 MSK_IPAR_PRESOLVE_LINDEP_ABS_WORK_TRH, 193
 MSK_IPAR_PRESOLVE_LINDEP_NEW, 194
 MSK_IPAR_PRESOLVE_LINDEP_REL_WORK_TRH, 194
 MSK_IPAR_PRESOLVE_LINDEP_USE, 194
 MSK_IPAR_PRESOLVE_MAX_NUM_PASS, 194
 MSK_IPAR_PRESOLVE_MAX_NUM_REDUCTIONS, 195
 MSK_IPAR_PRESOLVE_USE, 195
 MSK_IPAR_PRIMAL_REPAIR_OPTIMIZER, 195
 MSK_IPAR_PTF_WRITE_PARAMETERS, 195
 MSK_IPAR_PTF_WRITE_SINGLE_PSD_TERMS, 195
 MSK_IPAR_PTF_WRITE_SOLUTIONS, 196
 MSK_IPAR_PTF_WRITE_TRANSFORM, 196
 MSK_IPAR_READ_ASYNC, 196
 MSK_IPAR_READ_DEBUG, 196
 MSK_IPAR_READ_KEEP_FREE_CON, 197
 MSK_IPAR_READ_MPS_FORMAT, 197
 MSK_IPAR_READ_MPS_WIDTH, 197
 MSK_IPAR_READ_TASK_IGNORE_PARAM, 197
 MSK_IPAR_REMOTE_USE_COMPRESSION, 197
 MSK_IPAR_REMOVE_UNUSED_SOLUTIONS, 198
 MSK_IPAR_SENSITIVITY_ALL, 198
 MSK_IPAR_SENSITIVITY_TYPE, 198
 MSK_IPAR_SIM_BASIS_FACTOR_USE, 198
 MSK_IPAR_SIM_DEGEN, 198
 MSK_IPAR_SIM_DETECT_PWL, 199
 MSK_IPAR_SIM_DUAL_CRASH, 199
 MSK_IPAR_SIM_DUAL_PHASEONE_METHOD, 199
 MSK_IPAR_SIM_DUAL_RESTRICT_SELECTION, 199
 MSK_IPAR_SIM_DUAL_SELECTION, 200
 MSK_IPAR_SIM_EXPLOIT_DUPVEC, 200
 MSK_IPAR_SIM_HOTSTART, 200
 MSK_IPAR_SIM_HOTSTART_LU, 200
 MSK_IPAR_SIM_MAX_ITERATIONS, 200
 MSK_IPAR_SIM_MAX_NUM_SETBACKS, 201
 MSK_IPAR_SIM_NON_SINGULAR, 201
 MSK_IPAR_SIM_PRECISION, 201
 MSK_IPAR_SIM_PRECISION_BOOST, 201
 MSK_IPAR_SIM_PRIMAL_CRASH, 202
 MSK_IPAR_SIM_PRIMAL_PHASEONE_METHOD, 202
 MSK_IPAR_SIM_PRIMAL_RESTRICT_SELECTION, 202
 MSK_IPAR_SIM_PRIMAL_SELECTION, 202
 MSK_IPAR_SIM_REFACTOR_FREQ, 202
 MSK_IPAR_SIM_REFORMULATION, 203
 MSK_IPAR_SIM_SAVE_LU, 203
 MSK_IPAR_SIM_SCALING, 203
 MSK_IPAR_SIM_SCALING_METHOD, 203
 MSK_IPAR_SIM_SEED, 204
 MSK_IPAR_SIM_SOLVING_FORM, 204
 MSK_IPAR_SIM_SWITCH_OPTIMIZER, 204
 MSK_IPAR_SOL_FILTER_KEEP_BASIC, 204
 MSK_IPAR_SOL_READ_NAME_WIDTH, 204
 MSK_IPAR_SOL_READ_WIDTH, 205
 MSK_IPAR_TIMING_LEVEL, 205
 MSK_IPAR_WRITE_ASYNC, 205
 MSK_IPAR_WRITE_BAS_CONSTRAINTS, 205
 MSK_IPAR_WRITE_BAS_HEAD, 206
 MSK_IPAR_WRITE_BAS_VARIABLES, 206
 MSK_IPAR_WRITE_COMPRESSION, 206
 MSK_IPAR_WRITE_FREE_CON, 206
 MSK_IPAR_WRITE_GENERIC_NAMES, 206
 MSK_IPAR_WRITE_IGNORE_INCOMPATIBLE_ITEMS, 207
 MSK_IPAR_WRITE_INT_CONSTRAINTS, 207
 MSK_IPAR_WRITE_INT_HEAD, 207
 MSK_IPAR_WRITE_INT_VARIABLES, 207
 MSK_IPAR_WRITE_JSON_INDENTATION, 207
 MSK_IPAR_WRITE_LP_FULL_OBJ, 208
 MSK_IPAR_WRITE_LP_LINE_WIDTH, 208
 MSK_IPAR_WRITE_MPS_FORMAT, 208
 MSK_IPAR_WRITE_MPS_INT, 208
 MSK_IPAR_WRITE_SOL_BARVARIABLES, 209
 MSK_IPAR_WRITE_SOL_CONSTRAINTS, 209
 MSK_IPAR_WRITE_SOL_HEAD, 209
 MSK_IPAR_WRITE_SOL_IGNORE_INVALID_NAMES, 209
 MSK_IPAR_WRITE_SOL_VARIABLES, 209
 String parameters, 210
 MSK_SPAR_BAS_SOL_FILE_NAME, 210
 MSK_SPAR_DATA_FILE_NAME, 210
 MSK_SPAR_DEBUG_FILE_NAME, 210
 MSK_SPAR_INT_SOL_FILE_NAME, 210
 MSK_SPAR_ITR_SOL_FILE_NAME, 210
 MSK_SPAR_MIO_DEBUG_STRING, 210
 MSK_SPAR_PARAM_COMMENT_SIGN, 211
 MSK_SPAR_PARAM_READ_FILE_NAME, 211
 MSK_SPAR_PARAM_WRITE_FILE_NAME, 211
 MSK_SPAR_READ_MPS_BOU_NAME, 211
 MSK_SPAR_READ_MPS_OBJ_NAME, 211
 MSK_SPAR_READ_MPS_RAN_NAME, 212
 MSK_SPAR_READ_MPS_RHS_NAME, 212
 MSK_SPAR_REMOTE_OPTSERVER_HOST, 212
 MSK_SPAR_REMOTE_TLS_CERT, 212
 MSK_SPAR_REMOTE_TLS_CERT_PATH, 212
 MSK_SPAR_SENSITIVITY_FILE_NAME, 212
 MSK_SPAR_SENSITIVITY_RES_FILE_NAME, 213
 MSK_SPAR_SOL_FILTER_XC_LOW, 213
 MSK_SPAR_SOL_FILTER_XC_UPR, 213
 MSK_SPAR_SOL_FILTER_XX_LOW, 213
 MSK_SPAR_SOL_FILTER_XX_UPR, 213
 MSK_SPAR_STAT_KEY, 214
 MSK_SPAR_STAT_NAME, 214

Response codes

Termination, 214
 "MSK_RES_OK", 214
 "MSK_RES_TRM_INTERNAL", 215
 "MSK_RES_TRM_INTERNAL_STOP", 215

"MSK_RES_TRM_LOST_RACE", 215
 "MSK_RES_TRM_MAX_ITERATIONS", 214
 "MSK_RES_TRM_MAX_NUM_SETBACKS", 215
 "MSK_RES_TRM_MAX_TIME", 214
 "MSK_RES_TRM_MIO_NUM_BRANCHES", 214
 "MSK_RES_TRM_MIO_NUM_RELAXS", 214
 "MSK_RES_TRM_NUM_MAX_NUM_INT_SOLUTIONS",
 215
 "MSK_RES_TRM_NUMERICAL_PROBLEM", 215
 "MSK_RES_TRM_OBJECTIVE_RANGE", 214
 "MSK_RES_TRM_SERVER_MAX_MEMORY", 215
 "MSK_RES_TRM_SERVER_MAX_TIME", 215
 "MSK_RES_TRM_STALL", 215
 "MSK_RES_TRM_USER_CALLBACK", 215
 Warnings, 215
 "MSK_RES_WRN_ANA_ALMOST_INT_BOUNDS", 218
 "MSK_RES_WRN_ANA_C_ZERO", 218
 "MSK_RES_WRN_ANA_CLOSE_BOUNDS", 218
 "MSK_RES_WRN_ANA_EMPTY_COLS", 218
 "MSK_RES_WRN_ANA_LARGE_BOUNDS", 217
 "MSK_RES_WRN_DROPPED_NZ_QOBJ", 216
 "MSK_RES_WRN_DUPLICATE_BARVARIABLE_NAMES",
 217
 "MSK_RES_WRN_DUPLICATE_CONE_NAMES", 217
 "MSK_RES_WRN_DUPLICATE_CONSTRAINT_NAMES",
 217
 "MSK_RES_WRN_DUPLICATE_VARIABLE_NAMES", 217
 "MSK_RES_WRN_ELIMINATOR_SPACE", 217
 "MSK_RES_WRN_EMPTY_NAME", 216
 "MSK_RES_WRN_GETDUAL_IGNORES_INTEGRALITY",
 218
 "MSK_RES_WRN_IGNORE_INTEGER", 216
 "MSK_RES_WRN_INCOMPLETE_LINEAR_DEPENDENCY_CHECK",
 217
 "MSK_RES_WRN_INVALID_MPS_NAME", 216
 "MSK_RES_WRN_INVALID_MPS_OBJ_NAME", 216
 "MSK_RES_WRN_LARGE_AIJ", 215
 "MSK_RES_WRN_LARGE_BOUND", 215
 "MSK_RES_WRN_LARGE_CJ", 215
 "MSK_RES_WRN_LARGE_CON_FX", 215
 "MSK_RES_WRN_LARGE_FIJ", 218
 "MSK_RES_WRN_LARGE_LO_BOUND", 215
 "MSK_RES_WRN_LARGE_UP_BOUND", 215
 "MSK_RES_WRN_LICENSE_EXPIRE", 216
 "MSK_RES_WRN_LICENSE_FEATURE_EXPIRE", 217
 "MSK_RES_WRN_LICENSE_SERVER", 216
 "MSK_RES_WRN_LP_DROP_VARIABLE", 216
 "MSK_RES_WRN_LP_OLD_QUAD_FORMAT", 216
 "MSK_RES_WRN_MIO_INFEASIBLE_FINAL", 216
 "MSK_RES_WRN_MODIFIED_DOUBLE_PARAMETER",
 218
 "MSK_RES_WRN_MPS_SPLIT_BOU_VECTOR", 216
 "MSK_RES_WRN_MPS_SPLIT_RAN_VECTOR", 216
 "MSK_RES_WRN_MPS_SPLIT_RHS_VECTOR", 216
 "MSK_RES_WRN_NAME_MAX_LEN", 216
 "MSK_RES_WRN_NO_DUALIZER", 218
 "MSK_RES_WRN_NO_GLOBAL_OPTIMIZER", 216
 "MSK_RES_WRN_NO_INFEASIBILITY_REPORT_WHEN_MATRIX_VARIABLE",
 218
 "MSK_RES_WRN_NZ_IN_UPR_TRI", 216
 "MSK_RES_WRN_OPEN_PARAM_FILE", 215
 "MSK_RES_WRN_PARAM_IGNORED_CMIO", 217
 "MSK_RES_WRN_PARAM_NAME_DOU", 217
 "MSK_RES_WRN_PARAM_NAME_INT", 217
 "MSK_RES_WRN_PARAM_NAME_STR", 217
 "MSK_RES_WRN_PARAM_STR_VALUE", 217
 "MSK_RES_WRN_PRESOLVE_OUTOFSPACE", 217
 "MSK_RES_WRN_PRESOLVE_PRIMAL_PERTURBATIONS",
 217
 "MSK_RES_WRN_PTF_UNKNOWN_SECTION", 218
 "MSK_RES_WRN_SOL_FILE_IGNORED_CON", 216
 "MSK_RES_WRN_SOL_FILE_IGNORED_VAR", 216
 "MSK_RES_WRN_SOL_FILTER", 216
 "MSK_RES_WRN_SPAR_MAX_LEN", 216
 "MSK_RES_WRN_SYM_MAT_LARGE", 218
 "MSK_RES_WRN_TOO_FEW_BASIS_VARS", 216
 "MSK_RES_WRN_TOO_MANY_BASIS_VARS", 216
 "MSK_RES_WRN_UNDEF_SOL_FILE_NAME", 216
 "MSK_RES_WRN_USING_GENERIC_NAMES", 216
 "MSK_RES_WRN_WRITE_CHANGED_NAMES", 217
 "MSK_RES_WRN_WRITE_DISCARDED_CFIX", 217
 "MSK_RES_WRN_WRITE_LP_DUPLICATE_CON_NAMES",
 217
 "MSK_RES_WRN_WRITE_LP_DUPLICATE_VAR_NAMES",
 217
 "MSK_RES_WRN_WRITE_LP_INVALID_CON_NAMES",
 217
 "MSK_RES_WRN_WRITE_LP_INVALID_VAR_NAMES",
 217
 "MSK_RES_WRN_ZERO_AIJ", 215
 "MSK_RES_WRN_ZEROS_IN_SPARSE_COL", 217
 "MSK_RES_WRN_ZEROS_IN_SPARSE_ROW", 217
 Errors, 218
 "MSK_RES_ERR_ACC_AFE_DOMAIN_MISMATCH", 237
 "MSK_RES_ERR_ACC_INVALID_ENTRY_INDEX", 237
 "MSK_RES_ERR_ACC_INVALID_INDEX", 237
 "MSK_RES_ERR_AD_INVALID_CODELIST", 231
 "MSK_RES_ERR_AFE_INVALID_INDEX", 237
 "MSK_RES_ERR_API_ARRAY_TOO_SMALL", 231
 "MSK_RES_ERR_API_CB_CONNECT", 231
 "MSK_RES_ERR_API_FATAL_ERROR", 231
 "MSK_RES_ERR_API_INTERNAL", 231
 "MSK_RES_ERR_APPENDING_TOO_BIG_CONE", 227
 "MSK_RES_ERR_ARG_IS_TOO_LARGE", 225
 "MSK_RES_ERR_ARG_IS_TOO_SMALL", 225
 "MSK_RES_ERR_ARGUMENT_DIMENSION", 224
 "MSK_RES_ERR_ARGUMENT_IS_TOO_LARGE", 233
 "MSK_RES_ERR_ARGUMENT_IS_TOO_SMALL", 233
 "MSK_RES_ERR_ARGUMENT_LENNEQ", 224
 "MSK_RES_ERR_ARGUMENT_PERM_ARRAY", 227
 "MSK_RES_ERR_ARGUMENT_TYPE", 224
 "MSK_RES_ERR_AXIS_NAME_SPECIFICATION", 221
 "MSK_RES_ERR_BAR_VAR_DIM", 232
 "MSK_RES_ERR_BASIS", 226
 "MSK_RES_ERR_BASIS_FACTOR", 230

"MSK_RES_ERR_BASIS_SINGULAR", 230

"MSK_RES_ERR_BLANK_NAME", 220

"MSK_RES_ERR_CBF_DUPLICATE_ACOORD", 234

"MSK_RES_ERR_CBF_DUPLICATE_BCOORD", 234

"MSK_RES_ERR_CBF_DUPLICATE_CON", 234

"MSK_RES_ERR_CBF_DUPLICATE_INT", 234

"MSK_RES_ERR_CBF_DUPLICATE_OBJ", 234

"MSK_RES_ERR_CBF_DUPLICATE_OBJACCOORD", 234

"MSK_RES_ERR_CBF_DUPLICATE_POW_CONES", 234

"MSK_RES_ERR_CBF_DUPLICATE_POW_STAR_CONES", 234

"MSK_RES_ERR_CBF_DUPLICATE_PSDCON", 235

"MSK_RES_ERR_CBF_DUPLICATE_PSDVAR", 234

"MSK_RES_ERR_CBF_DUPLICATE_VAR", 234

"MSK_RES_ERR_CBF_EXPECTED_A_KEYWORD", 235

"MSK_RES_ERR_CBF_INVALID_CON_TYPE", 234

"MSK_RES_ERR_CBF_INVALID_DIMENSION_OF_CONES", 235

"MSK_RES_ERR_CBF_INVALID_DIMENSION_OF_PSDCON", 235

"MSK_RES_ERR_CBF_INVALID_DOMAIN_DIMENSION", 234

"MSK_RES_ERR_CBF_INVALID_EXP_DIMENSION", 234

"MSK_RES_ERR_CBF_INVALID_INT_INDEX", 234

"MSK_RES_ERR_CBF_INVALID_NUM_ACOORD", 235

"MSK_RES_ERR_CBF_INVALID_NUM_BCOORD", 235

"MSK_RES_ERR_CBF_INVALID_NUM_DCOORD", 235

"MSK_RES_ERR_CBF_INVALID_NUM_FCOORD", 235

"MSK_RES_ERR_CBF_INVALID_NUM_HCOORD", 235

"MSK_RES_ERR_CBF_INVALID_NUM_OBJACCOORD", 235

"MSK_RES_ERR_CBF_INVALID_NUM_OBJFCOORD", 235

"MSK_RES_ERR_CBF_INVALID_NUM_PSDCON", 235

"MSK_RES_ERR_CBF_INVALID_NUMBER_OF_CONES", 235

"MSK_RES_ERR_CBF_INVALID_POWER", 234

"MSK_RES_ERR_CBF_INVALID_POWER_CONE_INDEX", 234

"MSK_RES_ERR_CBF_INVALID_POWER_STAR_CONE_INDEX", 235

"MSK_RES_ERR_CBF_INVALID_PSDCON_BLOCK_INDEX", 235

"MSK_RES_ERR_CBF_INVALID_PSDCON_INDEX", 235

"MSK_RES_ERR_CBF_INVALID_PSDCON_VARIABLE_INDEX", 235

"MSK_RES_ERR_CBF_INVALID_PSDVAR_DIMENSION", 234

"MSK_RES_ERR_CBF_INVALID_VAR_TYPE", 234

"MSK_RES_ERR_CBF_NO_VARIABLES", 233

"MSK_RES_ERR_CBF_NO_VERSION_SPECIFIED", 233

"MSK_RES_ERR_CBF_OBJ_SENSE", 233

"MSK_RES_ERR_CBF_PARSE", 233

"MSK_RES_ERR_CBF_POWER_CONE_IS_TOO_LONG", 234

"MSK_RES_ERR_CBF_POWER_CONE_MISMATCH", 235

"MSK_RES_ERR_CBF_POWER_STAR_CONE_MISMATCH", 235

"MSK_RES_ERR_CBF_SYNTAX", 234

"MSK_RES_ERR_CBF_TOO_FEW_CONSTRAINTS", 234

"MSK_RES_ERR_CBF_TOO_FEW_INTS", 234

"MSK_RES_ERR_CBF_TOO_FEW_PSDVAR", 234

"MSK_RES_ERR_CBF_TOO_FEW_VARIABLES", 234

"MSK_RES_ERR_CBF_TOO_MANY_CONSTRAINTS", 233

"MSK_RES_ERR_CBF_TOO_MANY_INTS", 234

"MSK_RES_ERR_CBF_TOO_MANY_VARIABLES", 233

"MSK_RES_ERR_CBF_UNHANDLED_POWER_CONE_TYPE", 235

"MSK_RES_ERR_CBF_UNHANDLED_POWER_STAR_CONE_TYPE", 235

"MSK_RES_ERR_CBF_UNSUPPORTED", 234

"MSK_RES_ERR_CBF_UNSUPPORTED_CHANGE", 235

"MSK_RES_ERR_CON_Q_NOT_NSD", 227

"MSK_RES_ERR_CON_Q_NOT_PSD", 227

"MSK_RES_ERR_CONE_INDEX", 227

"MSK_RES_ERR_CONE_OVERLAP", 227

"MSK_RES_ERR_CONE_OVERLAP_APPEND", 227

"MSK_RES_ERR_CONE_PARAMETER", 228

"MSK_RES_ERR_CONE_REP_VAR", 227

"MSK_RES_ERR_CONE_SIZE", 227

"MSK_RES_ERR_CONE_TYPE", 227

"MSK_RES_ERR_CONE_TYPE_STR", 227

"MSK_RES_ERR_DATA_FILE_EXT", 220

"MSK_RES_ERR_DIMENSION_SPECIFICATION", 221

"MSK_RES_ERR_DJC_AFE_DOMAIN_MISMATCH", 237

"MSK_RES_ERR_DJC_DOMAIN_TERMSIZE_MISMATCH", 237

"MSK_RES_ERR_DJC_INVALID_INDEX", 237

"MSK_RES_ERR_DJC_INVALID_TERM_SIZE", 237

"MSK_RES_ERR_DJC_TOTAL_NUM_TERMS_MISMATCH", 237

"MSK_RES_ERR_DJC_UNSUPPORTED_DOMAIN_TYPE", 237

"MSK_RES_ERR_DOMAIN_DIMENSION", 236

"MSK_RES_ERR_DOMAIN_DIMENSION_PSD", 236

"MSK_RES_ERR_DOMAIN_INVALID_INDEX", 236

"MSK_RES_ERR_DOMAIN_POWER_INVALID_ALPHA", 237

"MSK_RES_ERR_DOMAIN_POWER_NEGATIVE_ALPHA", 237

"MSK_RES_ERR_DOMAIN_POWER_NLEFT", 237

"MSK_RES_ERR_DUP_NAME", 220

"MSK_RES_ERR_DUPLICATE_AIJ", 228

"MSK_RES_ERR_DUPLICATE_BAR_VARIABLE_NAMES", 232

"MSK_RES_ERR_DUPLICATE_CONE_NAMES", 232

"MSK_RES_ERR_DUPLICATE_CONSTRAINT_NAMES", 232

"MSK_RES_ERR_DUPLICATE_DJC_NAMES", 232

"MSK_RES_ERR_DUPLICATE_DOMAIN_NAMES", 232

"MSK_RES_ERR_DUPLICATE_FIJ", 236

"MSK_RES_ERR_DUPLICATE_INDEX_IN_A_SPARSE_MATRIX", 236

"MSK_RES_ERR_DUPLICATE_INDEX_IN_AFEIDX_LIST", 236
"MSK_RES_ERR_DUPLICATE_VARIABLE_NAMES", 232
"MSK_RES_ERR_END_OF_FILE", 220
"MSK_RES_ERR_FACTOR", 230
"MSK_RES_ERR_FEASREPAIR_CANNOT_RELAX", 230
"MSK_RES_ERR_FEASREPAIR_INCONSISTENT_BOUND", 230
"MSK_RES_ERR_FEASREPAIR_SOLVING_RELAXED", 230
"MSK_RES_ERR_FILE_LICENSE", 218
"MSK_RES_ERR_FILE_OPEN", 220
"MSK_RES_ERR_FILE_READ", 220
"MSK_RES_ERR_FILE_WRITE", 220
"MSK_RES_ERR_FINAL_SOLUTION", 229
"MSK_RES_ERR_FIRST", 229
"MSK_RES_ERR_FIRSTI", 226
"MSK_RES_ERR_FIRSTJ", 227
"MSK_RES_ERR_FIXED_BOUND_VALUES", 228
"MSK_RES_ERR_FLEXLM", 219
"MSK_RES_ERR_FORMAT_STRING", 220
"MSK_RES_ERR_GETDUAL_NOT_AVAILABLE", 236
"MSK_RES_ERR_GLOBAL_INV_CONIC_PROBLEM", 229
"MSK_RES_ERR_HUGE_AIJ", 228
"MSK_RES_ERR_HUGE_C", 228
"MSK_RES_ERR_HUGE_FIJ", 236
"MSK_RES_ERR_IDENTICAL_TASKS", 231
"MSK_RES_ERR_IN_ARGUMENT", 224
"MSK_RES_ERR_INDEX", 225
"MSK_RES_ERR_INDEX_ARR_IS_TOO_LARGE", 225
"MSK_RES_ERR_INDEX_ARR_IS_TOO_SMALL", 224
"MSK_RES_ERR_INDEX_IS_NOT_UNIQUE", 224
"MSK_RES_ERR_INDEX_IS_TOO_LARGE", 224
"MSK_RES_ERR_INDEX_IS_TOO_SMALL", 224
"MSK_RES_ERR_INF_DOU_INDEX", 224
"MSK_RES_ERR_INF_DOU_NAME", 225
"MSK_RES_ERR_INF_IN_DOUBLE_DATA", 229
"MSK_RES_ERR_INF_INT_INDEX", 224
"MSK_RES_ERR_INF_INT_NAME", 225
"MSK_RES_ERR_INF_LINT_INDEX", 225
"MSK_RES_ERR_INF_LINT_NAME", 225
"MSK_RES_ERR_INF_TYPE", 225
"MSK_RES_ERR_INFEAS_UNDEFINED", 232
"MSK_RES_ERR_INFINITE_BOUND", 228
"MSK_RES_ERR_INT64_TO_INT32_CAST", 231
"MSK_RES_ERR_INTERNAL", 231
"MSK_RES_ERR_INTERNAL_TEST_FAILED", 231
"MSK_RES_ERR_INV_APTRE", 226
"MSK_RES_ERR_INV_BK", 226
"MSK_RES_ERR_INV_BKC", 226
"MSK_RES_ERR_INV_BKX", 226
"MSK_RES_ERR_INV_CONE_TYPE", 226
"MSK_RES_ERR_INV_CONE_TYPE_STR", 226
"MSK_RES_ERR_INV_DINF", 226
"MSK_RES_ERR_INV_IINF", 226
"MSK_RES_ERR_INV_LIINF", 226
"MSK_RES_ERR_INV_MARKI", 230
"MSK_RES_ERR_INV_MARKJ", 230
"MSK_RES_ERR_INV_NAME_ITEM", 226
"MSK_RES_ERR_INV_NUMI", 230
"MSK_RES_ERR_INV_NUMJ", 230
"MSK_RES_ERR_INV_OPTIMIZER", 229
"MSK_RES_ERR_INV_PROBLEM", 229
"MSK_RES_ERR_INV_QCON_SUBI", 228
"MSK_RES_ERR_INV_QCON_SUBJ", 228
"MSK_RES_ERR_INV_QCON_SUBK", 228
"MSK_RES_ERR_INV_QCON_VAL", 228
"MSK_RES_ERR_INV_QOBJ_SUBI", 228
"MSK_RES_ERR_INV_QOBJ_SUBJ", 228
"MSK_RES_ERR_INV_QOBJ_VAL", 228
"MSK_RES_ERR_INV_RESCODE", 226
"MSK_RES_ERR_INV_SK", 226
"MSK_RES_ERR_INV_SK_STR", 226
"MSK_RES_ERR_INV_SKC", 226
"MSK_RES_ERR_INV_SKN", 226
"MSK_RES_ERR_INV_SKX", 226
"MSK_RES_ERR_INV_VAR_TYPE", 226
"MSK_RES_ERR_INVALID_AIJ", 229
"MSK_RES_ERR_INVALID_B", 236
"MSK_RES_ERR_INVALID_BARVAR_NAME", 221
"MSK_RES_ERR_INVALID_CFIX", 229
"MSK_RES_ERR_INVALID_CJ", 229
"MSK_RES_ERR_INVALID_COMPRESSION", 230
"MSK_RES_ERR_INVALID_CON_NAME", 221
"MSK_RES_ERR_INVALID_CONE_NAME", 221
"MSK_RES_ERR_INVALID_FIJ", 236
"MSK_RES_ERR_INVALID_FILE_FORMAT_FOR_AFFINE_CONIC_CONSTR", 232
"MSK_RES_ERR_INVALID_FILE_FORMAT_FOR_CFIX", 232
"MSK_RES_ERR_INVALID_FILE_FORMAT_FOR_CONES", 232
"MSK_RES_ERR_INVALID_FILE_FORMAT_FOR_DISJUNCTIVE_CONSTR", 232
"MSK_RES_ERR_INVALID_FILE_FORMAT_FOR_FREE_CONSTRAINTS", 232
"MSK_RES_ERR_INVALID_FILE_FORMAT_FOR_NONLINEAR", 232
"MSK_RES_ERR_INVALID_FILE_FORMAT_FOR_QUADRATIC_TERMS", 232
"MSK_RES_ERR_INVALID_FILE_FORMAT_FOR_RANGED_CONSTRAINTS", 232
"MSK_RES_ERR_INVALID_FILE_FORMAT_FOR_SYM_MAT", 232
"MSK_RES_ERR_INVALID_FILE_NAME", 220
"MSK_RES_ERR_INVALID_FORMAT_TYPE", 226
"MSK_RES_ERR_INVALID_G", 236
"MSK_RES_ERR_INVALID_IDX", 225
"MSK_RES_ERR_INVALID_IOMODE", 230
"MSK_RES_ERR_INVALID_MAX_NUM", 225
"MSK_RES_ERR_INVALID_NAME_IN_SOL_FILE", 223
"MSK_RES_ERR_INVALID_OBJ_NAME", 221
"MSK_RES_ERR_INVALID_OBJECTIVE_SENSE", 228
"MSK_RES_ERR_INVALID_PROBLEM_TYPE", 233
"MSK_RES_ERR_INVALID_SOL_FILE_NAME", 220
"MSK_RES_ERR_INVALID_STREAM", 220

"MSK_RES_ERR_INVALID_SURPLUS", 226
 "MSK_RES_ERR_INVALID_SYM_MAT_DIM", 232
 "MSK_RES_ERR_INVALID_TASK", 220
 "MSK_RES_ERR_INVALID_UTF8", 231
 "MSK_RES_ERR_INVALID_VAR_NAME", 221
 "MSK_RES_ERR_INVALID_WCHAR", 231
 "MSK_RES_ERR_INVALID_WHICH SOL", 225
 "MSK_RES_ERR_JSON_DATA", 223
 "MSK_RES_ERR_JSON_FORMAT", 223
 "MSK_RES_ERR_JSON_MISSING_DATA", 224
 "MSK_RES_ERR_JSON_NUMBER_OVERFLOW", 223
 "MSK_RES_ERR_JSON_STRING", 223
 "MSK_RES_ERR_JSON_SYNTAX", 223
 "MSK_RES_ERR_LAST", 229
 "MSK_RES_ERR_LASTI", 227
 "MSK_RES_ERR_LASTJ", 227
 "MSK_RES_ERR_LAU_ARG_K", 233
 "MSK_RES_ERR_LAU_ARG_M", 233
 "MSK_RES_ERR_LAU_ARG_N", 233
 "MSK_RES_ERR_LAU_ARG_TRANS", 233
 "MSK_RES_ERR_LAU_ARG_TRANSA", 233
 "MSK_RES_ERR_LAU_ARG_TRANSB", 233
 "MSK_RES_ERR_LAU_ARG_UPLO", 233
 "MSK_RES_ERR_LAU_INVALID_LOWER_TRIANGULAR_MATRIX", 233
 "MSK_RES_ERR_LAU_INVALID_SPARSE_SYMMETRIC_MATRIX", 233
 "MSK_RES_ERR_LAU_NOT_POSITIVE_DEFINITE", 233
 "MSK_RES_ERR_LAU_SINGULAR_MATRIX", 233
 "MSK_RES_ERR_LAU_UNKNOWN", 233
 "MSK_RES_ERR_LICENSE", 218
 "MSK_RES_ERR_LICENSE_CANNOT_ALLOCATE", 219
 "MSK_RES_ERR_LICENSE_CANNOT_CONNECT", 219
 "MSK_RES_ERR_LICENSE_EXPIRED", 218
 "MSK_RES_ERR_LICENSE_FEATURE", 219
 "MSK_RES_ERR_LICENSE_INVALID_HOSTID", 219
 "MSK_RES_ERR_LICENSE_MAX", 219
 "MSK_RES_ERR_LICENSE_MOSEKLM_DAEMON", 219
 "MSK_RES_ERR_LICENSE_NO_SERVER_LINE", 219
 "MSK_RES_ERR_LICENSE_NO_SERVER_SUPPORT", 219
 "MSK_RES_ERR_LICENSE_OLD_SERVER_VERSION", 218
 "MSK_RES_ERR_LICENSE_SERVER", 219
 "MSK_RES_ERR_LICENSE_SERVER_VERSION", 219
 "MSK_RES_ERR_LICENSE_VERSION", 218
 "MSK_RES_ERR_LINK_FILE_DLL", 219
 "MSK_RES_ERR_LIVING_TASKS", 220
 "MSK_RES_ERR_LOWER_BOUND_IS_A_NAN", 228
 "MSK_RES_ERR_LP_AMBIGUOUS_CONSTRAINT_BOUND", 223
 "MSK_RES_ERR_LP_DUPLICATE_SECTION", 223
 "MSK_RES_ERR_LP_EMPTY", 223
 "MSK_RES_ERR_LP_EXPECTED_CONSTRAINT_RELATIONSHIP", 223
 "MSK_RES_ERR_LP_EXPECTED_NUMBER", 223
 "MSK_RES_ERR_LP_EXPECTED_OBJECTIVE", 223
 "MSK_RES_ERR_LP_FILE_FORMAT", 223
 "MSK_RES_ERR_LP_INDICATOR_VAR", 223
 "MSK_RES_ERR_LP_INVALID_VAR_NAME", 223
 "MSK_RES_ERR_LU_MAX_NUM_TRIES", 230
 "MSK_RES_ERR_MAX_LEN_IS_TOO_SMALL", 227
 "MSK_RES_ERR_MAXNUMBARVAR", 225
 "MSK_RES_ERR_MAXNUMCON", 225
 "MSK_RES_ERR_MAXNUMCONE", 227
 "MSK_RES_ERR_MAXNUMQNZ", 225
 "MSK_RES_ERR_MAXNUMVAR", 225
 "MSK_RES_ERR_MIO_INTERNAL", 233
 "MSK_RES_ERR_MIO_INVALID_NODE_OPTIMIZER", 235
 "MSK_RES_ERR_MIO_INVALID_ROOT_OPTIMIZER", 235
 "MSK_RES_ERR_MIO_NO_OPTIMIZER", 229
 "MSK_RES_ERR_MISMATCHING_DIMENSION", 221
 "MSK_RES_ERR_MISSING_LICENSE_FILE", 218
 "MSK_RES_ERR_MIXED_CONIC_AND_NL", 229
 "MSK_RES_ERR_MPS_CONE_OVERLAP", 222
 "MSK_RES_ERR_MPS_CONE_REPEAT", 222
 "MSK_RES_ERR_MPS_CONE_TYPE", 222
 "MSK_RES_ERR_MPS_DUPLICATE_Q_ELEMENT", 222
 "MSK_RES_ERR_MPS_FILE", 221
 "MSK_RES_ERR_MPS_INV_FIELD", 221
 "MSK_RES_ERR_MPS_INV_MARKER", 221
 "MSK_RES_ERR_MPS_INV_SEC_ORDER", 222
 "MSK_RES_ERR_MPS_INVALID_BOUND_KEY", 221
 "MSK_RES_ERR_MPS_INVALID_CON_KEY", 221
 "MSK_RES_ERR_MPS_INVALID_INDICATOR_CONSTRAINT", 222
 "MSK_RES_ERR_MPS_INVALID_INDICATOR_QUADRATIC_CONSTRAINT", 222
 "MSK_RES_ERR_MPS_INVALID_INDICATOR_VALUE", 222
 "MSK_RES_ERR_MPS_INVALID_INDICATOR_VARIABLE", 222
 "MSK_RES_ERR_MPS_INVALID_KEY", 222
 "MSK_RES_ERR_MPS_INVALID_OBJ_NAME", 222
 "MSK_RES_ERR_MPS_INVALID_OBJSENSE", 222
 "MSK_RES_ERR_MPS_INVALID_SEC_NAME", 221
 "MSK_RES_ERR_MPS_MUL_CON_NAME", 221
 "MSK_RES_ERR_MPS_MUL_CSEC", 222
 "MSK_RES_ERR_MPS_MUL_QOBJ", 222
 "MSK_RES_ERR_MPS_MUL_QSEC", 222
 "MSK_RES_ERR_MPS_NO_OBJECTIVE", 221
 "MSK_RES_ERR_MPS_NON_SYMMETRIC_Q", 222
 "MSK_RES_ERR_MPS_NULL_CON_NAME", 221
 "MSK_RES_ERR_MPS_NULL_VAR_NAME", 221
 "MSK_RES_ERR_MPS_SPLITTED_VAR", 221
 "MSK_RES_ERR_MPS_TAB_IN_FIELD2", 222
 "MSK_RES_ERR_MPS_TAB_IN_FIELD3", 222
 "MSK_RES_ERR_MPS_TAB_IN_FIELD5", 222
 "MSK_RES_ERR_MPS_UNDEF_CON_NAME", 221
 "MSK_RES_ERR_MPS_UNDEF_VAR_NAME", 221
 "MSK_RES_ERR_MPS_WRITE_CPLEX_INVALID_CONE_TYPE", 235
 "MSK_RES_ERR_MUL_A_ELEMENT", 226

"MSK_RES_ERR_SPACE_NO_INFO", 221
 "MSK_RES_ERR_SPARSITY_SPECIFICATION", 221
 "MSK_RES_ERR_SYM_MAT_DUPLICATE", 232
 "MSK_RES_ERR_SYM_MAT_HUGE", 229
 "MSK_RES_ERR_SYM_MAT_INVALID", 229
 "MSK_RES_ERR_SYM_MAT_INVALID_COL_INDEX",
 232
 "MSK_RES_ERR_SYM_MAT_INVALID_ROW_INDEX",
 232
 "MSK_RES_ERR_SYM_MAT_INVALID_VALUE", 232
 "MSK_RES_ERR_SYM_MAT_NOT_LOWER_TRINGULAR",
 232
 "MSK_RES_ERR_TASK_INCOMPATIBLE", 230
 "MSK_RES_ERR_TASK_INVALID", 230
 "MSK_RES_ERR_TASK_WRITE", 230
 "MSK_RES_ERR_THREAD_COND_INIT", 220
 "MSK_RES_ERR_THREAD_CREATE", 220
 "MSK_RES_ERR_THREAD_MUTEX_INIT", 219
 "MSK_RES_ERR_THREAD_MUTEX_LOCK", 219
 "MSK_RES_ERR_THREAD_MUTEX_UNLOCK", 219
 "MSK_RES_ERR_TOCONIC_CONSTR_NOT_CONIC", 236
 "MSK_RES_ERR_TOCONIC_CONSTR_Q_NOT_PSD", 235
 "MSK_RES_ERR_TOCONIC_CONSTRAINT_FX", 236
 "MSK_RES_ERR_TOCONIC_CONSTRAINT_RA", 236
 "MSK_RES_ERR_TOCONIC_OBJECTIVE_NOT_PSD",
 236
 "MSK_RES_ERR_TOO_SMALL_A_TRUNCATION_VALUE",
 228
 "MSK_RES_ERR_TOO_SMALL_MAX_NUM_NZ", 225
 "MSK_RES_ERR_TOO_SMALL_MAXNUMANZ", 225
 "MSK_RES_ERR_UNALLOWED_WHICHSOL", 225
 "MSK_RES_ERR_UNB_STEP_SIZE", 231
 "MSK_RES_ERR_UNDEF_SOLUTION", 237
 "MSK_RES_ERR_UNDEFINED_OBJECTIVE_SENSE",
 228
 "MSK_RES_ERR_UNHANDLED_SOLUTION_STATUS",
 233
 "MSK_RES_ERR_UNKNOWN", 220
 "MSK_RES_ERR_UPPER_BOUND_IS_A_NAN", 228
 "MSK_RES_ERR_UPPER_TRIANGLE", 233
 "MSK_RES_ERR_WHICHITEM_NOT_ALLOWED", 225
 "MSK_RES_ERR_WHICHSOL", 225
 "MSK_RES_ERR_WRITE_ASYNC", 223
 "MSK_RES_ERR_WRITE_MPS_INVALID_NAME", 223
 "MSK_RES_ERR_WRITE_OPF_INVALID_VAR_NAME",
 223
 "MSK_RES_ERR_WRITING_FILE", 223
 "MSK_RES_ERR_Y_IS_UNDEFINED", 228

Structures

infeas_info, 139
 io_options, 139
 options, 138
 problem, 137
 response, 140
 result, 139
 solution_info, 138
 solver_solutions, 138

Index

A

affine conic constraint, 17
asset, *see* portfolio optimization

B

basic
 solution, 49
basis identification, 116
big-M, 134
bound
 constraint, 15, 100, 103, 107
 linear optimization, 15
 variable, 15, 100, 103, 107
Branch-and-Bound, 125

C

cardinality constraints, 89
CBF format, 299
certificate, 50
 dual, 102, 105
 infeasibility, 46
 infeasible, 46
 primal, 102, 105
Cholesky factorization, 82
complementarity, 101, 105
cone
 dual, 104
 dual exponential, 25
 exponential, 25
 power, 23
 quadratic, 20
 rotated quadratic, 20
 semidefinite, 30
conic exponential optimization, 25
conic optimization, 17, 20, 23, 25, 103
 interior-point, 120
 mixed-integer, 133
 termination criteria, 122
conic problem
 example, 21, 24, 26
conic quadratic optimization, 20
constraint
 bound, 15, 100, 103, 107
 linear optimization, 15
 matrix, 15, 100, 103, 107
 quadratic, 108
correlation matrix, 76
covariance matrix, *see* correlation matrix
cqo1

 example, 21, 26
cuts, 131
cutting planes, 131

D

determinism, 73
disjunctive constraint, 134
domain, 269
dual
 certificate, 102, 105
 cone, 104
 feasible, 101
 infeasible, 101, 102, 105
 problem, 101, 104, 108
 solution, 51
 variable, 101, 104
duality
 conic, 104
 linear, 101
 semidefinite, 108
dualizer, 112

E

efficient frontier, 79
eliminator, 112
error
 optimization, 49
errors, 52
example
 conic problem, 21, 24, 26
 cqo1, 21, 26
 pow1, 24
 qo1, 40
 quadratic objective, 40
exceptions, 52
exponential cone, 25

F

factor model, 82
feasibility
 integer feasibility, 127
feasible
 dual, 101
 primal, 100, 114, 121
 problem, 100
format, 55
 CBF, 299
 json, 324
 LP, 273

- MPS, 277
- OPF, 289
- PTF, 317
- sol, 330
- task, 323

G

- geometric programming, 27
- GP, 27

H

- heuristic, 130
- hot-start, 118

I

- I/O, 55
- infeasibility, 50, 102, 105
 - linear optimization, 102
 - semidefinite, 108
- infeasibility certificate, 46
- infeasible
 - dual, 101, 102, 105
 - primal, 100, 102, 105, 114, 121
 - problem, 100, 102, 108
- information item, 56
- installation, 9
 - requirements, 9
 - troubleshooting, 9
- integer
 - solution, 49
 - variable, 37
- integer feasibility, 127
 - feasibility, 127
- integer optimization, 37
 - initial solution, 38
- interior-point
 - conic optimization, 120
 - linear optimization, 114
 - logging, 117, 123
 - optimizer, 114, 120
 - solution, 49
 - termination criteria, 115, 122

J

- json format, 324

L

- license, 74
- linear constraint matrix, 15
- linear dependency, 112
- linear optimization, 15, 100
 - bound, 15
 - constraint, 15
 - infeasibility, 102
 - interior-point, 114
 - objective, 15
 - simplex, 118
 - termination criteria, 115, 118
 - variable, 15
- log-sum-exp, 97
- logging, 54
 - interior-point, 117, 123
 - mixed-integer optimizer, 128
 - optimizer, 117, 119, 123
 - simplex, 119
- logistic regression, 97
- LP format, 273

M

- machine learning
 - logistic regression, 97
- market impact cost, 85
- Markowitz model, 76
- matrix
 - constraint, 15, 100, 103, 107
 - semidefinite, 30
 - symmetric, 30
- MI(QC)QO, 134
- MICO, 133
- MIP, *see* integer optimization
- mixed-integer, *see* integer
 - conic optimization, 133
 - optimizer, 124
 - presolve, 130
 - quadratic, 134
- mixed-integer optimization, *see* integer optimization, 124
- mixed-integer optimizer
 - logging, 128
- modeling
 - design, 11
- MPS format, 277
 - free, 289
- Multicore, 73

N

- numerical issues
 - presolve, 112
 - scaling, 113
 - simplex, 119

O

- objective, 100, 103, 107
 - linear optimization, 15
- OPF format, 289
- optimal
 - solution, 50
- optimality gap, 126
- optimization
 - conic, 103
 - conic quadratic, 103
 - error, 49
 - linear, 15, 100
 - semidefinite, 106
- optimizer
 - determinism, 73

- interior-point, 114, 120
- logging, 117, 119, 123
- mixed-integer, 124
- selection, 112, 113
- simplex, 118
- termination, 126

P

- parallelization, 73
- parameter, 55
 - simplex, 119
- Pareto optimality, 76
- portfolio optimization, 75
 - cardinality constraints, 89
 - efficient frontier, 79
 - factor model, 82
 - market impact cost, 85
 - Markowitz model, 76
 - Pareto optimality, 76
 - slippage cost, 85
 - transaction cost, 88
- positive semidefinite, 40
- pow1
 - example, 24
- power cone, 23
- power cone optimization, 23
- presolve, 111
 - eliminator, 112
 - linear dependency check, 112
 - mixed-integer, 130
 - numerical issues, 112
- primal
 - certificate, 102, 105
 - feasible, 100, 114, 121
 - infeasible, 100, 102, 105, 114, 121
 - problem, 101, 104, 108
 - solution, 51, 100
- primal heuristics, 130
- primal-dual
 - problem, 114, 120
 - solution, 101
- problem
 - dual, 101, 104, 108
 - feasible, 100
 - infeasible, 100, 102, 108
 - load, 55
 - primal, 101, 104, 108
 - primal-dual, 114, 120
 - save, 55
 - status, 49
 - unbounded, 102, 106
- PTF format, 317

Q

- qo1
 - example, 40
- quadratic
 - constraint, 108
 - mixed-integer, 134
 - quadratic cone, 20
 - quadratic objective
 - example, 40
 - quadratic optimization, 108

R

- regression
 - logistic, 97
- relaxation, 125
- response code, 52
- rotated quadratic cone, 20

S

- scaling, 113
- semidefinite
 - cone, 30
 - infeasibility, 108
 - matrix, 30
 - variable, 30
- semidefinite optimization, 30, 106
- simplex
 - linear optimization, 118
 - logging, 119
 - numerical issues, 119
 - optimizer, 118
 - parameter, 119
 - termination criteria, 118
- slippage cost, 85
- sol format, 330
- solution
 - basic, 49
 - dual, 51
 - file format, 330
 - integer, 49
 - interior-point, 49
 - optimal, 50
 - primal, 51, 100
 - primal-dual, 101
 - retrieve, 49
 - status, 50
- status
 - problem, 49
 - solution, 50
- symmetric
 - matrix, 30

T

- task format, 323
- termination, 49
 - optimizer, 126
- termination criteria, 126
 - conic optimization, 122
 - interior-point, 115, 122
 - linear optimization, 115, 118
 - simplex, 118
 - tolerance, 116, 123
- thread, 73

- time, 73
- timing, 73
- tolerance
 - termination criteria, 116, 123
- transaction cost, 88
- troubleshooting
 - installation, 9

U

- unbounded
 - problem, 102, 106

V

- valid inequalities, 131
- variable, 100, 103, 107
 - bound, 15, 100, 103, 107
 - dual, 101, 104
 - integer, 37
 - linear optimization, 15
 - semidefinite, 30